




VRM Inductor LP02-2 Series



FEATURES

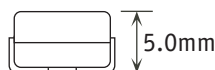
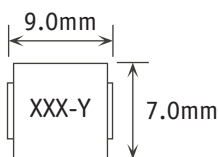
- Design verified by leading IC manufacturers
- High saturation current of 65A
- Designed for frequencies up to 1MHz
- Suitable for pick and place applications
- Tighter DCR tolerances available. Contact ICE for additional Details

APPLICATIONS

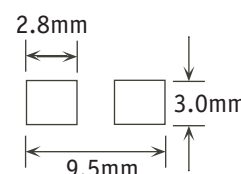
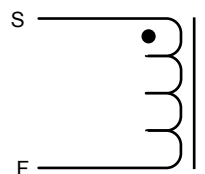
- Voltage Regulator Modules (VRMs)
- High Frequency, High Current Switching Power Supplies
- Synchronous Buck DC/DC Converters

PACKAGING: Reel Diameter: 13", Reel Width: 16mm, Pieces Per Reel: 1,000

Mechanical



Recommended PCB Layout



Electrical Specifications

Part Number	Inductance ¹ (nH, ±15%)	DCR ± 10% (mΩ)	I _{sat} ² (A)	I _{dc} ³ (A)
LP02-101-2	100	0.30	65	48
LP02-151-2	155	0.30	42	48
LP02-181-2	180	0.30	33	48
LP02-201-2	210	0.30	25	48
LP02-231-2	235	0.30	24	48
LP02-301-2	310	0.30	16	48

1. Tested @ 1MHz, 0.1Vrms.
2. Inductance drops 15% at rated I_{sat}.
3. DC current that causes a 40°C temperature rise. PCB layout, trace thickness and width, airflow and proximity to other devices will effect the temperature rise.
4. Electrical specifications at 25°C.
5. Operating temperature range: -40°C to +130°C.
6. Meets UL 94V-0.
7. Test equipment used includes HP4194A Impedance Analyzer, GPR-1210 HDD DC Power Supply, and CH502A Ohmmeter.