

RXM2AB1FD

Harmony, Miniature plug-in relay, 12 A, 2 CO,
with lockable test button, 110 V DC

Product availability : Non-Stock - Not normally stocked in distribution facility



Price* : 6.47 USD



Main

Range of Product	Harmony Electromechanical Relays
Series name	Miniature
Product or Component Type	Plug-in relay
Device short name	RXM
Contacts type and composition	2 C/O
[Uc] control circuit voltage	110 V DC
[Ithe] conventional enclosed thermal current	12 A -40...131 °F (-40...55 °C)
Status LED	Without
Control Type	Lockable test button
Utilisation coefficient	20 %

Complementary

Shape of pin	Flat
[Ui] rated insulation voltage	250 V IEC 300 V CSA 300 V UL
[Uimp] rated impulse withstand voltage	4 kV 1.2/50 µs
Contacts material	AgNi
[Ie] rated operational current	12 A 28 V DC) NO IEC 12 A 250 V AC) NO IEC 6 A 28 V DC) NC IEC 6 A 250 V AC) NC IEC 12 A 28 V DC) UL 12 A 277 V AC) UL
Maximum switching voltage	250 V IEC
Resistive rated load	12 A 250 V AC

* Price is "List Price" and may be subject to a trade discount – check with your local distributor or retailer for actual price.

	12 A 28 V DC
Maximum switching capacity	3000 VA/336 W
Minimum switching capacity	170 mW 10 mA, 17 V
Operating rate	<= 1200 cycles/hour under load <= 18000 cycles/hour no-load
Mechanical durability	10000000 cycles
Electrical durability	100000 cycles resistive
Average coil consumption in W	0.9 W
Drop-out voltage threshold	>= 0.1 U _c
Operate time	20 ms
Release time	20 ms
Average coil resistance	13440 Ohm 20 °C +/- 10 %
Rated operational voltage limits	88...121 V DC
Safety reliability data	B10d = 100000
Protection category	RT I
Test levels	Level A
Operating position	Any position
Net Weight	0.08 lb(US) (0.037 kg)
Device presentation	Complete product

Environment

Dielectric strength	1300 V AC between contacts with micro disconnection 2000 V AC between coil and contact 2000 V AC between poles
Product Certifications	Lloyd's CE CSA GOST UL
Standards	UL 508 EN/IEC 61810-1 CSA C22.2 No 14
Ambient Air Temperature for Storage	-40...185 °F (-40...85 °C)
Ambient air temperature for operation	-40...131 °F (-40...55 °C)
Vibration resistance	3 gn +/- 1 mm 10...150 Hz)5 cycles in operation 5 gn +/- 1 mm 10...150 Hz)5 cycles not operating
IP degree of protection	IP40 conforming to EN/IEC 60529
Shock resistance	10 gn in operation 30 gn not operating
Pollution degree	3

Ordering and shipping details

Category	21127 - ZELIO ICE CUBE RELAYS
Discount Schedule	CP2
GTIN	03389119403436
Nbr. of units in pkg.	1
Package weight(Lbs)	1.98 oz (56 g)
Returnability	No
Country of origin	ID

Packing Units

Unit Type of Package 1	PCE
Package 1 Height	1.61 in (4.1 cm)
Package 1 width	0.83 in (2.1 cm)
Package 1 Length	1.10 in (2.8 cm)

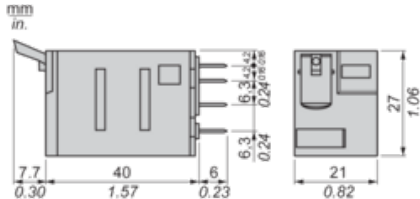
Offer Sustainability

Sustainable offer status	Green Premium product
California proposition 65	WARNING: This product can expose you to chemicals including: Nickel compounds, which is known to the State of California to cause cancer, and Di-isodecyl phthalate (DIDP), which is known to the State of California to cause birth defects or other reproductive harm. For more information go to www.P65Warnings.ca.gov
RECh Regulation	RECh Declaration
RECh free of SVHC	Yes
EU RoHS Directive	Pro-active compliance (Product out of EU RoHS legal scope) EU RoHS Declaration
Toxic heavy metal free	Yes
Mercury free	Yes
RoHS exemption information	Yes
China RoHS Regulation	China RoHS declaration
Environmental Disclosure	Product Environmental Profile
WEEE	The product must be disposed on European Union markets following specific waste collection and never end up in rubbish bins.

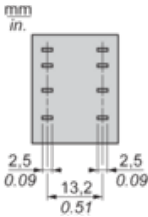
Contractual warranty

Warranty	18 months
----------	-----------

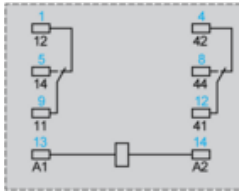
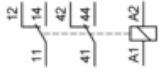
Dimensions



Pin Side View



Wiring Diagram



Symbols shown in blue correspond to Nema marking.

Electrical Durability of Contacts

Durability (inductive load) = durability (resistive load) x reduction coefficient.

Resistive AC load



X Switching capacity (kVA)

Y Durability (Number of operating cycles)

A RXM2AB...

B RXM3AB...

C RXM4AB...

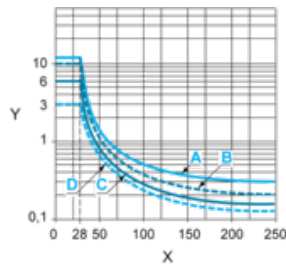
D RXM4GB...

Reduction coefficient for inductive AC load (depending on power factor $\cos \phi$)



Y Reduction coefficient (A)

Maximum switching capacity on resistive DC load



X Voltage DC

Y Current DC

A RXM2AB...

B RXM3AB...

C RXM4AB...

D RXM4GB...

Note : These are typical curves, actual durability depends on load, environment, duty cycle, etc.