

FEATURES :

- Up to 3 Watt Output Power
- 500Vdc Isolation
- Low Ripple and Noise
- Regulated Output Types
- MTBF:>1,500,000 hrs
- Operating Temperature:-40°C TO +85°C

Specifications typical at TA=25°C, nominal input voltage and rated output current unless otherwise specified

Part Number	Input Voltage	Output Voltage	Output Current	Efficiency
	Vdc	Vdc	mA	%Typ
70D-05S05RNL	5	5	600	60
70D-05S12RNL	5	12	250	65
70D-05D12RNL	5	±12	±125	65
70D-12S12RNL	12	12	250	65
70D-12S15RNL	12	15	200	65
70D-12D15RNL	12	±15	±100	65
70D-24S05RNL	24	5	600	60
70D-24D12RNL	24	±12	±125	65
70D-24D15RNL	24	±15	±100	65
70D-48S12RNL	48	12	250	65
70D-48D12RNL	48	±12	±125	65
70D-48D15RNL	48	±15	±100	65

Input Specifications

Parameters	Conditions	Min	Typ	Max	Units
Voltage Type	Vo,Io Nom			±10	%
Filter	Capacitor				

Output Specifications

Parameters	Conditions	Min	Typ	Max	Units
Voltage Tolerance				±5	%
Short Circuit Protection	Continuous				
Line Regulation	Regulated			±0.3	%
Load Regulation	Regulated			±0.5	%
Ripple & Noise	BW=DC To 20MHz			50	mVp-p
Line Regulation	Unregulated (For 1% of Vin)		±1.2		%
Load Regulation	Unregulated (20% To 100% F.L)			±10	%
Transient response setting time	50% load step change		350		us

YUAN DEAN SCIENTIFIC



DC-DC Converter

70D SERIES

3Watt

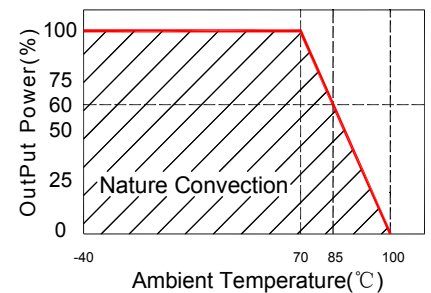
0.5KV Isolated

Single & Dual Output

DIL5



Temperature Derating Graph



www.yds.com.tw



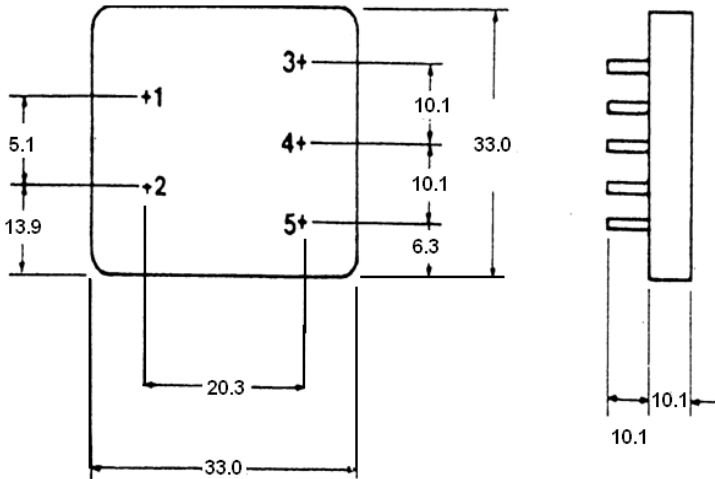
TEL : 886-6-3842899 FAX : 886-6-3843288
E-MAIL : ydsweb@yds.com.tw

Rev:2 2018/10/18

General Specifications

Parameters	Conditions	Min	Typ	Max	Units
Isolation Resistance	500Vdc	1000			MΩ
Switching Frequency			20		KHz
Operating Temperature		-40		+85	°C
Humidity	Non Condensing			95	%
Cooling	Free air Convection				
Case material	DAP				
Weight			55		g
Dimensions			33.0x33.0x10.1		mm

Markings and dimensions



Unit : mm Unless otherwise specified, all tolerances are ±0.25

PIN Connection

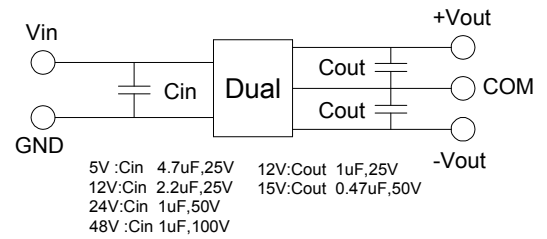
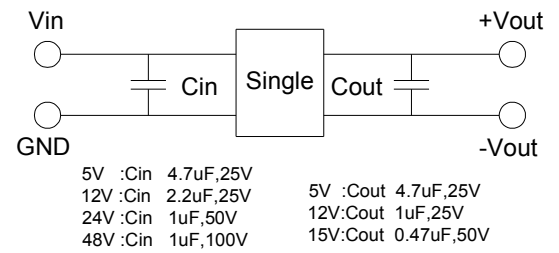
PIN	1	2	3	4	5
Single	+Vin	-Vin	No Pin	+Vout	-Vout
Dual	+Vin	-Vin	+Vout	COM	-Vout

Part Number

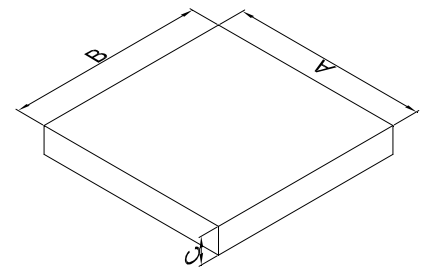
70D - 05 S 05 R NL
A B C D E F

A:Series
B:Input Voltage
C:Single(S)Dual(D)
D:Output Voltage
E:Regulated(R)
F:RoHS Version

Recommended Test Circuit



Packaging



Size(mm)		
A	B	C
210.00	210.00	30.00

