

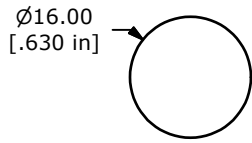
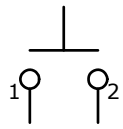


SWITCH FUNCTION	
POS. 1	POS. 2
	
OFF	(ON)
OPEN	1-2

(ON) = MOMENTARY



PANEL CUTOUT
MAX. PANEL THICKNESS 6.0mm

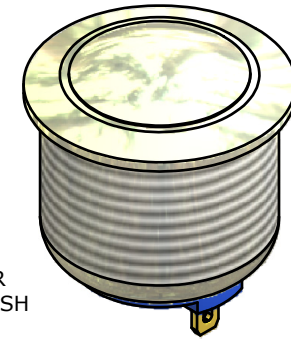


CIRCUIT: SPST

Ø18.00
[.709 in]

Ø12.00
[.472 in]

DOMED ACTUATOR
NICKEL PLATED FINISH



BODY FINISH
NICKEL PLATED FINISH

3.10 ± .50
[.122 ± .020 in]

1.50
[.059 in]

14.00 ± .50
[.551 ± .020 in]

17.00 ± .50
[.669 ± .020 in]

M16x1.0

.50
[.020 in]

2.00
[.079 in]

8.50
[.335 in]

.80
[.031 in]

NOTE:

1. ALL DIMENSIONS IN MM [INCH]
2. GENERAL TOLERANCE: X.X±0.4
X.XX±0.25
3. TERMINAL NUMBERS FOR REF ONLY
4. CONTACT MATERIAL: SILVER
5. RATING: 2A 48VDC
- ▲ 6. TRAVEL: 1.5 ± 0.2mm
7. ELECTRIC LIFE: 200,000 MAKE-AND-BREAK CYCLES
8. INSULATION RESISTANCE: 1,000 MΩ MIN.
9. DIELECTRIC STRENGTH: 2,000 VAC MIN. FOR 1 MINUTE
10. CONTACT RESISTANCE: 50mΩ MAX. @ 1A 12VDC
11. OPERATING TEMP.: -20°C to 55°C
12. ▲ DENOTES CRITICAL PARAMETER.
13. INGRESS PROTECTION: IP65
- ▲ 14. HARDWARE SUPPLIED: O-RING AND HEXNUT
15. 2002/95/EC (ROHS) COMPLIANT



TITLE PV2S240NN

C	20368	REVISED AND REDRAWN	12/29/11	BGL
REV	PCR NO	DESCRIPTION	DATE	BY

SCALE	DATE	DR	DWG	REV
2:1	12/29/2011	BGL	52-PV2S240NN	C

THE INFORMATION CONTAINED IN THIS DOCUMENT IS PROPRIETARY TO E-SWITCH AND IS NOT TO BE COPIED OR TRANSFERRED