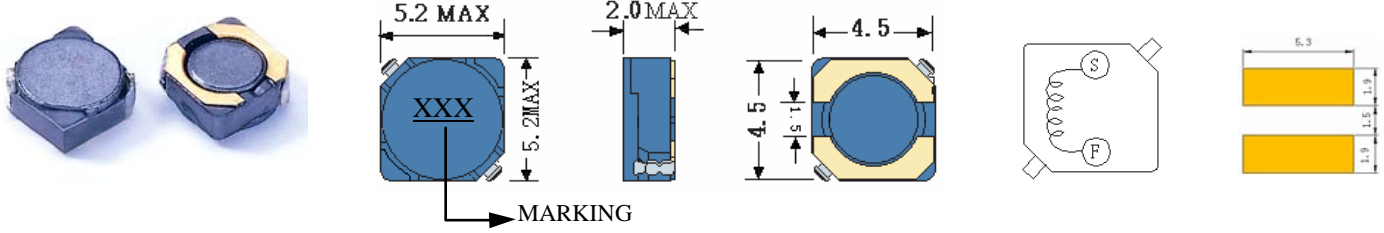


SCRH4D18

SMD POWER INDUCTORS



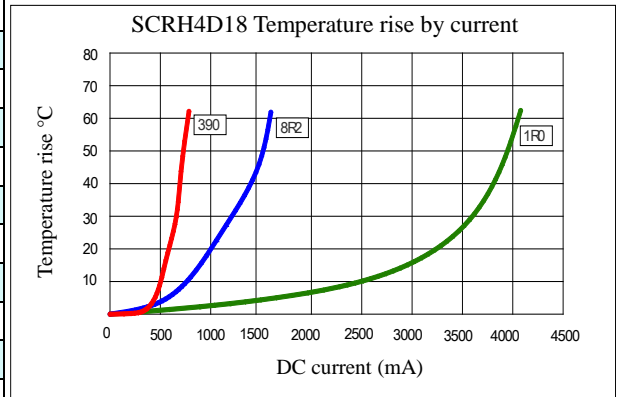
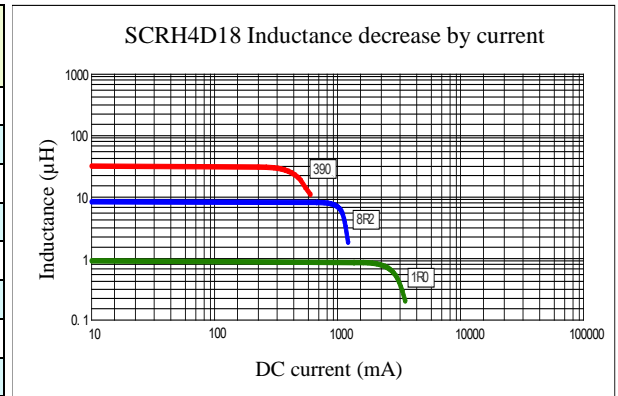
• Features

1. Magnetically shielded construction
2. Excellent Power Density
3. Engineered to Provide High Efficiency



CHARACTERISTICS

Part Number	Inductance (uH) (1)	Test Frequency	DC Resistance (Ω MAX) (2)	Saturation Current (3) (A)	Temperature Current (4) (A)
SCRH4D18-1R0	1.0	100KHZ	35m	1.72	3.60
SCRH4D18-2R2	2.2	100KHZ	58m	1.32	2.70
SCRH4D18-2R7	2.7	100KHZ	80m	1.28	2.40
SCRH4D18-3R3	3.3	100KHZ	85m	1.04	2.10
SCRH4D18-3R9	3.9	100KHZ	120m	0.88	1.79
SCRH4D18-4R7	4.7	100KHZ	125m	0.84	1.70
SCRH4D18-5R6	5.6	100KHZ	145m	0.80	1.35
SCRH4D18-6R8	6.8	100KHZ	170m	0.76	1.28
SCRH4D18-8R2	8.2	100KHZ	190m	0.68	1.10
SCRH4D18-100	10	100KHZ	200m	0.61	1.08
SCRH4D18-120	12	100KHZ	210m	0.56	1.00
SCRH4D18-150	15	100KHZ	240m	0.50	0.95
SCRH4D18-180	18	100KHZ	338m	0.48	0.90
SCRH4D18-220	22	100KHZ	397m	0.41	0.80
SCRH4D18-270	27	100KHZ	441m	0.35	0.72
SCRH4D18-330	33	100KHZ	694m	0.32	0.66
SCRH4D18-390	39	100KHZ	709m	0.30	0.59



- (1). Inductance tolerance $\pm 30\%$ tested at 0.25V, 0ADC and 25°C
- (2). DCR measured at 25°C.
- (3). The DC current at which the inductance decreases by 35% from its initial value.
- (4). The DC current that results in a 40°C temperature rise from 25°C ambient.

[Click here for QUANTITY PER REEL & PACKING INFORMATION](#)

Custom versions available upon request.