

Coaxial

Power Splitter/Combiner

ZAPD-50

2 Way-0° 50Ω 4400 to 5000 MHz

Maximum Ratings

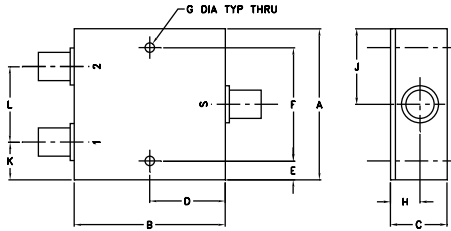
Operating Temperature	-55°C to 100°C
Storage Temperature	-55°C to 100°C
Power Input (as a splitter)	10W max.
Internal Dissipation	0.125W max.

Permanent damage may occur if any of these limits are exceeded.

Coaxial Connections

SUM PORT	S
PORT 1	1
PORT 2	3

Outline Drawing



Outline Dimensions (inch/mm)

A	B	C	D	E	F	G	
2.00	2.00	.75	1.00	.25	1.500	.125	
50.80	50.80	19.05	25.40	6.35	38.10	3.18	
H	J	K	L				wt
.39	1.00	.50	1.00				grams
9.91	25.40	12.70	25.40				170.0

Features

- low insertion loss, 0.3 dB typ.
- good isolation, 26 dB typ.
- up to 10W power input as splitter
- excellent amplitude unbalance, 0.1 dB typ.
- excellent VSWR, 1.15:1 typ.
- rugged shield case

Applications

- wireless
- defense & federal communications



CASE STYLE: F14

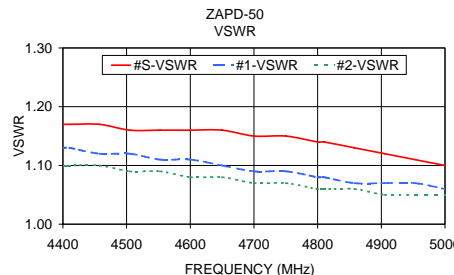
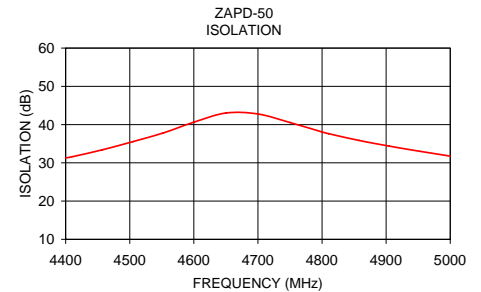
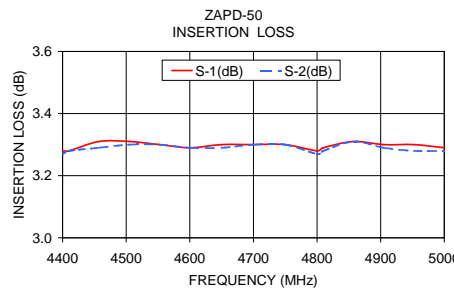
Connectors	Model	Price	Qty.
N-TYPE	ZAPD-50-N	\$64.95	(1-9)

Electrical Specifications

FREQ. RANGE (MHz)	ISOLATION (dB)		INSERTION LOSS (dB) ABOVE 3.0 dB		PHASE UNBALANCE (Degrees)	AMPLITUDE UNBALANCE (dB)
	Typ.	Min.	Typ.	Max.		
f_c - f_u					Max.	Max.
4400-5000	26	20	0.3	0.8	5	0.5

Typical Performance Data

Frequency (MHz)	Insertion Loss (dB)		Amplitude Unbalance (dB)	Isolation (dB)	VSWR S	VSWR 1	VSWR 2
	S-1	S-2					
4400.00	3.28	3.27	0.01	31.27	1.17	1.13	1.10
4410.00	3.28	3.28	0.00	31.59	1.17	1.13	1.10
4457.50	3.31	3.29	0.01	33.42	1.17	1.12	1.10
4505.00	3.31	3.30	0.01	35.55	1.16	1.12	1.09
4552.50	3.30	3.30	0.00	37.82	1.16	1.11	1.09
4600.00	3.29	3.29	0.00	40.63	1.16	1.11	1.08
4650.00	3.30	3.29	0.00	43.02	1.16	1.10	1.08
4700.00	3.30	3.30	0.00	42.77	1.15	1.09	1.07
4750.00	3.30	3.30	0.00	40.53	1.15	1.09	1.07
4800.00	3.28	3.27	0.01	38.07	1.14	1.08	1.06
4810.00	3.29	3.28	0.01	37.64	1.14	1.08	1.06
4857.50	3.31	3.31	0.01	35.87	1.13	1.07	1.06
4905.00	3.30	3.29	0.01	34.37	1.12	1.07	1.05
4952.50	3.30	3.28	0.02	33.03	1.11	1.07	1.05
5000.00	3.29	3.28	0.01	31.75	1.10	1.06	1.05



electrical schematic



Mini-Circuits®
ISO 9001 ISO 14001 AS 9100 CERTIFIED

minicircuits.com

P.O. Box 350166, Brooklyn, New York 11235-0003 (718) 934-4500 Fax (718) 332-4661 For detailed performance specs & shopping online see Mini-Circuits web site



The Design Engineers Search Engine Provides ACTUAL Data Instantly From MINI-CIRCUITS At: www.minicircuits.com

REV. OR
M94665
ZAPD-50
HY/TD/CP
080714

IF/RF MICROWAVE COMPONENTS