

Features

- **Industry Standard Serial ATA (SATA) Host Interface**
 - SATA 1.5Gb/s, 3Gb/s and 6Gb/s
 - SATA Revision 3.2
 - ATA/ATAPI-8 compliant
 - Supports 48-bit address feature set
- **Performance**
 - Sequential data read: Up to 470 MByte/sec*
 - Sequential data write: Up to 340 MByte/sec*
 - * 128 KByte transfer size tested in VDBench on Linux
- **Power Management**
 - 3.3V and 1.0V power supply
 - Host initialized power management (HIPM)
 - Device initialized power management (DIPM)
- **Power Specifications**
 - Active mode:
 - 64GB: Up to 2180mW
 - 32GB: Up to 1800mW
 - 16GB: Up to 1980mW
 - 8GB: Up to 1540mW
 - 4GB: Up to 1200mW
 - 2GB: Up to 1200mW
 - Idle / Standby mode: <355mW (typical)
 - DevSleep mode: <70mW (typical)
- **Expanded Data Protection**
 - Added data security through user-selectable protection zones
 - Secure Erase (data sanitization)
- **20-Byte Serial Number**
 - Factory pre-programmed 10-Byte unique ID
 - User-programmable 10-Byte ID
- **Supports SMART and TRIM Commands**
- **Robust Built-in ECC**
- **Thermal Throttling**
- **Native Command Queuing (NCQ)**
 - Up to 32 commands
- **NAND Configuration**
 - 1 bit per cell (SLC)
 - Designed with Greenliant's advanced EnduroSLC™ Technology
- **Ultra High Endurance**
 - 250K P/E cycles
- **Operating Temperature Range**
 - Industrial: -40°C to 85°C
- **FBGA package**
 - 14.0 mm x 24.0 mm x 1.40 mm, 145-ball, 1.0 mm ball pitch, LBJE
- **All Devices are RoHS Compliant**

Product Description

The GLS85LS10xxE Industrial Grade SATA NANDrive™ EX Series devices (referred to as “SATA NANDrive” in this factsheet) are fully integrated solid state drives. They combine an advanced Greenliant NAND controller and 2, 4, 8, 16, 32 or 64 GBytes of NAND flash in a multi-chip package. These products are ideal for embedded and portable applications that require a smaller form factor and reliable data storage.

SATA-interface solid state mass storage technology is widely used in industrial PCs, single board computers, servers, networking appliances, HMI and digital signage displays, test and measurement instrumentation, multi-functional printers, robotics, video equipment and security systems.

SATA NANDrive is a single device, solid state drive (SSD) that provides the functionality and compatibility of a complete SATA hard disk drive (HDD) in a 14 mm x 24 mm BGA package for easy, space saving mounting to a system motherboard. These products surpass traditional storage in their small size, security, reliability, ruggedness and low power consumption.

The integrated NAND flash controller with built-in advanced NAND management firmware communicates with the host through the standard SATA protocol. It does not require any additional or proprietary software such as the Flash File System (FFS) and Memory Technology Driver (MTD).

SATA NANDrive is pre-programmed with a 10-Byte unique serial ID and has the option of programming an additional 10-Byte serial ID for even greater system security.

SATA NANDrive's advanced NAND management technology enhances data reliability and security, improves endurance and accurately estimates the remaining life of the NAND flash devices. This innovative technology combines robust NAND controller hardware error correction capabilities with advanced wear-leveling algorithms and bad block management to significantly extend the life of the product.

SATA NANDrive devices are offered in a 145-ball BGA, 1 mm ball pitch package.

1.0 GENERAL DESCRIPTION

Each SATA NANDrive contains an integrated SATA NAND flash memory controller and up to eight discrete NAND flash die in a BGA package. Refer to Figure 2-1 for the SATA NANDrive block diagram.

1.1 Optimized SATA NANDrive

The heart of SATA NANDrive is the SATA NAND flash memory controller which translates standard SATA signals into flash media data and control signals. The following components contribute to SATA NANDrive's operation.

1.1.1 Microcontroller Unit (MCU)

The MCU translates SATA commands into data and control signals required for flash media operation.

1.1.2 Internal Direct Memory Access (DMA)

SATA NANDrive uses internal DMA allowing instant data transfer from/to buffer to/from flash media. This implementation eliminates microcontroller overhead associated with the traditional, firmware-based approach, thereby increasing the data transfer rate.

1.1.3 Power Management Unit (PMU)

The PMU controls the power consumption of SATA NANDrive. The PMU dramatically reduces the power consumption of SATA NANDrive by putting the part of the circuitry that is not in operation into sleep mode.

The Flash File System handles inadvertent power interrupts and has auto-recovery capability to ensure SATA NANDrive firmware integrity. For regular power management, the host must send a STANDBY_IMMEDIATE (E0h), IDLE_IMMEDIATE (E1h), STANDBY (E2h) or IDLE (E3h) command and wait for the command-ready before powering down SATA NANDrive.

1.1.4 Embedded Flash File System

The embedded flash file system is an integral part of SATA NANDrive. It contains MCU firmware that performs the following tasks:

1. Translates host side signals into flash media writes and reads
2. Provides flash media wear leveling to spread the flash writes across all memory address space to increase the longevity of flash media
3. Keeps track of data file structures
4. Manages system security for the selected protection zones

1.1.5 Error Correction Code (ECC)

The ECC technology uses advanced algorithms to detect and correct errors, ensuring data integrity and extending the SSD lifespan.

1.1.6 Serial Communication Interface (SCI)

The Serial Communication Interface (SCI) is designed for error reporting. During the product development stage, it is recommended to provide the SCI port on the PCB to aid in design validation.

1.1.7 Multi-tasking Interface

The multi-tasking interface enables fast, sequential write performance by allowing concurrent Read, Program and Erase operations to multiple flash media.

1.2 SMT Reflow Consideration

Preprogrammed NAND devices have temperature limits due to data retention. The EnduroSLC™ SATA NANDrive family uses high-grade SLC NAND flash which can retain data in high temperature environments. Using Greenliant's recommended reflow profile during production will help prevent damage to the device and ensure better retention of any preprogrammed data through the surface-mount soldering process. See the relevant datasheet section describing the recommended reflow temperature limits.

1.3 Advanced NAND Management

SATA NANDrive's integrated controller uses advanced wear-leveling algorithms to substantially increase the longevity of NAND flash media. Wear caused by data writes is evenly distributed across all or select blocks in the device to prevent "hot spots" in locations that are programmed and erased extensively. This effective wear-leveling technique results in optimized device endurance, enhanced data retention and higher reliability required by long-life applications.

2.0 FUNCTIONAL BLOCKS

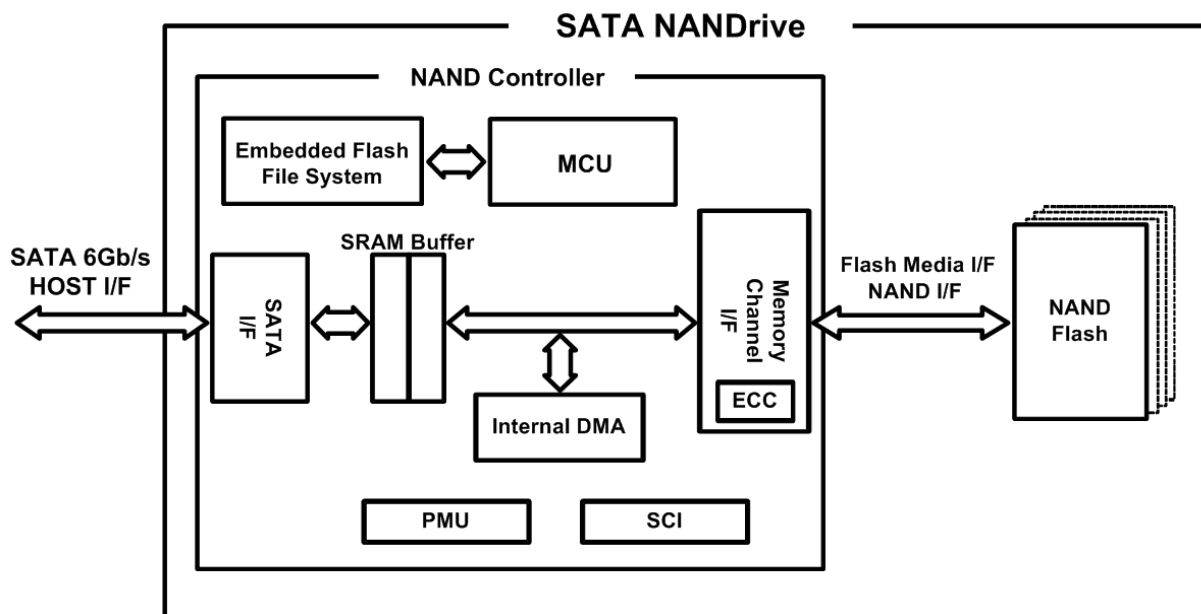
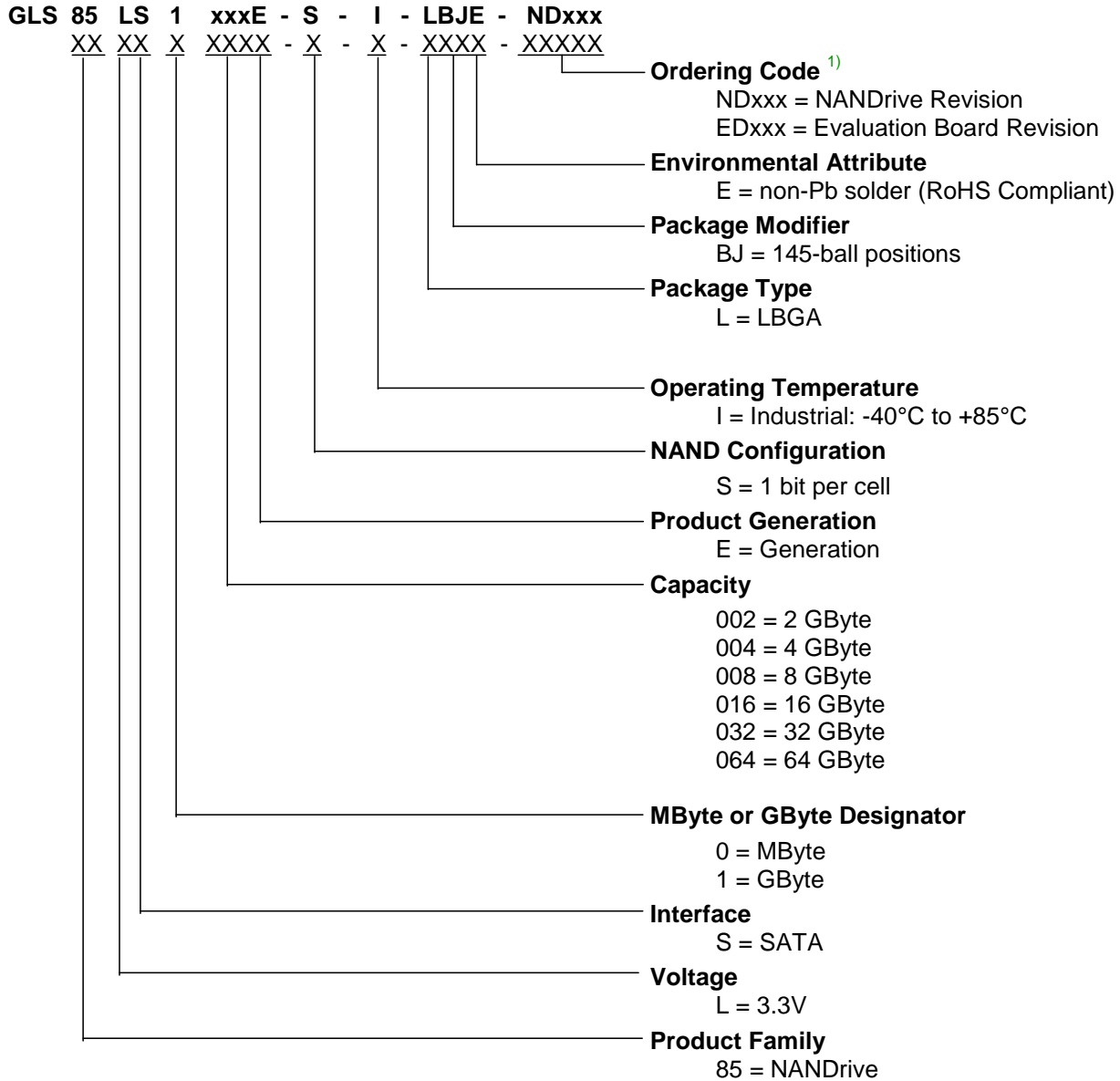


Figure 2-1: SATA NANDrive Block Diagram

3.0 APPENDIX

3.1 Product Ordering Information



¹⁾ Note that the top side marking on the package typically does not include ordering codes (e.g. NDxxx), unless it is a special C-SPEC (custom specification) which is required by the end-customer to be marked on the device.

Valid Combinations

Valid product combinations are those that are in the mass production, or will be in the mass production. Consult your Greenliant sales representative to confirm availability of the valid combinations and to determine availability of new product combinations.

Table 3-1: SATA NANDrive Product Valid Ordering Numbers

Capacity	Operating Temperature	Part Number	Package
2GB	Industrial (-40°C to 85°C)	GLS85LS1002E-S-I-LBJE-ND110	LBJE, 14x24x1.40mm
4GB	Industrial (-40°C to 85°C)	GLS85LS1004E-S-I-LBJE-ND110	LBJE, 14x24x1.40mm
8GB	Industrial (-40°C to 85°C)	GLS85LS1008E-S-I-LBJE-ND110	LBJE, 14x24x1.40mm
16GB	Industrial (-40°C to 85°C)	GLS85LS1016E-S-I-LBJE-ND110	LBJE, 14x24x1.40mm
32GB	Industrial (-40°C to 85°C)	GLS85LS1032E-S-I-LBJE-ND118	LBJE, 14x24x1.40mm
64GB	Industrial (-40°C to 85°C)	GLS85LS1064E-S-I-LBJE-ND118	LBJE, 14x24x1.40mm

Table 3-2: SATA NANDrive Evaluation Board Valid Ordering Numbers

Capacity	Operating Temperature	Part Number	Form Factor
2GB	Industrial (-40°C to 85°C)	GLS85LS1002E-S-I-1S-ED110	Module with SATA connector
4GB	Industrial (-40°C to 85°C)	GLS85LS1004E-S-I-1S-ED110	Module with SATA connector
8GB	Industrial (-40°C to 85°C)	GLS85LS1008E-S-I-1S-ED110	Module with SATA connector
16GB	Industrial (-40°C to 85°C)	GLS85LS1016E-S-I-1S-ED110	Module with SATA connector
32GB	Industrial (-40°C to 85°C)	GLS85LS1032E-S-I-1S-ED118	Module with SATA connector
64GB	Industrial (-40°C to 85°C)	GLS85LS1064E-S-I-1S-ED118	Module with SATA connector

3.2 Package Diagram

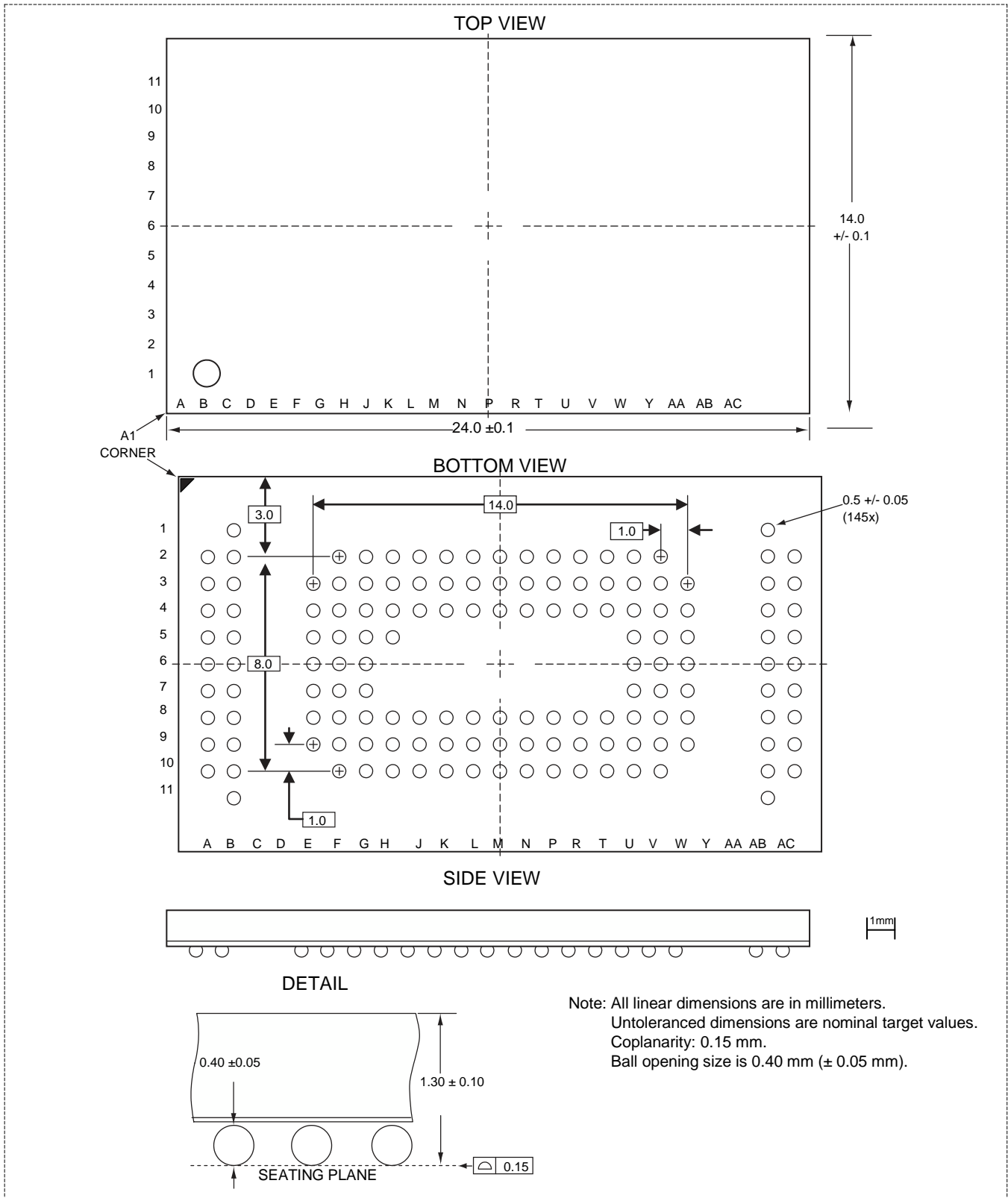


Figure 3-1: SATA NANDrive 145-Ball, Ball Grid Array (BGA) Greenliant Package Code: LBJ

Revision History

Revision History

Revision	Description	Date
01.000	Initial release as Factsheet	August 08, 2019

© 2019 Greenliant. All rights reserved.

Greenliant and the Greenliant logo are registered trademarks, and NANDrive is a trademark of Greenliant. All other trademarks and registered trademarks are the property of their respective owners.

Specifications are subject to change without notice. Memory sizes denote raw storage capacity; actual usable capacity may be less.

Greenliant makes no warranty for the use of its products other than those expressly contained in the Greenliant Terms and Conditions of Sale.

www.greenliant.com