

Surface Mount Fuse, 11 x 4.6 mm, Quick-Acting F, 250 VAC, 250 DC



Exemplary part photo depending on part no.

IEC 60127-4 · 250 VAC · 250 VDC · Quick-Acting F



Description

- Directly solderable on printed circuit boards

Standards

- IEC 60127-4/2
- UL 248-14
- CSA C22.2 no. 248.14
- Telcordia GR-1089
- UL 60950 / IEC 60950
- ITU-T K.20 and K.21
- TIA-968-A

Approvals

- VDE Certificate Number: 106328
- UL File Number: E41599

Applications

- Primary protection on SMD PCBs


References

[Packaging Details](#)
Fuse Kit [Fuse Kit OMF](#)

Weblinks

[pdf-datasheet](#), [html-datasheet](#), [General Product Information](#), [Packaging details](#), [Approvals](#), [CE declaration of conformity](#), [RoHS](#), [CHINA-RoHS](#), [REACH](#), [Distributor-Stock-Check](#), [Detailed request for product](#)

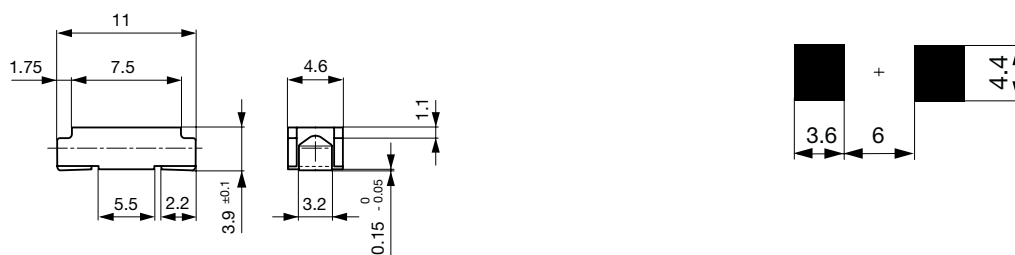
Technical Data

| | |
|------------------------------|---|
| Rated Voltage | 250 VAC, 250 VDC |
| Rated current | 0.25 - 4 A |
| Breaking Capacity | 100 A |
| Characteristic | Quick-Acting F |
| Mounting | PCB,SMT |
| Admissible Ambient Air Temp. | -55 °C to 125 °C |
| Climatic Category | 55/125/21 acc. to IEC 60068-1 |
| Material: Housing | Thermoplastic, UL 94V-0 |
| Material: Terminals | Tin-Plated Copper Alloy |
| Unit Weight | 0.36 g |
| Storage Conditions | 0 °C to 60 °C, max. 70% r.h. |
| Product Marking |  Type, Rated current, Characteristic, Breaking Capacity, Approvals |

| | |
|------------------------------|---|
| Soldering Methods | Reflow, Wave Soldering Profile |
| Solderability | 245 °C / 3 sec acc. to IEC 60068-2-58, Test Td |
| Resistance to Soldering Heat | 260 °C / 10 sec acc. to IEC 60068-2-58, Test Td |
| Load Humidity Test | MIL-STD-202, Method 103B 0.1 x In @ 0.85 r.H. @ 85 °C |
| Moisture Resistance Test | MIL-STD-202, Method 106E (50 cycles in a temp./mister chamber) |
| Terminal Strength | MIL-STD-202, Method 211A (Deflection of board 1 mm for 1 minute) |
| Thermal Shock | MIL-STD-202, Method 107D (200 air-to-air cycles from -55 to +125 °C) |
| Case Resistance | acc. to EIA/IS-722, Test 4.7 >100 MΩ (between leads and body) |
| Mechanical Shock | MIL-STD-202, Method 213B (Shock 50g, half sine wave, 11 ms) |
| Vibration, High Frequency | MIL-STD-202, Method 204D Shock 20 gn, 20 min, 10-2 kHz, 12 cyc. |
| Resistance to Solvents | MIL-STD-202, Method 215A |
| Flammability | min. UL 94V-1 (acc. to EIA/IS-722, Test 4.12) |

Dimension

11 mm



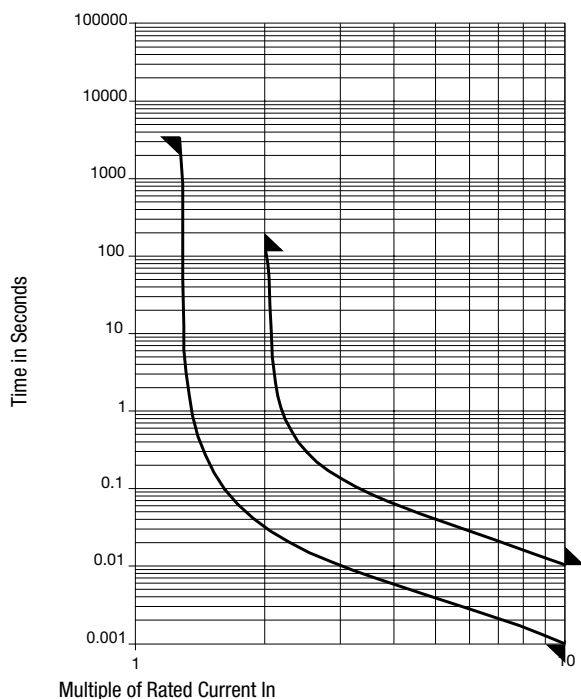
Soldering pads

Pre-Arcing Time



Rated Current I_n 1.25 x I_n min. 2.0 x I_n max. 10.0 x I_n min. 10.0 x I_n max.

| | | | | |
|--------------|--------|-------|------|-------|
| 0.25 A - 4 A | 60 min | 120 s | 1 ms | 10 ms |
|--------------|--------|-------|------|-------|

Time-Current-Curves



All Variants

| Rated Current [A] | Rated Voltage [VAC] | Rated Voltage [VDC] | Breaking Capacity | Voltage Drop 1.0 I_n max. [mV] | Voltage Drop 1.0 I_n typ. [mV] | Power Dissipation 1.25 I_n typ. [mW] | Melting I^2t 10.0 I_n Intyp. [A ² s] |   | Order Number |
|-------------------|---------------------|---------------------|-------------------|----------------------------------|----------------------------------|--|---|---|--------------|
| 0.25 | 250 | 250 | 1) | - | 1100 | 480 | 0.012 | ● | 3403.0010.11 |
| 0.25 | 250 | 250 | 1) | - | 1100 | 480 | 0.012 | ● | 3403.0010.24 |
| 0.315 | 250 | 250 | 1) | - | 1000 | 430 | 0.019 | ● | 3403.0011.11 |
| 0.315 | 250 | 250 | 1) | - | 1000 | 430 | 0.019 | ● | 3403.0011.24 |
| 0.4 | 250 | 250 | 2) | 700 | 230 | 190 | 0.02 | ● | 3403.0012.11 |
| 0.4 | 250 | 250 | 2) | 700 | 230 | 190 | 0.02 | ● | 3403.0012.24 |
| 0.5 | 250 | 250 | 1) | 600 | 190 | 190 | 0.03 | ● | 3403.0013.11 |

| | | | | | | | | | | |
|------|-----|-----|----|-----|-----|-----|------|---|---|--------------|
| 0.5 | 250 | 250 | 1) | 600 | 190 | 190 | 0.03 | ● | ● | 3403.0013.24 |
| 0.63 | 250 | 250 | 1) | 500 | 170 | 230 | 0.07 | ● | ● | 3403.0014.11 |
| 0.63 | 250 | 250 | 1) | 500 | 170 | 230 | 0.07 | ● | ● | 3403.0014.24 |
| 0.8 | 250 | 250 | 1) | 400 | 200 | 330 | 0.12 | ● | ● | 3403.0015.11 |
| 0.8 | 250 | 250 | 1) | 400 | 200 | 330 | 0.12 | ● | ● | 3403.0015.24 |
| 1 | 250 | 250 | 1) | 300 | 170 | 390 | 0.23 | ● | ● | 3403.0016.11 |
| 1 | 250 | 250 | 1) | 300 | 170 | 390 | 0.23 | ● | ● | 3403.0016.24 |
| 1.25 | 250 | 250 | 1) | 300 | 150 | 390 | 0.47 | ● | ● | 3403.0017.11 |
| 1.25 | 250 | 250 | 1) | 300 | 150 | 390 | 0.47 | ● | ● | 3403.0017.24 |
| 1.6 | 250 | 250 | 1) | 300 | 150 | 490 | 0.84 | ● | ● | 3403.0018.11 |
| 1.6 | 250 | 250 | 1) | 300 | 150 | 490 | 0.84 | ● | ● | 3403.0018.24 |
| 2 | 250 | 250 | 1) | 300 | 140 | 600 | 1.4 | ● | ● | 3403.0019.11 |
| 2 | 250 | 250 | 1) | 300 | 140 | 600 | 1.4 | ● | ● | 3403.0019.24 |
| 2.5 | 250 | 250 | 1) | 300 | 130 | 670 | 2.6 | ● | ● | 3403.0020.11 |
| 2.5 | 250 | 250 | 1) | 300 | 130 | 670 | 2.6 | ● | ● | 3403.0020.24 |
| 3.15 | 250 | 250 | 1) | 300 | 130 | 870 | 4.8 | ● | ● | 3403.0021.11 |
| 3.15 | 250 | 250 | 1) | 300 | 130 | 870 | 4.8 | ● | ● | 3403.0021.24 |
| 4 | 250 | 250 | 1) | 300 | 100 | 950 | 8.6 | ● | ● | 3403.0022.11 |
| 4 | 250 | 250 | 1) | 300 | 100 | 950 | 8.6 | ● | ● | 3403.0022.24 |

Most Popular.

Availability for all products can be searched real-time: <http://www.schurter.com/Stock-Check/Stock-Check-SCHURTER>

1) 100 A @ 250 VAC/DC

2) 100 A @ 250 VAC/DC / 50 A @ 400 VDC

Packaging Unit .xx = .11 Plastic Bag (100 pcs.)
.xx = .24 Blister Tape 33 cm Reel (2000 pcs.)