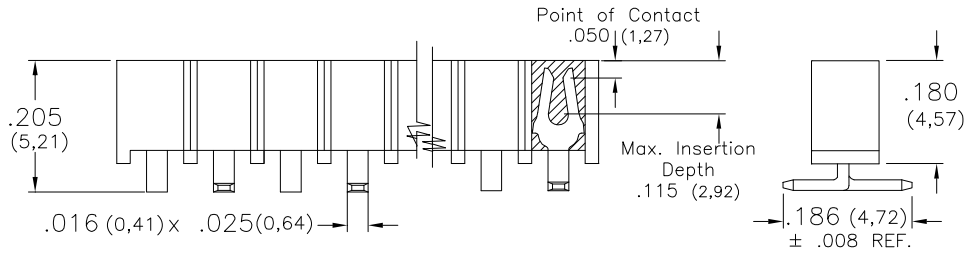
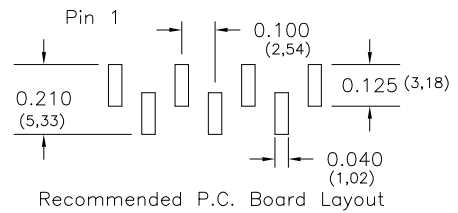
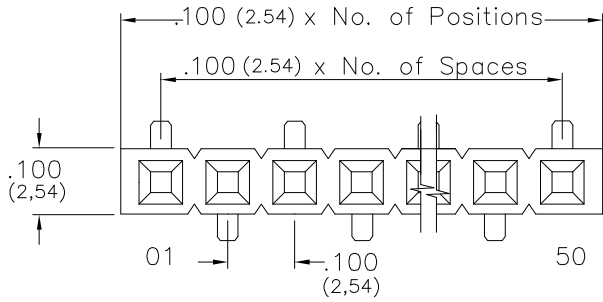


Major League Electronics .100 cl Low Profile Side Wipe Socket Strip



Tails may be clipped to achieve desired pin length

Ordering Information

LSWSS-1 - S - 04 - - - M - - - LF

- Pins Per Row: 01 - 50
- Row Specification: S = Single Row
- Surface Mount
- Packing Information: TR-P = Tape and Reel with Plastic Pick and Place pad; TB-P = Tube with Plastic Pick and Place pad; TB-0 = Tube without Pick and Place Pad; *If left blank, packaging at MLE's discretion; Pad may be metal, mylar or plastic*
- Footprint: M = pin 1 left
- Polarized Position: Leave blank if not needed; *If required, specify empty pin position, e.g. 012 for Pin 12*
- Lead Free

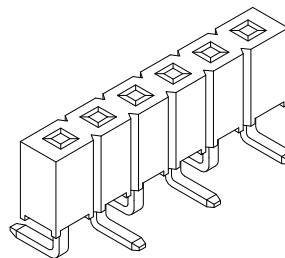
Plating Options	
10µ Gold on Contact area / Flash on tail	G
Matte Tin All Over	T
10µ Gold on Contact Area / Matte Tin on Tail	GT
30µ Gold on Contact Area / Matte Tin on Tail	H
Gold Flash over Entire Pin	F

Specifications

- Insertion Depth: .085 (2.16) to .115 (2.92)
- Insertion Force - Per Contact: 12oz. Aug (3.34N) with .025 (0.64mm) sq. pin
- Withdrawal Force - Per Contact: 6oz. Aug (1.67N) with .025 (0.64mm) sq. pin
- Current Rating: 3.0 Ampere
- Insulation Resistance: 1000MΩ Min.
- Dielectric Withstanding: 600V AC
- Contact Resistance: 20 mΩ Max.
- Operating Temperature: -40°C to + 105°C
- Max. Process Temperature: Peak: 260°C up to 20 secs; Process: 230°C up to 60 secs; Wave: 260°C up to 6 secs; Reflow: 260°C up to 10 secs; Manual Solder: 350°C up to 5 secs.

Materials

- Contact Material: Phosphor Bronze
- Insulator Material: Nylon 6T
- Plating: Au or Sn over 50µ" (1.27) Ni



Mates with:

- BSTC, TSHCR,
- BSTCM, TSHCRE,
- BSTCR, TSHCRSM,
- BSTCRSM, TSHR,
- BSTS, TSHRE,
- LBSTCM, TSHS,
- LTSHCR, TSHSCM,
- LTSHCRE, TSHSM,
- LTSHR, ULTSHSM,
- LTSHRE, ULTSHC,
- LTSHSM, ULTHSCR,
- TSHC,

Products cut to specific sizes are uncancellable/nonreturnable

Parts are subject to change without notice

LSWSS-1-SM SERIES

.100 cl Single Row
.100 cl Low Profile Side Wipe Socket Str

29 JAN 07

Scale
NTS

UNLESS OTHERWISE SPECIFIED
DIMENSIONS IN INCHES (MM)
TOLERANCES ARE:

ONE PLACE DECIMALS ±.100
TWO PLACE DECIMALS ±.010
THREE PLACE DECIMALS ±.005
FOUR PLACE DECIMALS ±.0020

ANGLES
±5°



4235 Earnings Way, New Albany, Indiana, 47150, USA
1-800-782-3486 (USA/Canada/Mexico)
Tel: 812-944-7244
Fax: 812-944-7268
E-mail: mle@mleelectronics.com
Web: www.mleelectronics.com

Edition
B

Sheet
1/2

Revisions

Revision B - 27th May 2010

Plastic height dimension - conversion amended
previously .180 (6,73)
now .180 (4,57)

LSWSS-1-SM SERIES

.100 cl Single Row
.100 cl Low Profile Side Wipe Socket Str

29 JAN 07

Scale
NTS

UNLESS OTHERWISE SPECIFIED
DIMENSIONS IN INCHES (MM)
TOLERANCES ARE:

ONE PLACE DECIMALS ±.100
TWO PLACE DECIMALS ±.010
THREE PLACE DECIMALS ±.005
FOUR PLACE DECIMALS ±.0020

ANGLES
±3°



4235 Earnings Way, New Albany, Indiana, 47150, USA
1-800-782-3486 (USA/Canada/Mexico)

Tel: 812-944-7244
Fax: 812-944-7268

E-mail: mle@mlelectronics.com
Web: www.mlelectronics.com

Edition
B

Sheet
2/2