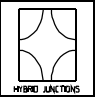


HJK-4R-G Series 0°/180° POWER DIVIDERS/COMBINERS

6 to 40 GHz / Ultra-Wideband / High Isolation / Low Insertion Loss / Stripline Circuits / K-connectors



PRINCIPAL SPECIFICATIONS

Model Number	Frequency Range, GHz	Isolation, dB, Min.	Amplitude Balance, dB, Max.	Phase, 0°/180° Max.	Insertion Loss, dB, Max.	VSWR, All Ports, Max.	Weight, oz (g) Nom.	Outline Reference #
HJK-4R-23G	6.0 - 40.0	13	3.6	180° ± 14°	2.2	2.0:1	2.5 (70)	2
HJK-4R-25G	10.0 - 40.0	13	1.5	180° ± 12°	2.0	2.0:1	2.0 (56)	2
HJK-4R-29G	18.0 - 40.0	13	1.5	180° ± 12°	2.0	2.0:1	2.0 (56)	2

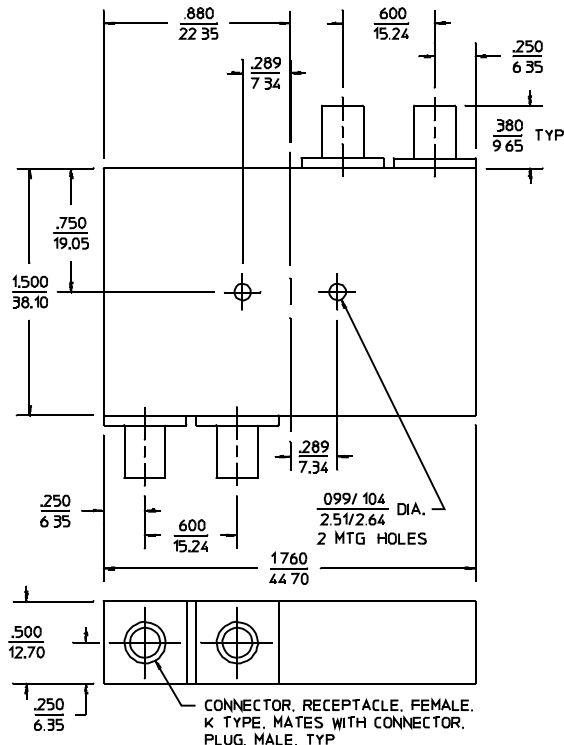
General Notes:

- The HJK-4R series of 3 dB hybrid couplers covers 6 to 40 GHz using a multi-section stripline design for broad bandwidths with high isolation and low loss. Applications include EW systems and surveillance receivers.
- All units comply with MIL-P-23971 and can be screened for compliance with additional specifications for military and aerospace applications requiring the highest reliability.

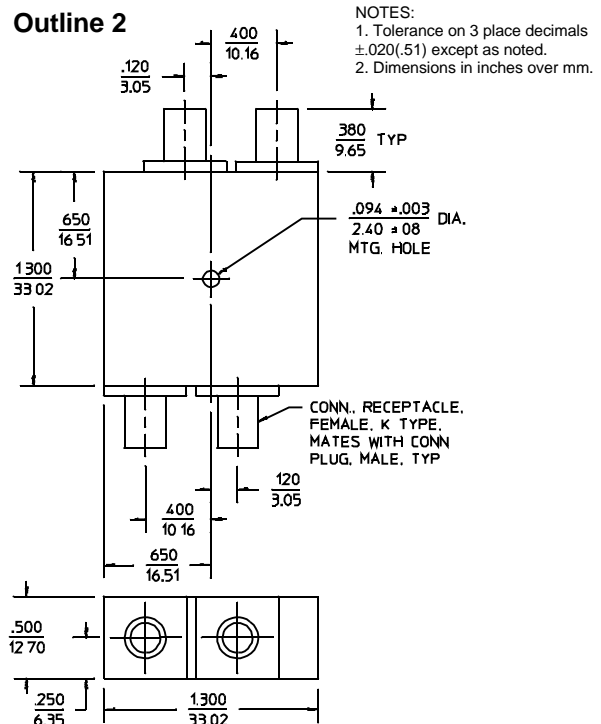
GENERAL SPECIFICATIONS

Coupling: - 3 dB nom.
 Impedance: 50 Ω nom.
 CW Input: 1 W max.
 Operating Temperature: - 55° to +85°C

Outline 1



Outline 2



24May96