

**Small Signal Product**
**2% Zener Voltage Tolerance Zener Diode**
**FEATURES**

- Wide zener voltage range selection: 2.4V to 43V
- Surface Mount Device Type
- Moisture sensitivity level 1
- Pb free and RoHS compliant
- Green compound (Halogen free) with suffix "G" on packing code and prefix "G" on date code
- Ideal for Surface Mounted Applications


**SOD-123**

**MECHANICAL DATA**

- Case: Bend lead SOD-123 small outline plastic package
- Terminal: Matte tin plated, lead free, solderable per MIL-STD-202, Method 208 guaranteed
- High temperature soldering guaranteed: 260°C/10s
- Polarity: Indicated by cathode band

<b>MAXIMUM RATINGS AND ELECTRICAL CHARACTERISTICS</b> ( $T_A=25^\circ\text{C}$ unless otherwise noted)			
<b>PARAMETER</b>	<b>SYMBOL</b>	<b>VALUE</b>	<b>UNIT</b>
Forward Voltage (Note2) @ $I_F = 10\text{mA}$	$V_F$	0.9	V
Power Dissipation (Note1)	$P_D$	410	mW
Thermal Resistance from Junction to Ambient	$R_{\theta JA}$	357	$^\circ\text{C/W}$
Junction Temperature	$T_J$	150	$^\circ\text{C}$
Storage Temperature	$T_{STG}$	- 55 to + 150	$^\circ\text{C}$

Notes: 1. Device mounted on ceramic PCB: 7.6mm X 9.4mm X 0.87mm with pad areas 25mm<sup>2</sup>

2. Short duration test pulse used to minimize self-heating effect

**Small Signal Product**
**Electrical Characteristics**

(Ratings at TA=25°C ambient temperature unless otherwise specified)

Device Type	Marking code	Zener Voltage Range				Maximum Zener Impedance			Maximum Reverse Current		Typical Temperature Coefficient @ I <sub>ZTC</sub>		Test Current
		V <sub>Z</sub> @ I <sub>ZT</sub>			I <sub>ZT</sub>	Z <sub>ZT</sub> @ I <sub>ZT</sub>	Z <sub>Zk</sub> @ I <sub>Zk</sub>	I <sub>ZT</sub>	I <sub>R</sub>	V <sub>R</sub>	mV/°C		
		Nom(V)	Min(V)	Max(V)	mA	Ohm		mA	uA	V	Min	Max	
BZT52B2V4-G	2WX	2.4	2.35	2.45	5	100	600	1.0	50	1.0	-3.5	0	5
BZT52B2V7-G	2W1	2.7	2.65	2.75	5	100	600	1.0	20	1.0	-3.5	0	5
BZT52B3V0-G	2W2	3	2.94	3.06	5	95	600	1.0	10	1.0	-3.5	0	5
BZT52B3V3-G	2W3	3.3	3.23	3.37	5	95	600	1.0	5	1.0	-3.5	0	5
BZT52B3V6-G	2W4	3.6	3.53	3.67	5	90	600	1.0	5	1.0	-3.5	0	5
BZT52B3V9-G	2W5	3.9	3.82	3.98	5	90	600	1.0	3	1.0	-3.5	0	5
BZT52B4V3-G	2W6	4.3	4.21	4.39	5	90	600	1.0	3	1.0	-3.5	0	5
BZT52B4V7-G	2W7	4.7	4.61	4.79	5	80	500	1.0	3	2.0	-3.5	0.2	5
BZT52B5V1-G	2W8	5.1	5.00	5.20	5	60	480	1.0	2	2.0	-2.7	1.2	5
BZT52B5V6-G	2W9	5.6	5.49	5.71	5	40	400	1.0	1	2.0	-2.0	2.5	5
BZT52B6V2-G	2WA	6.2	6.08	6.32	5	10	150	1.0	3	4.0	0.4	3.7	5
BZT52B6V8-G	2WB	6.8	6.66	6.94	5	15	80	1.0	2	4.0	1.2	4.5	5
BZT52B7V5-G	2WC	7.5	7.35	7.65	5	15	80	1.0	1	5.0	2.5	5.3	5
BZT52B8V2-G	2WD	8.2	8.04	8.36	5	15	80	1.0	0.7	5.0	3.2	6.2	5
BZT52B9V1-G	2WE	9.1	8.92	9.28	5	15	100	1.0	0.5	6.0	3.8	7.0	5
BZT52B10-G	2WF	10	9.80	10.20	5	20	150	1.0	0.2	7.0	4.5	8.0	5
BZT52B11-G	2WG	11	10.78	11.22	5	20	150	1.0	0.1	8.0	5.4	9.0	5
BZT52B12-G	2WH	12	11.76	12.24	5	25	150	1.0	0.1	8.0	6.0	10.0	5
BZT52B13-G	2WI	13	12.74	13.26	5	30	170	1.0	0.1	8.0	7.0	11.0	5
BZT52B15-G	2WJ	15	14.70	15.30	5	30	200	1.0	0.1	10.5	9.2	13.0	5
BZT52B16-G	2WK	16	15.68	16.32	5	40	200	1.0	0.1	11.2	10.4	14.0	5
BZT52B18-G	2WL	18	17.64	18.36	5	45	225	1.0	0.1	12.6	12.4	16.0	5
BZT52B20-G	2WM	20	19.60	20.40	5	55	225	1.0	0.1	14.0	14.4	18.0	5
BZT52B22-G	2WN	22	21.56	22.44	5	55	250	1.0	0.1	15.4	16.4	20.0	5
BZT52B24-G	2WO	24	23.52	24.48	5	70	250	1.0	0.1	16.8	18.4	22.0	5
BZT52B27-G	2WP	27	26.46	27.54	2	80	300	0.5	0.1	18.9	21.4	25.3	2
BZT52B30-G	2WQ	30	29.40	30.60	2	80	300	0.5	0.1	21.0	24.4	29.4	2
BZT52B33-G	2WR	33	32.34	33.66	2	80	325	0.5	0.1	23.1	27.4	33.4	2
BZT52B36-G	2WS	36	35.28	36.72	2	90	350	0.5	0.1	25.2	30.4	37.4	2
BZT52B39-G	2WT	39	38.22	39.54	2	130	350	0.5	0.1	27.3	33.4	41.2	2
BZT52B43-G	2WU	43	41.46	42.84	2	130	350	0.5	0.1	29.4	36.4	45.2	2

**Small Signal Product**

**RATINGS AND CHARACTERISTICS CURVES**

(TA=25°C unless otherwise noted)

Fig. 1 Admissible Power Dissipation curve

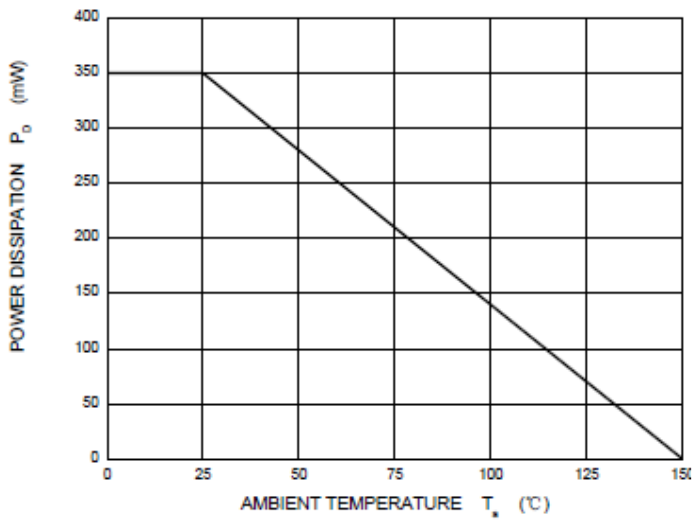


Fig. 2 Forward Characteristics

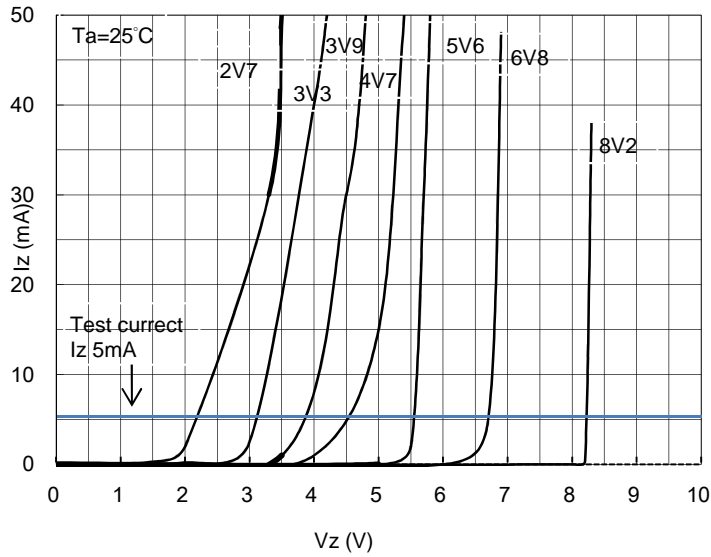
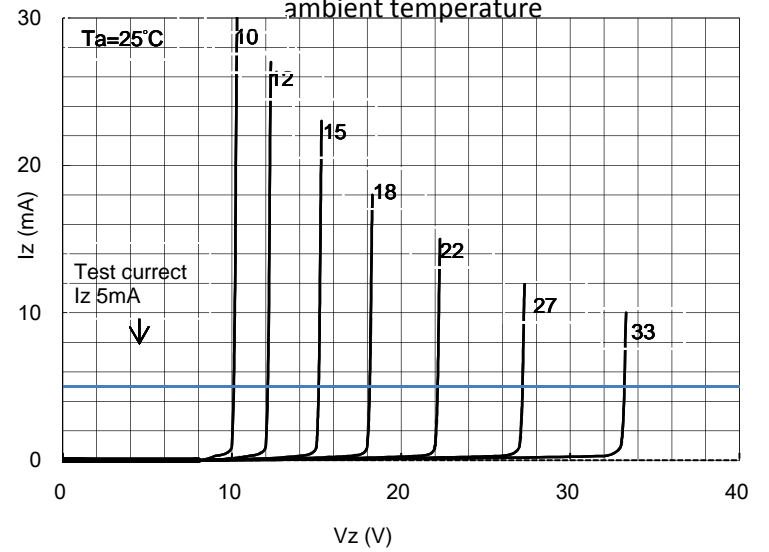


Fig. 3 Admissible power dissipation VS. ambient temperature



**Small Signal Product**
**ORDERING INFORMATION**

<b>PART NO.</b>	<b>MANUFACTURE CODE (Note1)</b>	<b>PACKING CODE</b>	<b>GREEN COMPOUND CODE</b>	<b>PACKAGE</b>	<b>PACKING</b>
BZT52Bxxx-G (Note2)		RB	G	SOD-123	3K / 7" Reel

Note1: Manufacture special control, if empty means no special control requirement.

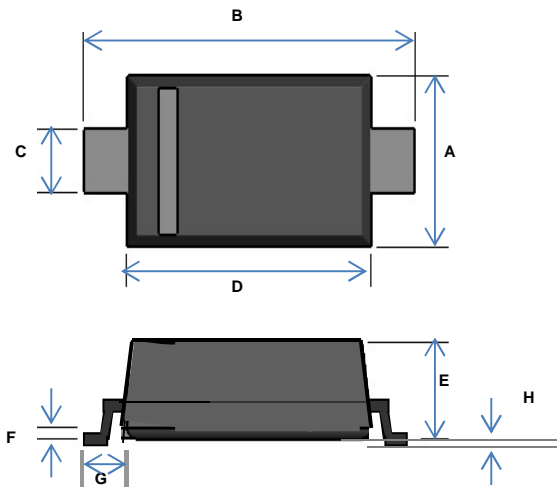
Note2: "xxx" is Device Code from "2V4" thru "43", detail could follow the previous page

**EXAMPLE**


<b>PREFERRED P/N</b>	<b>PART NO.</b>	<b>MANUFACTURE CODE</b>	<b>PACKING CODE</b>	<b>GREEN COMPOUND CODE</b>	<b>DESCRIPTION</b>
BZT52B2V4-G RBG	BZT52B2V4-G		RB	G	Green compound
BZT52B2V4-G-N0 RBG	BZT52B2V4-G	N0	RB	G	Green compound

**Small Signal Product**

**DIMENSIONS**  
**SOD-123**



DIM.	Unit (mm)		Unit (inch)	
	Min	Max	Min	Max
A	1.40	1.80	0.055	0.071
B	3.55	3.85	0.140	0.152
C	0.45	0.70	0.018	0.028
D	2.55	2.85	0.100	0.112
E	0.95	1.35	0.037	0.053
F	0.05	0.15	0.002	0.006
G	0.50 REF		0.02 REF	
H	-	0.10	-	0.004



**Small Signal Product****Notice**

Specifications of the products displayed herein are subject to change without notice. TSC or anyone on its behalf, assumes no responsibility or liability for any errors inaccuracies.

Information contained herein is intended to provide a product description only. No license, express or implied, to any intellectual property rights is granted by this document. Except as provided in TSC's terms and conditions of sale for such products, TSC assumes no liability whatsoever, and disclaims any express or implied warranty, relating to sale and/or use of TSC products including liability or warranties relating to fitness for a particular purpose, merchantability, or infringement of any patent, copyright, or other intellectual property right.

The products shown herein are not designed for use in medical, life-saving, or life-sustaining applications. Customers using or selling these products for use in such applications do so at their own risk and agree to fully indemnify TSC for any damages resulting from such improper use or sale.