



■ Features :

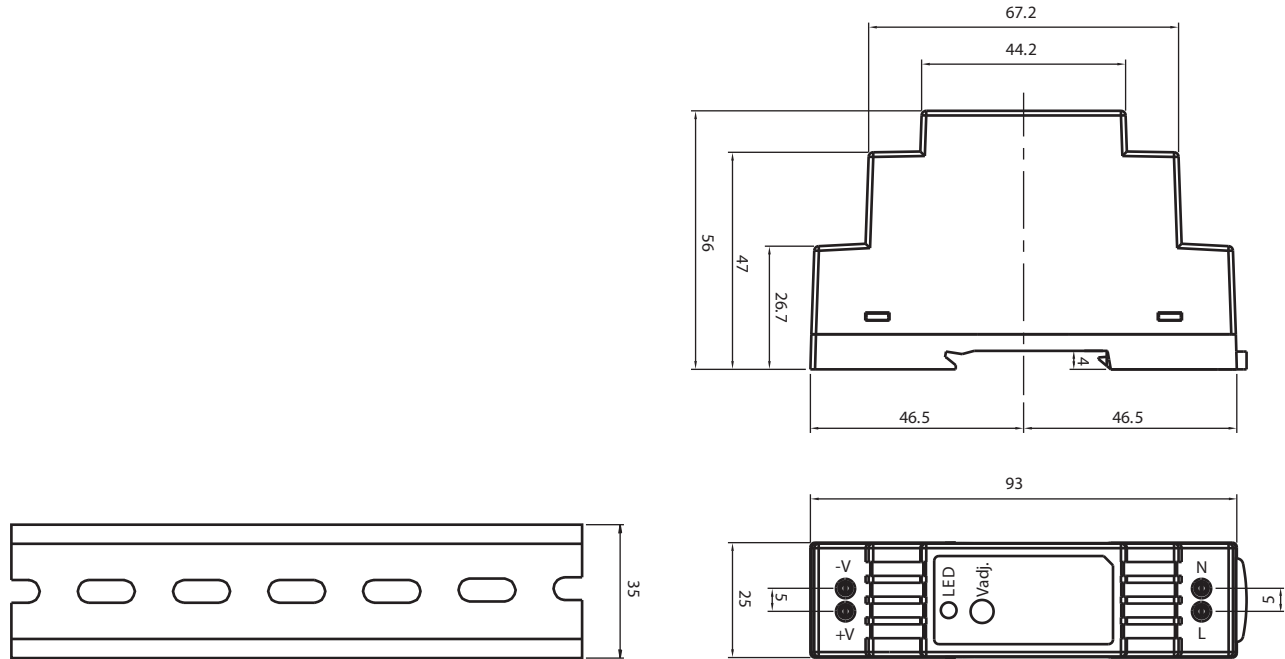
- Universal AC input/Full range
- Protections: Short circuit / Overload / Over voltage
- Cooling by free air convection
- Can be installed on DIN rail TS-35/7.5 or 15
- Isolation class II
- LED indicator for power on
- No load power consumption<0.5W
- 100% full load burn-in test
- 3 years warranty



SPECIFICATION

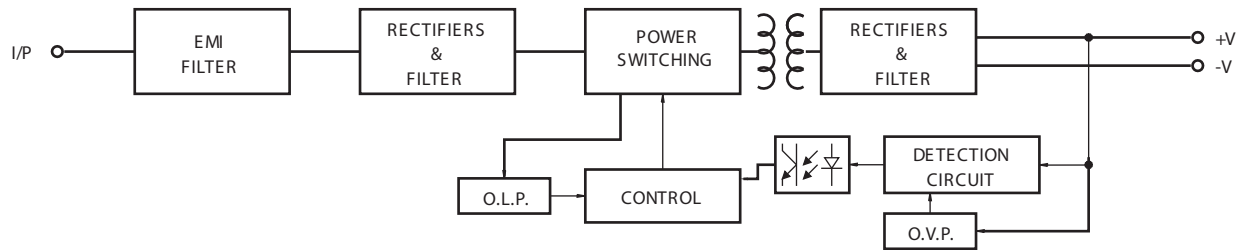
MODEL	PS-1505	PS-1512	PS-1515	PS-1524	
OUTPUT	DCVOLTAGE	5V	12V	15V	24V
	RATEDCURRENT	2.4A	1.25A	1A	0.63A
	CURRENTRANGE	0~2.4A	0~1.25A	0~1A	0~0.63A
	RATEDPOWER	12W	15W	15W	15.2W
	RIPPLE&NOISE(max.) Note.2	80mVp-p	120mVp-p	120mVp-p	150mVp-p
	VOLTAGEADJ.RANGE	4.75~5.5V	10.8~13.2V	13.5~16.5V	21.6~26.4V
	VOLTAGE TOLERANCE Note.3	±2.0%	±1.0%	±1.0%	±1.0%
	LINE REGULATION	±1.0%	±1.0%	±1.0%	±1.0%
	LOAD REGULATION	±1.0%	±1.0%	±1.0%	±1.0%
	SETUP,RESET TIME	1000ms,50ms/230VAC	1000ms,50ms/115VAC at full load		
HOLDUP TIME (Typ.)	70ms/230VAC	16ms/115VAC at full load			
INPUT	VOLTAGERANGE	85~264VAC	120~370VDC		
	FREQUENCY RANGE	47~63Hz			
	EFFICIENCY (Typ.)	77%	84%	83.5%	85%
	ACCURRENT (Typ.)	0.88A/115VAC	0.48A/230VAC		
	INRUSHCURRENT (Typ.)	COLD START 35A/115VAC	65A/230VAC		
PROTECTION	OVERLOAD Note.5	105~160% rated output power Protection type: Constant current limiting, recovers automatically after fault condition is removed			
	OVERVOLTAGE	5.75~6.75V	13.8~16.2V	17.25~20.25V	27.6~32.4V
ENVIRONMENT	WORKINGTEMP.	-20~+60°C (Refer to output load derating curve)			
	WORKINGHUMIDITY	20~90%RH non-condensing			
	STORAGEEMP.,HUMIDITY	-40~+85°C,10~95%RH			
	TEMP.COEFFICIENT	±0.03%/°C (0~50°C)			
	VIBRATION	10~500Hz,2G10min./1cycle, period for 60min. each along X, Y, Z axes; Mounting: Compliance to IEC60068-2-6			
SAFETY & EMC (Note4)	SAFETY STANDARDS	UL60950-1, design refer to EN50178			
	WITHSTANDVOLTAGE	I/P-O/P:3KVAC			
	ISOLATIONRESISTANCE	I/P-O/P:100M Ohms / 500VDC / 25°C / 70%RH			
	EMICONDUCTION&RADIATION	Compliance to EN55011, EN55022(CISPR22), EN61204-3 Class B			
	HARMONICCURRENT	Compliance to EN61000-3-2,-3			
OTHERS	EMSI MMUNITY	Compliance to EN61000-4-2,3,4,5,6,8,11, ENV50204, EN55024, EN61000-6-2, EN61204-3, heavy industry level, criteria A			
	MTBF	1172.3K hrs min. MIL-HDBK-217F(25°C)			
	DIMENSION	25*93*56mm (W*H*D)			
	PACKING	0.1Kg; 140pcs/15Kg/0.92CUFT			
NOTE	<p>1. All parameters NOT specially mentioned are measured at 230VAC input, rated load and 25°C of ambient temperature.</p> <p>2. Ripple & noise are measured at 20MHz of bandwidth by using a 12" twisted pair-wire terminated with a 0.1uf & 47uf parallel capacitor.</p> <p>3. Tolerance : includes set up tolerance, line regulation and load regulation.</p> <p>4. The power supply is considered a component which will be installed into a final equipment. The final equipment must be re-confirmed that it still meets EMC directives.</p> <p>5. Constant current operation region is within 60% ~100% rated output voltage. Protection type for short circuit is hiccup mode and will recover automatically after fault condition is removed.</p>				

Mechanical Specification

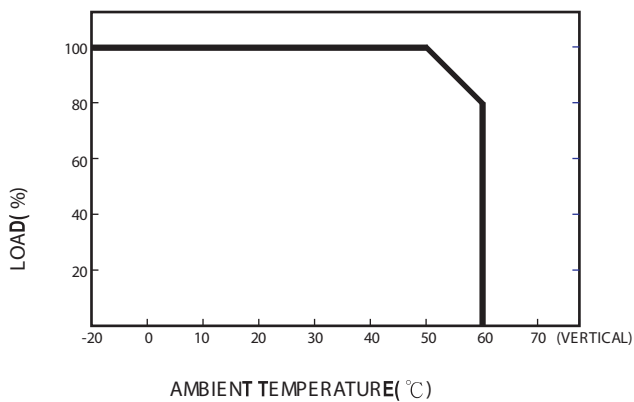


ADMISSIBLE IN-RAIL: TS35/7.50 R TS35/15

Block Diagram



Derating Curve



Output Derating VS Input Voltage

