

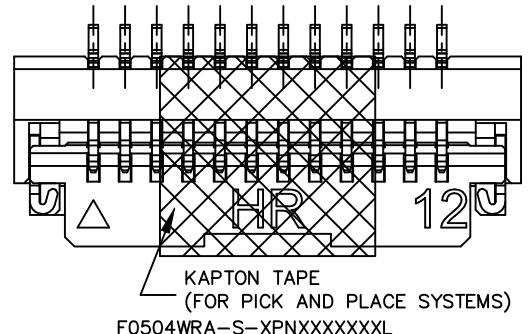
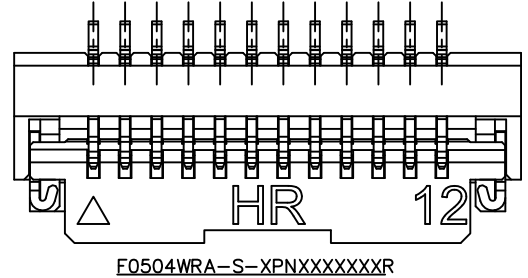
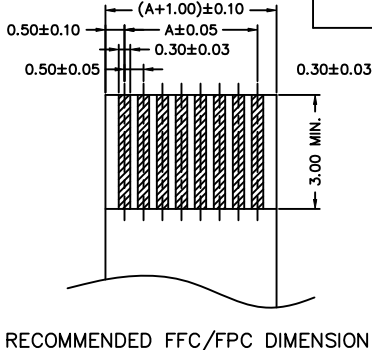
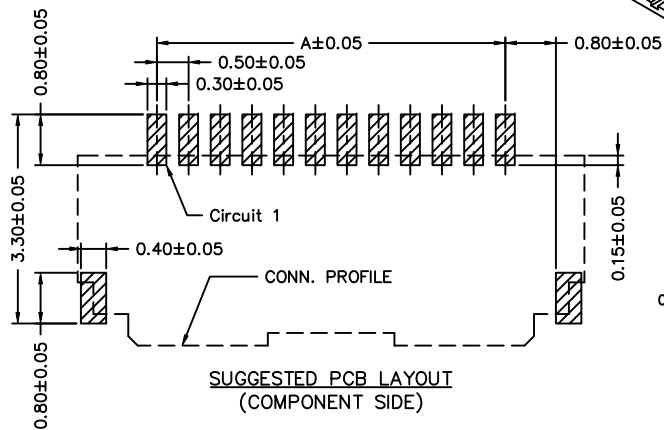
P/N LEGEND

F0504 WRA-S-XP N L N XX G 00 X
 ① ② ③ ④ ⑤ ⑥ ⑦ ⑧ ⑨ ⑩ ⑪

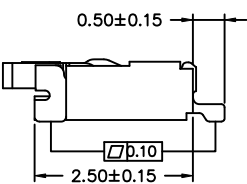
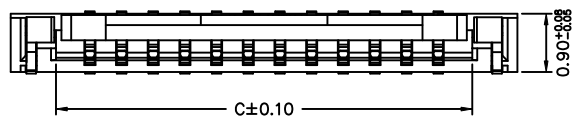
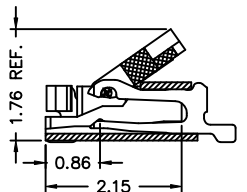
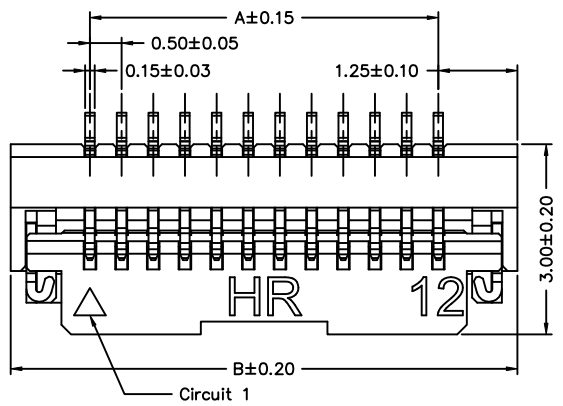
- ① Series No.
- ② Connector type: WRA=Right angle A type
- ③ Mounting type: S=SMT without boss
- ④ No. of circuits
- ⑤ N=Halogen Free
- ⑥ Material: L=LCP
- ⑦ Color: N=Natural(Beige)
- ⑧ Plating code for contacts: G2=Gold-flash(3u")
G1/K1=Gold-plated(1u")on contact area
- ⑨ Plating code for solder tabs:
G=Gold-flash
- ⑩ Option code: 00=Standard
- ⑪ Packing code:
R=Tape & Reel(Without Mylar)
L=Tape & Reel(With Mylar)

SPECIFICATIONS

Current Rating: 0.5A AC,DC
 Voltage Rating: 50V AC,DC
 Temperature Range: -25°C ~ +85°C
 Contact Resistance: 100mΩ Max.
 Insulation Resistance: 500MΩ Min.
 Withstanding Voltage: 150V AC/minute
 Contacts: Phosphor Bronze/Gold-plated
 Solder Tabs: Phosphor Bronze/Gold-flash
 Housing: LCP,UL94V-0,Natural(Beige)
 Cover: Nylon 10T,UL94V-0,Natural(Black)
 or LCP,UL94V-0,Natural(Black)
 or Nylon 6T,UL94V-0,Natural(Black)



Circuit No.	Dimensions		
	A	B	C
04P	1.50	4.00	2.57
06P	2.50	5.00	3.57
08P	3.50	6.00	4.57
09P	4.00	6.50	5.07
10P	4.50	7.00	5.57
11P	5.00	7.50	6.07
12P	5.50	8.00	6.57
13P	6.00	8.50	7.07
14P	6.50	9.00	7.57
15P	7.00	9.50	8.07
16P	7.50	10.00	8.57
17P	8.00	10.50	9.07
18P	8.50	11.00	9.57
20P	9.50	12.00	10.57
22P	10.50	13.00	11.57
24P	11.50	14.00	12.57
26P	12.50	15.00	13.57
27P	13.00	15.50	14.07
30P	14.50	17.00	15.57
36P	17.50	20.00	18.57
40P	19.50	22.00	20.57
50P	24.50	27.00	25.57



REV.	DESCRIPTION	DATE	NAME	UNIT	SCALE	SHEET
A4	EN1603180001	2016.03.18	徐富永	mm	1:1	1 of 2
A3	EN1501190002	2015.01.19	李志深			
A2	EN140319004	2014.03.19	劉包根			
A1	EN1311150398	2013.11.19	劉包根			
A0	NEW RELEASE	2013.05.23	權生新			
REV.	DESCRIPTION	DATE	NAME			



燦達電子工業股份有限公司
 JOINT TECH ELECTRONIC IND. CO., LTD.

TITLE:
 0.50mm PITCH FFC/FPC
 CONNECTOR, 90° SMT TYPE,
 ZIF, BOTTOM CONTACT STYLE

DRAW NO.: F0504WRA-S-XP N XXXXXXXX REV. A4