



Model number

VBA-LT2-G1

Illuminated pushbutton module

Features

- AS-Interface certificate
- Degree of protection IP67
- Flat or round cable connection (via standardized EMS base, not included with delivery)
- Cable piercing method for flat cable
- 2 integrated illuminated pushbuttons green & red
- Fault signal via LED

Function

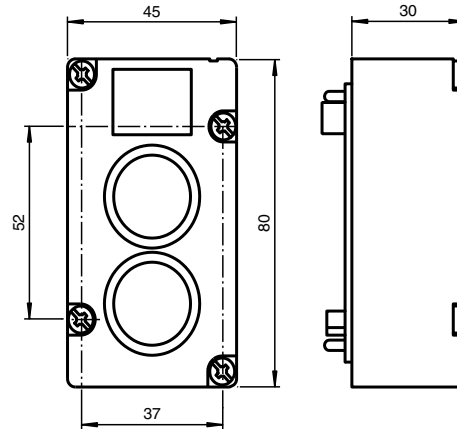
The VBA-LT2-G1 light button module creates a connection between the operating staff and the AS-Interface master. The current status can be seen on the LEDs, which are built into the buttons. There is also an LED for monitoring AS-Interface communication and the display to ensure that the module has 0 as an address.

The light button is designed according to protection type IP67 and is thus suitable for use in the field.

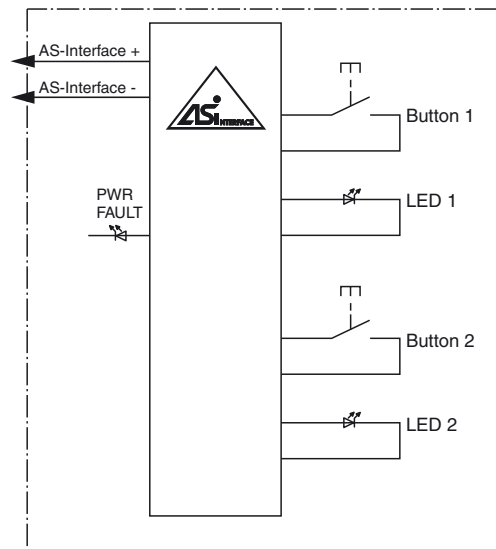
Various bases are available for the module. Base U-G1F implements a connection to the AS-Interface flat cable, while the U-G1P base makes a connection to a round cable.

The case arises very often that output modules must be mounted in series with the light button. The outputs of the output module receive their power supply externally. If this power supply is transferred via a flat cable, the case arises that the power supply line must be mounted in the base of an input module. In this case the U-G1FF base should be used. Then the VAA-LT2-G1 accesses the AS-Interface line, but not the power supply line.

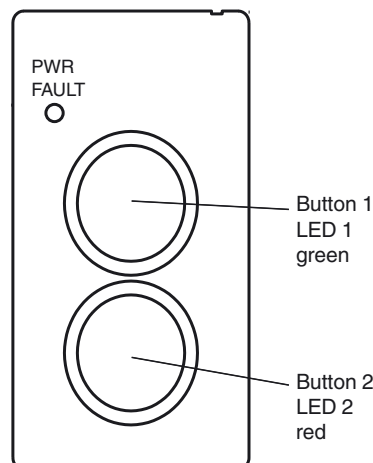
Dimensions



Electrical connection



Indicating / Operating means



Release date: 2019-01-09 10:20 Date of issue: 2019-01-09 180321_Leng.xml

Technical data**General specifications**

Slave type	A/B slave
AS-Interface specification	V2.1
Required master specification	≥ V2.1

Indicators/operating means

LED PWR/FAULT	dual-LED green/red green: AS-Interface voltage, normal operation red: communication error or address 0
Button	2 integrated, protected against accidental activation, keys can be individually labelled, labeling field on the module

Electrical specifications

Rated operating voltage	U_e	26.5 ... 31.6 V from AS-Interface
Rated operating current	I_e	≤ 50 mA (LEDs on)
Protection class		III

Standard conformity

Electromagnetic compatibility	EN 50295
Degree of protection	EN 60529:2000
AS-Interface	EN 62026-2:2013

Programming instructions

Profile	S-B.A.E
IO code	B
ID code	A
ID2 code	E

Data bits (function via AS-Interface)	input	output
D0	-	LED 2
D1	-	LED 1
D2	Button 2	-
D3	Button 1	-

Parameter bits (programmable via AS-i)	function
P0	not used
P1	not used
P2	not used
P3	not used

Ambient conditions

Ambient temperature	-25 ... 60 °C (-13 ... 140 °F)
Storage temperature	-40 ... 85 °C (-40 ... 185 °F)

Mechanical specifications

Degree of protection	IP67 according to EN 60529
Connection	cable piercing method or terminal compartment flat cable or standard round cable

Accessories**VBP-HH1-V3.0-KIT**

AS-Interface Handheld with accessory

VBP-HH1-V3.0

AS-Interface Handheld

VAZ-LT2-REMOVER

Mounting aid for pressure covers

Matching system components**U-G1F**

AS-Interface module mounting base for connection to flat cable (AS-Interface)

U-G1FA

AS-Interface module mounting base with addressing jack for connection to flat cable (AS-Interface)

U-G1P

AS-Interface module mounting base for connection to round cable (AS-Interface)

VAZ-LT2-BK

Pressure cover for illuminated pushbutton module

VAZ-LT2-BU

Pressure cover for illuminated pushbutton module

VAZ-LT2-GN

Pressure cover for illuminated pushbutton module

VAZ-LT2-RD

Pressure cover for illuminated pushbutton module

VAZ-LT2-YE

Pressure cover for illuminated pushbutton module

VAZ-LT2-CL

Pressure cover for illuminated pushbutton module