


VT2-802V

Wide pulling SMD VC-TCXO
Clipped sine wave

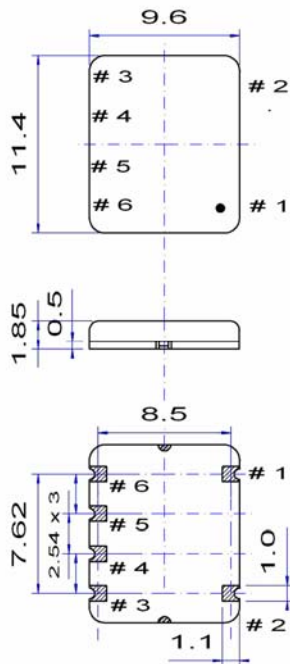
QuartzCom
the communications company



Features

- Applications: mobile communications, instrumentation, microwave
- Frequency range up to 50 MHz
- Wide pulling range in the range: $\pm 20 \sim \pm 40$ ppm
- Low phase noise

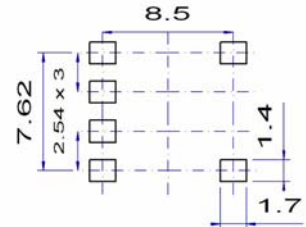
Parameter	Specification		
	VT2-802VL	VT2-802VM	VT2-802VS
Frequency range	9.6 ~ 50 MHz		
Standard frequencies	10.00, 13.00, 16.384, 19.20, 19.44, 20.00, 20.48 & 27.00 MHz		
Frequency stability:			
vs. temperature	$\leq \pm 1.0 \sim \pm 2.5$ ppm		
vs. supply & load change	$\leq \pm 0.2$ ppm	± 5 %	
vs. aging	$\leq \pm 1.0$ ppm	1 st year	
Frequency tolerance ex. factory	$\leq \pm 2.0$ ppm @ +25 °C		
Supply voltage	+3.0 V ± 5 %	+3.3 V ± 5 %	+5.0 V ± 5 %
Supply current	1.5 ~ 4 mA		
Output signal	> 0.8 Vp-p clipped sine wave		
Output load	10 k Ω // 10 pF		
Frequency pulling range	$\pm 20 \sim \pm 40$ ppm		
Voltage control	+1.65 V ± 1.35 V		+2.5 V ± 2.0 V
Phase noise @ 13.0 MHz carrier frequency	-140 dBc/Hz		@ 1 kHz
Operating temperature range	-30 ~ +75 °C -40 ~ +85 °C		commercial application industrial application
Storage temperature range	-55 ~ +125 °C		
Packaging units	tape & reel		500 or 1'000 pieces
Customer specifications on request			



Pin function

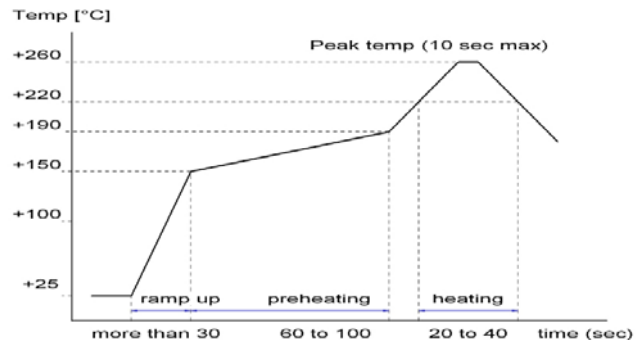
- # 1 GND
- # 2 GND
- # 3 Output
- # 4 GND
- # 5 Vc Voltage control
- # 6 Vcc

Example for solder pattern



Do not design any conductive path between the pattern

Example for IR reflow soldering temperature



2002/95/EC RoHS compliant

QuartzCom AG
sales@quartzcom.com

QuartzCom Asia
sales-asia@quartzcom.com

QuartzCom USA
sales-usa@quartzcom.com

www.quartzcom.com

ISO 9001
BUREAU VERITAS
Certification



02 May. 10