

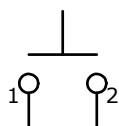
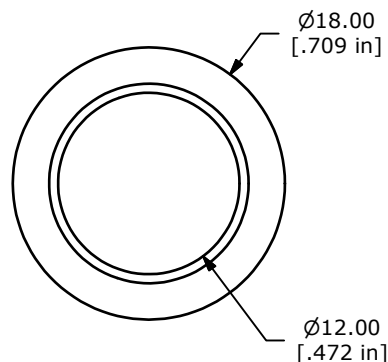
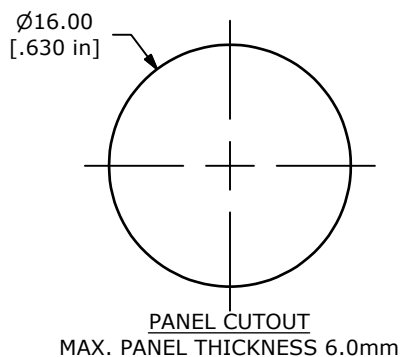


SWITCH FUNCTION	
POS. 1	POS. 2
	
OFF	(ON)
OPEN	1-2

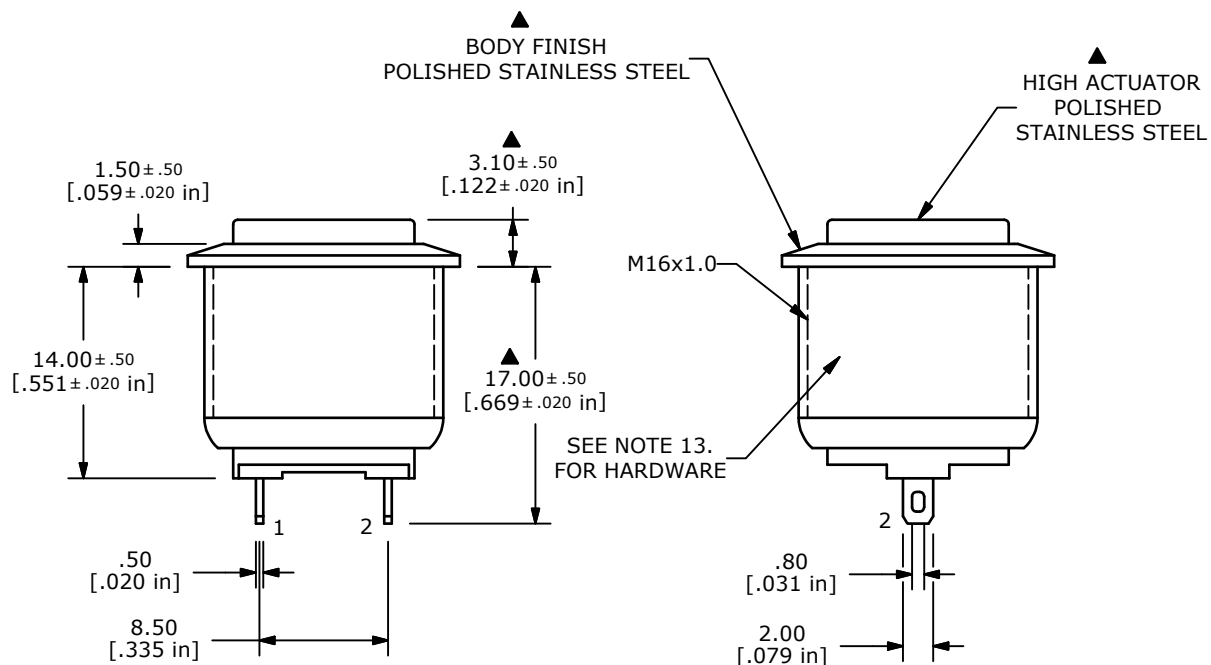
(ON) = MOMENTARY



▲ CIRCUIT: SPST

NOTE:

1. ALL DIMENSIONS IN MM [INCH]
2. GENERAL TOLERANCE: X.X=±0.4  
X.XX=±0.25
3. TERMINAL NUMBERS FOR REF ONLY
4. CONTACT MATERIAL: GOLD PLATED SILVER
5. RATING: 2A 48VDC
- ▲ 6: TRAVEL: 1.5 ± 0.2mm
7. ELECTRIC LIFE: 200,000 MAKE-AND-BREAK CYCLES
8. INSULATION RESISTANCE: 1,000 MΩ MIN.
9. DIELECTRIC STRENGTH: 2,000 VAC MIN. FOR 1 MINUTE
10. CONTACT RESISTANCE: 50mΩ MAX. @ 1A 12VDC
11. OPERATING TEMP.: -20°C to 55°C
12. ▲ DENOTES CRITICAL PARAMETER.
13. INGRESS PROTECTION: IP65
- ▲ 14. HARDWARE SUPPLIED: O-RING AND HEXNUT
15. 2002/95/EC (ROHS) COMPLIANT



B	20392	UPDATE NOTES, ADD ROHS COMPLIANT	1/10/12	BGL
A	20109	RELEASE FOR PRODUCTION	8/23/11	BGL
REV	PCR NO	DESCRIPTION	DATE	BY

TITLE PV2H240SSG				
SCALE	DATE	DR	DWG	REV
2:1	8/23/2011	BGL	52-PV2H240SSG	B

THE INFORMATION CONTAINED IN THIS DOCUMENT IS PROPRIETARY TO E-SWITCH AND IS NOT TO BE COPIED OR TRANSFERRED