



Electronic Test Accessories

Catalog No. 69
www.e-z-hook.com

The Impossible Hookers™ for the Best Connections

EZ-HOOK®
Division of Tektest, Inc.

Table of Contents

| | | | |
|--|-----------|--|------------|
| Information..... | 01 | E-Z-Link & Tap-A-Dip..... | 57 |
| Lead & Cable Length Information, Ordering Information, Field Servicing Information..... | 01 | Multi-lead Test Systems..... | 58 |
| Conversion Tables..... | 02 | | |
| Hooks..... | 03 | Connectors & Adapters..... | 59 |
| Micro-Hooks | | Banana Plugs..... | 59 |
| X2015..... | 03 | Spade Lugs..... | 61 |
| P25 & Pico-Hook..... | 04 | Banana Sockets..... | 62 |
| Pico Leads..... | 05 | Pin Plugs & Sockets..... | 63 |
| XM, XG..... | 06 | Banana & Pin Plug Adapters..... | 64 |
| XKM, XK..... | 07 | Panel Mounts..... | 65 |
| Micro-Hook Test Leads..... | 08 | Quick Disconnect Terminal Adapters..... | 67 |
| Mini-Hooks | | Harness Board..... | 68 |
| X100W..... | 12 | E-Z-Nailclip Test Terminals & Adapters..... | 68 |
| XR..... | 13 | Harness Board Nails..... | 70 |
| XL1..... | 14 | Harness Board Accessories..... | 71 |
| Mini-Hook Test Leads..... | 15 | Wire & Cable..... | 72 |
| Pistol Grip Hooks | | Wire..... | 72 |
| XP, XPL..... | 21 | Cable..... | 73 |
| Pistol Grip Leads, Hypo-Action Hooks..... | 22 | Coaxial Connectors..... | 74 |
| Macro-Hooks | | BNC..... | 74 |
| XH, XHL..... | 23 | SMA..... | 77 |
| Macro-Hook Test Leads..... | 24 | "N" Series..... | 78 |
| Insulation-Piercing Hooks | | UHF..... | 79 |
| XEP, XEPA..... | 26 | TNC, LOC..... | 80 |
| XJ, XJL..... | 27 | XLR..... | 81 |
| XJ, XJL Leads..... | 28 | Adapters Between Series..... | 82 |
| XEL..... | 31 | Coaxial Cable Assemblies..... | 85 |
| XEL Leads..... | 32 | BNC Coaxial Test Cables..... | 85 |
| Probes..... | 34 | BNC Male Coaxial Test Cables..... | 87 |
| Test Probes..... | 34 | BNC Breakouts..... | 89 |
| Test Probe Leads..... | 35 | Stacking Double Banana Plug Cables..... | 94 |
| Long-Handle Probes & Leads..... | 37 | Bantam Phone Plug Cables..... | 96 |
| Probe Accessories..... | 39 | 1/4" Phone Plug Cables..... | 98 |
| Variable Spacing Probes..... | 40 | XLR Cable Assemblies..... | 100 |
| Modular Oscilloscope Probes..... | 41 | Cable Assemblies Between Series..... | 103 |
| Monolithic Oscilloscope Probes..... | 42 | "N" Series Cable Assemblies..... | 104 |
| E-Z-Hook Cross Reference Chart..... | 43 | Assorted Cable Assemblies..... | 105 |
| Alligator Clips..... | 44 | Accessories..... | 106 |
| Alligator Clips..... | 44 | Strain Relief Boots, Y-block, Wall Brackets, Color Coding Bands, E-Z-Light, Vacuum Handling Tool, PLCC Extraction Tool..... | 106-108 |
| Alligator Clip Test Leads..... | 46 | Kits..... | 109 |
| Insulation-Piercing Alligator Clips..... | 49 | Test Kits..... | 109-114 |
| Insulation-Piercing Alligator Clip Test Leads..... | 49 | ALPHA-NUMERICAL INDEX..... | 115 |
| Patch Cords & Test Leads..... | 52 | | |
| .025" & .030" Socket Patch Cords..... | 52 | | |
| Banana Plug Patch Cords..... | 54 | | |
| Right Angle Banana Plug Patch Cords..... | 55 | | |
| Pin Plug Patch Cords..... | 56 | | |

E-Z-HOOK®

The Impossible Hookers™

Mission:

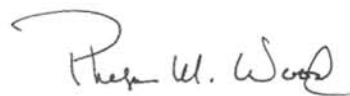
E-Z-Hook is dedicated to providing quality parts, delivered on-time at reasonable prices.

Message from the President:

A privately owned business, E-Z-Hook is devoted to meeting our customers' needs. Our goal is to provide you with the best solutions for your testing problems. In business since 1956, E-Z-Hook invented the original hypo-action test connector to accelerate testing time and assure solid test connections (patent number 2702892). In 1970, business directives were refocused to develop a comprehensive product line of test solutions and accessories.

Today we offer a full line of products ranging from connectors to test leads and cables. E-Z-Hook continues to develop new solutions and offers a broad range of test products across multiple industries. Providing complete customer satisfaction and delivering well designed and manufactured products to the marketplace continues to be our number one focus as a company.

We look forward to working with you.



Phelps M. Wood
President



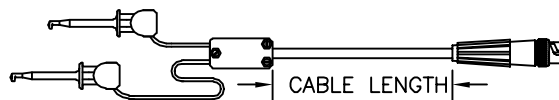
LEAD LENGTH AND CABLE LENGTH INFORMATION

E-Z-Hook offers a selection of standard length test leads, patch cords, and cable assemblies. We also offer custom lengths to fit special requirements.

All length measurements are made in inches, see diagrams below for measuring examples:



| Standard lengths in inches for test lead and patch cord assemblies: | |
|--|-------------|
| 3" (8cm) lead wire | 18" (45cm) |
| 4" (10cm) lead wire | 24" (60cm) |
| 6" (15cm) | 36" (90cm) |
| 8" (20cm) | 48" (120cm) |
| 12" (30cm) | 60" (150cm) |



| Standard lengths in inches for cable assemblies: | |
|---|-------------|
| 6" (15cm) | 30" (75cm) |
| 12" (30cm) | 36" (90cm) |
| 18" (45cm) | 48" (120cm) |
| 24" (60cm) | 60" (150cm) |
| *longer lengths available | |

COLOR & SET ORDERING INFORMATION

There are a many different color options when ordering E-Z-Hook parts. Please refer to the chart to the right for set information.

Standard Colors: Black, brown, red, orange, yellow, green, blue, violet, gray, and white.

Kilo-Colors: See inside back cover.

| SETS & CUSTOM COLOR | |
|--|---------------------------------------|
| Standard Sets: | |
| R/B | = 1 red, 1 black |
| S | = 1 each of 10 colors |
| S(color) | = 10 of one color |
| S14 | = Set of 10 solid, plus 4 kilo color* |
| S16 | = Set of 10 solid, plus 6 kilo color* |
| (Ex. 204-12W-S or 204-12W-R/B) | |
| Muti-color Unit: | |
| *Kilo-Color offers 1000 different color combination choices. See Kilo-Color info on inside back cover. | |

HOW TO ORDER TEST LEADS & CABLE ASSEMBLIES

Ordering E-Z-Hook test leads and cable assemblies is E-Z. Select the part number supplied in the product section, then select your lead or cable length and color. Example: 704XR-18-RED (Part No.-Length-Color). Variations of each hook may be ordered in place of the standard hook. Ordering information is provided at the beginning of each section.

FIELD SERVICING INFORMATION

Most hooks are designed to be field serviceable. To replace a lead wire, pull on the plunger until it slips free of the body. Strip lead wire $\frac{3}{4}$ " (19mm), feed wire through plunger and wrap around terminal as shown in figure 1. Solder and cut off excess wire at solder point. Reassemble part, making sure the terminal and nylon fins enter their respective grooves. Keep slack in lead wire pulled out while assembling to prevent binding.



NOTE: To disassemble XM Micro-Hook connectors or leads, actuate plunger to expose hook and grasp behind hook with long nose pliers before pulling plunger off. *Failure to do so will result in damage to part.*

CAN'T FIND WHAT YOU'RE LOOKING FOR? NO PROBLEM!

If you cannot find what you are looking for or require precise details, please don't hesitate to contact us. Custom is standard at E-Z-Hook, and our Engineering Department is always happy to work with your specific needs.

CONTACTING E-Z-HOOK

For ordering, engineering, or custom questions please contact us toll free at 1-(800)-995-HOOK (4665), by fax (626) 446-0972, or reach us via e-mail at info@e-z-hook.com.

E-Z-HOOK CONVERSION TABLES

WIRE GAUGE TABLE

| AWG | Diameter, mils,d | Area, circular mils, d2 | AWG | Diameter, mils, d | Area, circular mils, d2 | AWG | Diameter, mils,d | Area, circular mils, d2 |
|------|------------------|-------------------------|-----|-------------------|-------------------------|-----|------------------|-------------------------|
| 0000 | 460.00 | 211,600 | 12 | 80.808 | 6,529.9 | 27 | 14.195 | 201.50 |
| 000 | 409.64 | 167,805 | 13 | 71.961 | 5,178.4 | 28 | 12.641 | 159.79 |
| 00 | 364.80 | 133,079 | 14 | 64.084 | 4,106.8 | 29 | 11.257 | 126.72 |
| 0 | 324.86 | 105,534 | 15 | 57.068 | 3,256.8 | 30 | 10.025 | 100.50 |
| 1 | 289.30 | 83,694 | 16 | 50.820 | 2,582.7 | 31 | 8.928 | 79.71 |
| 2 | 257.63 | 66,373 | 17 | 45.257 | 2,048.2 | 32 | 7.950 | 63.20 |
| 3 | 229.42 | 52,634 | 18 | 40.303 | 1,624.3 | 33 | 7.080 | 50.13 |
| 4 | 204.31 | 41,743 | 19 | 35.890 | 1,288.1 | 34 | 6.305 | 39.75 |
| 5 | 181.94 | 33,102 | 20 | 31.961 | 1,021.5 | 35 | 5.615 | 31.53 |
| 6 | 162.02 | 26,250 | 21 | 28.465 | 810.10 | 36 | 5.000 | 25.00 |
| 7 | 144.28 | 20,817 | 22 | 25.347 | 642.47 | 37 | 4.453 | 19.83 |
| 8 | 129.49 | 16,768 | 23 | 22.571 | 509.45 | 38 | 3.965 | 15.72 |
| 9 | 114.43 | 13,094 | 24 | 20.100 | 404.01 | 39 | 3.531 | 12.47 |
| 10 | 101.89 | 10,382 | 25 | 17.900 | 320.41 | 40 | 3.145 | 9.89 |
| 11 | 90.742 | 8,234.1 | 26 | 15.940 | 254.08 | | | |

METRIC EQUIVALENT TABLE

| Frac. | Inches | mm | Frac. | Inches | mm | Frac. | Inches | mm | Frac. | Inches | mm | Frac. | Inches | mm |
|-------|--------|-------|-------|--------|-------|-------|--------|--------|-------|--------|--------|-------|--------|--------|
| | .01 | .254 | | .17 | 4.318 | | .39 | 9.906 | | .60 | 15.240 | 13/16 | .8125 | 20.637 |
| 1/64 | .01563 | .397 | 11/64 | .17188 | 4.366 | 25/64 | .39063 | 9.922 | 39/64 | .60939 | 15.478 | | .82 | 20.828 |
| | .02 | .508 | | .18 | 4.572 | | .40 | 10.160 | | .61 | 15.494 | 53/64 | .82813 | 21.034 |
| | .025 | .635 | 3/16 | .1875 | 4.762 | 13/32 | .40625 | 10.319 | | .62 | 15.748 | | .83 | 21.082 |
| | .03 | .762 | | .19 | 4.862 | | .41 | 10.414 | 5/8 | .625 | 15.875 | | .84 | 21.336 |
| 1/32 | .03125 | .794 | | .20 | 5.080 | | .42 | 10.668 | | .63 | 16.002 | 27/32 | .84375 | 21.431 |
| | .035 | .889 | 13/64 | .20313 | 5.159 | 27/64 | .42188 | 10.716 | | .64 | 16.256 | | .85 | 21.590 |
| | .04 | 1.016 | | .21 | 5.334 | | .43 | 10.922 | 41/64 | .64063 | 16.272 | 55/64 | .85938 | 21.828 |
| | .045 | 1.143 | 7/32 | .21875 | 5.556 | 7/16 | .4375 | 11.113 | | .65 | 16.510 | | .86 | 21.844 |
| 3/64 | .04688 | 1.191 | | .22 | 5.588 | | .44 | 11.176 | 21/32 | .65625 | 16.669 | | .87 | 22.098 |
| | .05 | 1.270 | | .23 | 5.842 | | .45 | 11.430 | | .66 | 16.764 | 7/8 | .875 | 22.225 |
| | .055 | 1.397 | 15/64 | .23438 | 5.953 | 29/64 | .45313 | 11.509 | | .67 | 17.018 | | .88 | 22.352 |
| | .06 | 1.524 | | .24 | 6.096 | | .46 | 11.684 | 43/64 | .67188 | 17.065 | | .89 | 22.606 |
| 1/16 | .0625 | 1.587 | 1/4 | .250 | 6.35 | 15/32 | .46875 | 11.906 | | .68 | 17.272 | 57/64 | .89063 | 22.622 |
| | .065 | 1.651 | | .26 | 6.604 | | .47 | 11.939 | | .69 | 17.462 | | .90 | 22.860 |
| | .07 | 1.778 | 17/64 | .26563 | 6.747 | | .48 | 12.192 | | .70 | 17.780 | 29/32 | .90625 | 23.019 |
| | .075 | 1.905 | | .27 | 6.858 | 31/64 | .48438 | 12.303 | | .71 | 17.859 | | .91 | 23.114 |
| 5/64 | .07813 | 1.964 | | .28 | 7.112 | | .49 | 12.446 | 45/64 | .70313 | 17.859 | | .92 | 23.368 |
| | .08 | 2.032 | 9/32 | .28125 | 7.144 | 1/2 | .50 | 12.700 | | .71 | 18.034 | 59/64 | .92188 | 23.415 |
| | .085 | 2.159 | | .29 | 7.366 | | .51 | 12.954 | 23/32 | .71875 | 18.256 | | .93 | 23.622 |
| | .09 | 2.286 | 19/64 | .29688 | 7.541 | 33/64 | .51563 | 13.097 | | .72 | 18.288 | 15/16 | .9375 | 23.812 |
| 3/32 | .09375 | 2.381 | | .30 | 7.620 | | .52 | 13.208 | | .73 | 18.542 | | .94 | 23.876 |
| | .095 | 2.413 | 5/16 | .3125 | 7.937 | | .53 | 13.462 | 47/64 | .73438 | 18.653 | | .95 | 24.130 |
| | .10 | 2.540 | | .32 | 8.128 | 17/32 | .53125 | 13.494 | | .74 | 18.796 | 61/64 | .95313 | 24.209 |
| 7/64 | .10938 | 2.778 | 21/64 | .32813 | 8.334 | | .54 | 13.716 | 3/4 | .750 | 19.050 | | .96 | 24.383 |
| | .11 | 2.794 | | .33 | 8.382 | 35/64 | .54688 | 13.890 | | .76 | 19.304 | 31/32 | .96875 | 24.608 |
| | .12 | 3.048 | | .34 | 8.636 | | .55 | 13.970 | 49/64 | .76563 | 19.447 | | .97 | 24.638 |
| 1/8 | .125 | 3.175 | 11/32 | .34375 | 8.731 | | .56 | 14.224 | | .77 | 19.558 | | .98 | 24.892 |
| | .13 | 3.302 | | .35 | 8.890 | 9/16 | .5625 | 14.287 | | .78 | 19.812 | 63/64 | .98438 | 25.006 |
| | .14 | 3.556 | 23/64 | .35938 | 9.128 | | .57 | 14.478 | 25/32 | .78125 | 19.844 | | .99 | 25.146 |
| 9/64 | .14063 | 3.572 | | .36 | 9.144 | 37/64 | .57813 | 14.684 | | .79 | 20.066 | 1.00 | 1.000 | 25.400 |
| | .15 | 3.810 | | .37 | 9.398 | | .58 | 14.732 | 51/64 | .79688 | 20.240 | | | |
| 5/32 | .15625 | 3.969 | 3/8 | .375 | 9.525 | | .59 | 14.986 | | .80 | 20.320 | | | |
| | .16 | 4.064 | | .38 | 9.562 | 19/32 | .59375 | 15.081 | | .81 | 20.574 | | | |

CONVERSION TABLES

E-Z-MICRO-HOOK : X2015

| Part Number | Description |
|-------------|-------------------|
| X2015 | Micro Double Hook |

Standard Model Construction:

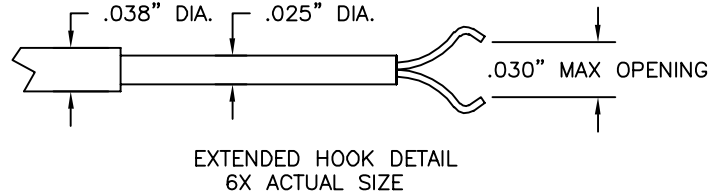
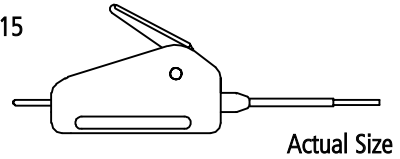
All molded plastic parts are durable nylon. Double contact hooks, extension tubes and return spring are all made of stainless steel. Extension tubes are fully insulated. The .030" diameter contact pin is gold plated nickel copper. Pin permits connection to any .030" diameter socket.

Colors: Available in 10 colors. See inside back cover for details.



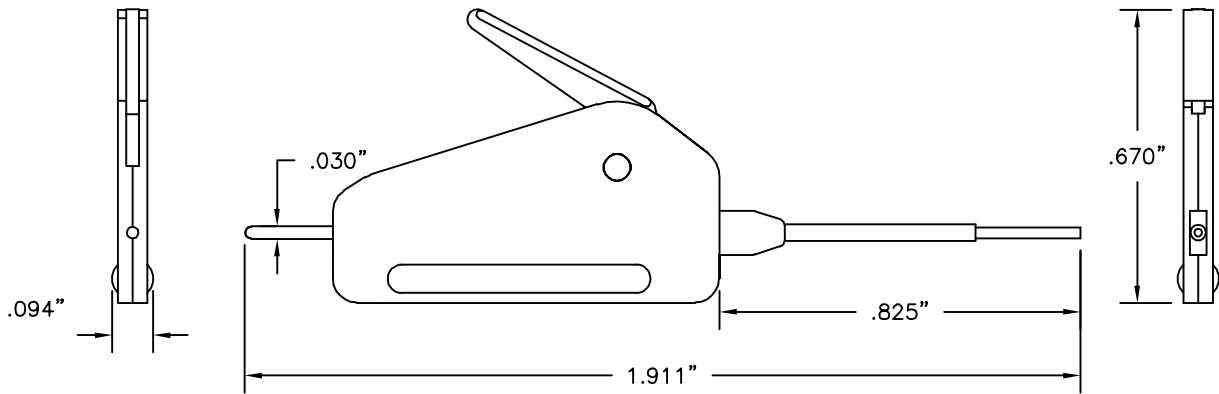
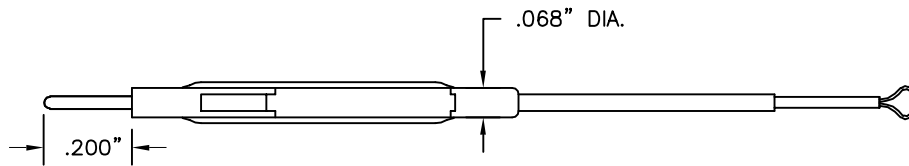
Features:

- Designed for use with surface mount devices or where connection point is small
- Double hook connects to items of .025" (.635mm) lead spacing or greater
- Hooks and .030" pin plug are directly connected to ensure accurate reading. No sliding contact points
- Design allows for easy connection in tight space
- Insulated shaft allows for simultaneous side by side connections

X2015



E-Z-Hook lead options: Use with .030" socket patch cords on pages 52-53.



HOOKS

E-Z-MICRO-HOOK: P25 & PICO-HOOK

P25 WITH .025" SQUARE PIN

| Part Number | Description |
|-------------|--|
| P25-(color) | Pico-Hook with .025" Square Pin, Gold Plated |

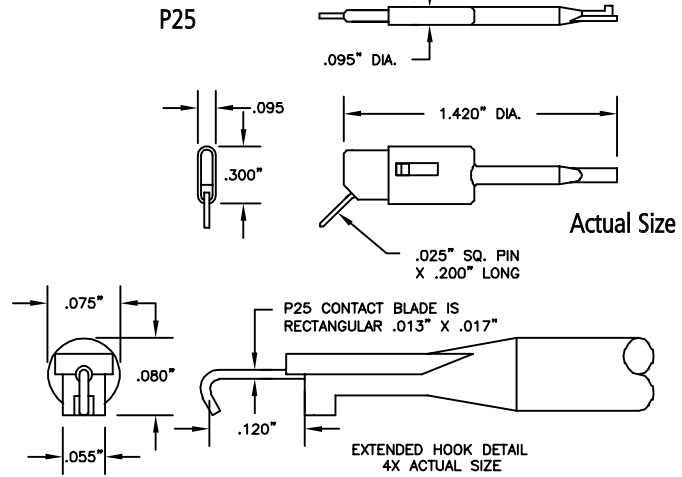
Standard model construction:

Durable plastic body and plunger. A one-piece, gold-plated beryllium copper blade, forms hook, conductor, and .025" square pin. The hook is designed for connection to components with a maximum diameter of .025". Stainless steel compression spring provides approx. 8 oz (227 grams) of contact pressure. The post is designed for easy snap-on connection to .025" (.635mm) square or .030" (.762mm) diameter patch cords.

Colors: Available in 10 colors. See inside back cover for details.

E-Z-Hook lead options: Use with .025" or .030" socket patch cords on pages 52-53.

The P25/PICO-HOOK is designed specifically for narrow test contact areas. An ultra-thin blade and housing allows connector stacking and easier access.



P25 STAINLESS STEEL

| Part Number | Description |
|---------------|---------------------------------|
| P25SS-(color) | Pico-Hook with .025" Square Pin |

Construction: Identical to standard P25 model except the P25SS has a stainless steel contact blade.

P25 NON-MAGNETIC




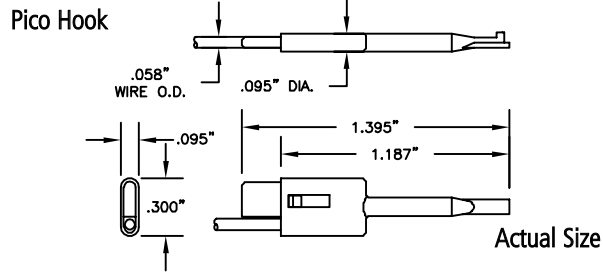
| Part Number | Description |
|----------------|-------------------------------|
| P25-NM-(color) | Non-Magnetic, Square Hole Tip |

Construction: Identical to standard P25 model, except spring is non-magnetic.

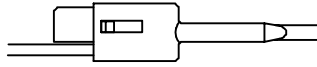
PICO-HOOK™

The pico hook is only available with factory installed lead

Construction: Identical to standard P25 model except for blade thickness (see diagrams) and the .025" square pin is replaced with a factory installed lead. The maximum wire size is 24 AWG with .060" diameter insulation.



E-Z-PICO-HOOK™ TEST LEADS



MODEL PICO

AVAILABLE IN THE FOLLOWING TEST LEAD COMBINATIONS

Additional lead lengths, wire types, and custom leads are available upon request.

Standard wire for the following leads is 28 AWG PVC or 24 AWG Teflon.

Standard lengths include:

| | | | |
|-----|------|-----|------|
| 3" | 8cm | 18" | 45cm |
| 6" | 15cm | 24" | 60cm |
| 12" | 30cm | 36" | 90cm |

| COLOR CHART | |
|-------------|--------|
| Black | Green |
| Brown | Blue |
| Red | Violet |
| Orange | Gray |
| Yellow | White |

| SETS & CUSTOM COLOR | |
|--|--|
| <u>Standard Sets:</u> | |
| R/B | = 1 red, 1 black |
| S | = 1 each of 10 colors |
| S(color) | = 10 of one color (Ex. P713-18-R/B) |
| <u>Muti-color Unit:</u> | |
| *See Kilo-Color Info on inside back cover. | |

PLEASE SPECIFY LENGTH IN INCHES WHEN ORDERING

Ordering information:

PART NO. - WIRE LENGTH - COLOR (Example: P713-12-RED)


Test leads available in the above colors.

HOOKS

PICO-HOOK TO PICO-HOOK JUMPER

28 AWG PVC WIRE

| Hook Model | Part Number |
|------------|-------------------------------|
| Pico Hook | P704 -(length)-(color) |



PICO-HOOK: See basic Pico Hook.


24 AWG TEFLON WIRE

| Hook Model | Part Number |
|------------|-------------------------------|
| Pico Hook | P304 -(length)-(color) |

PICO-HOOK TO LEAD ONLY

28 AWG PVC WIRE

| Hook Model | Part Number |
|------------|-------------------------------|
| Pico Hook | P713 -(length)-(color) |



PICO-HOOK: See basic Pico Hook.


24 AWG TEFLON WIRE

| Hook Model | Part Number |
|------------|-------------------------------|
| Pico Hook | P313 -(length)-(color) |

PICO-HOOK TO .025 SQUARE PIN (MALE)

28 AWG PVC WIRE

| Hook Model | Part Number |
|------------|-------------------------------|
| Pico Hook | P730 -(length)-(color) |



PICO-HOOK: See basic Pico Hook.
.025" (.635mm) SQUARE PIN PLUG: See Part No. 9265-HS.


24 AWG TEFLON WIRE

| Hook Model | Part Number |
|------------|-------------------------------|
| Pico Hook | P330 -(length)-(color) |

PICO-HOOK TO .025" SQUARE SOCKET (FEMALE)

28 AWG PVC WIRE

| Hook Model | Part Number |
|------------|-------------------------------|
| Pico Hook | P703 -(length)-(color) |



PICO-HOOK: See basic Pico Hook.
.025" (.635mm) SQUARE SOCKET: See Part No. 9205-HS.

24 AWG TEFLON WIRE

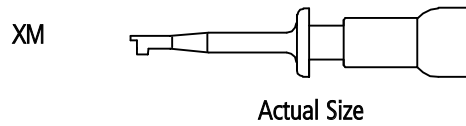
| Hook Model | Part Number |
|------------|-------------------------------|
| Pico Hook | P303 -(length)-(color) |

E-Z MICRO-HOOK: XM

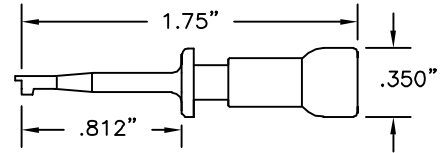
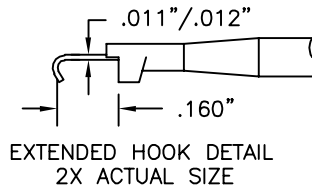
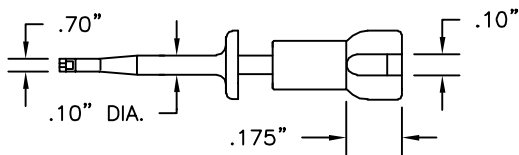
| Part Number | Description |
|-------------------|---------------------------|
| XM-(color) | Micro-Hook Test Connector |

Construction: One-piece beryllium copper, gold-plated conductor and hook. Made for connections over component leads up to .025" (.635mm) diameter. Durable nylon body and plunger. Stainless steel compression coil spring provides approximately 8 ounces (227 grams) contact pressure. Part is field serviceable (see page 1).

Colors: Available in 10 colors. See inside back cover for details.



The XM Micro-Hook is designed for use where weight and leverage may damage components. Its lightweight body (less than 1 gram) and hypo-action easily allows for direct hook up to delicate wires and components. Insulation to a single contact point assures accurate readings and the barrier on the tip prevents shorting between components.



HOOKS

XM NON-MAGNETIC

| Part Number | Description |
|----------------------|--------------------------|
| XM-NM-(color) | Non-Magnetic, Micro-Hook |

Construction: Identical to standard XM model except spring is non-magnetic.

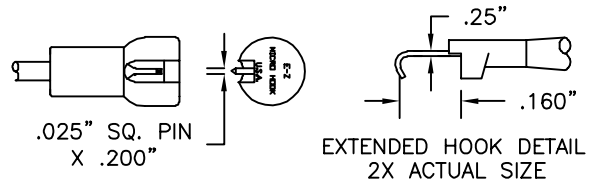
Note: Add -NM after part number to indicate non-magnetic XM hook. (ex. XM-NM-color).

XM MICRO HOOK WITH .025" SQUARE PIN

| Part Number | Description |
|---------------------|--------------------------|
| XM25-(color) | XM with .025" Square Pin |

Construction: Identical to standard XM model except a one-piece gold-plated beryllium copper blade forms hook, conductor and .025" (.635mm) square pin. Pin is accessible through lead exit slot in plunger and permits connection to .025" square or .030" round sockets.

E-Z-Hook lead options: Use with .025" or .030" socket patch cords on pages 52-53.



XM HIGH TEMPERATURE

| Part Number | Description |
|--------------------|-----------------------------|
| XMX-(color) | High Temperature Micro-Hook |

Construction: Identical to standard XM model except body and plunger are molded of mineral reinforced nylon for maximum temperature of 150°C (300°F) over short time cycles. Over extended time periods, maximum temperature is 122°C (250°F). Resistant to a wide variety of oils, solvents and chemicals.

Colors: Black and white.

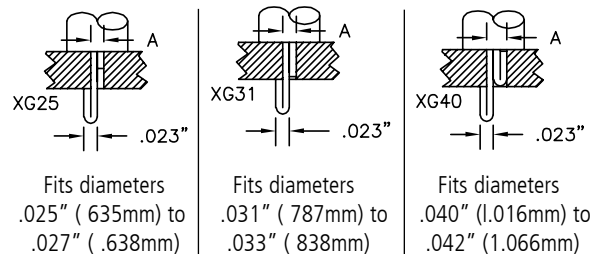
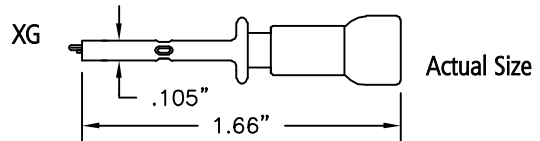

XM MICRO HOOK WITH .025" SQUARE PIN, STAINLESS STEEL

| Part Number | Description |
|-----------------------|---|
| XM25SS-(color) | XM with .025" Square Pin, Stainless Steel |

Construction: Identical to XM25 model except blade is stainless steel.

E-Z MICRO-LOCK HOOK: XG

| Part Number | For PC Board Hole Diameters | Dimensions A |
|---------------------|-----------------------------|--------------|
| XG25-(color) | .025" (.635mm) | .023" |
| | .027" (.686mm) | (.584mm) |
| XG31-(color) | .031" (.787mm) | .028" |
| | .033" (.838mm) | (.711mm) |
| XG40-(color) | .040" (1.016mm) | .034" |
| | .042" (1.066mm) | (.863mm) |



Construction: One-piece beryllium copper, gold-plated conductor and closed-design hook in 3 sizes to fit specific PC board holes. See part number box above. Durable nylon body and plunger. Stainless steel compression coil spring provides approximately 8 ounces (227 grams) contact pressure.

Colors: Available in 10 colors. See inside back cover for details.

The E-Z-Micro-Lock XG series test connectors are designed to slip into plated-through PC board test point holes and lock onto the board freeing your hands and providing a safe, sure, short-free test connection. Available in 3 sizes to fit holes ranging from .025" (.635mm) to .042" (1.066mm) diameters.

E-Z MICRO-HOOK: XKM DOUBLE GRIPPER

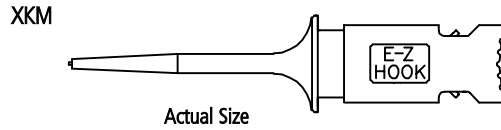
| Part Number | Description |
|-------------|--------------------------|
| XKM-(color) | E-Z-Micro Double Gripper |

Standard construction:


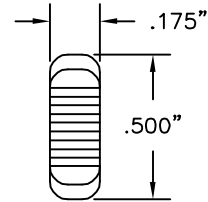
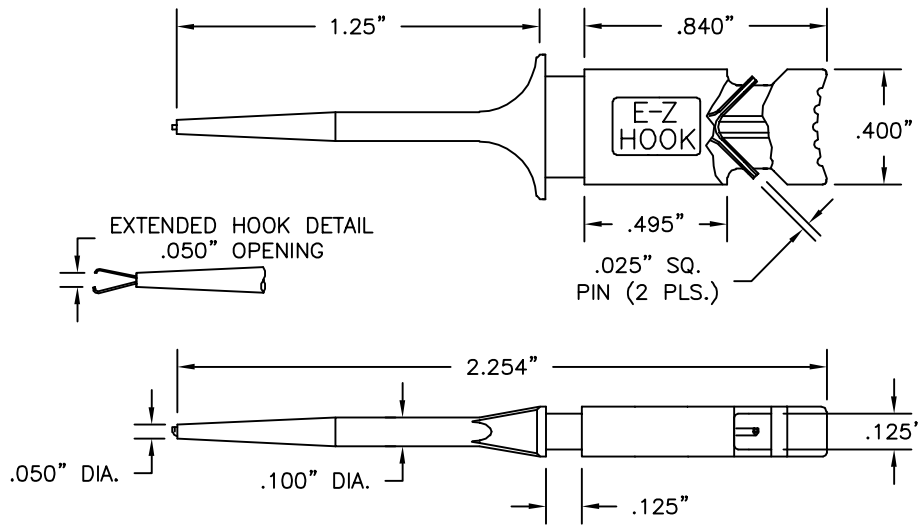
Body and plunger are molded in durable nylon. Contact blade is made of stainless steel. Blade is formed into two hooks and two .025" square pins. Square pins exit plunger on either side and permit connection to .025" square or .030" diameter sockets. Compression spring is made of stainless steel.

Colors: Available in 10 standard colors. See inside back cover for details.

E-Z-Hook lead options: Use with .025" or .030" socket patch cords on pages 52-53.



The double gripper is designed for hard to make test connections of varying sizes and shapes. The double hooks assure a solid contact with easy-to-use spring loaded design. The narrow nose configuration is ideal for side-by-side stacking of the test connectors.



HOOKS

E-Z MICRO-HOOK: XK DOUBLE GRIPPER

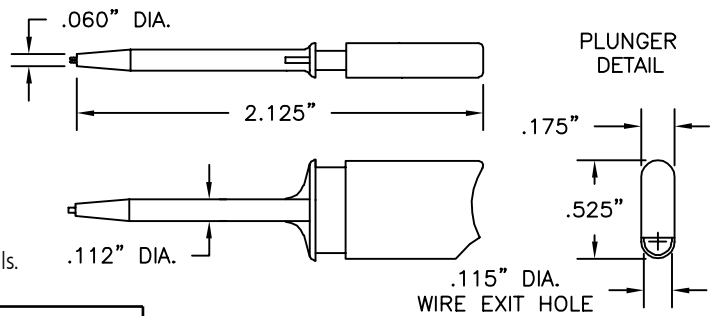
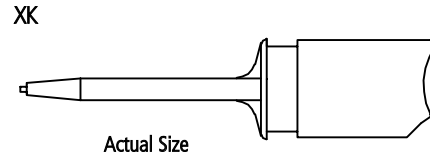
The double gripper is designed for hard to make test connections of varying sizes and shapes. The narrow configuration allows stacking of the test connectors side by side for high density IC packages.

| Part Number | Description |
|-------------|---------------------------|
| XK-(color) | Micro-Hook Double Gripper |

Standard Model Construction:

Durable nylon body and plunger. Two contact blades of gold-plated stainless steel are connected directly to lead wire. The two blades are retracted by a single stainless steel compression spring. All XKs purchased with factory installed leads (ex. AXK, 213XK) are made with stainless steel blades. Part is field serviceable (see page 1).

Colors: Available in 10 standard colors. See inside back cover for details.



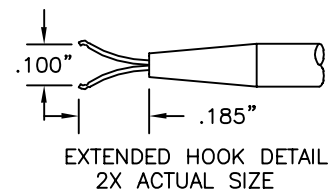
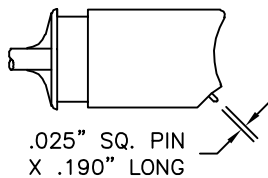
XK25SS MICRO-HOOK DOUBLE GRIPPER WITH .025" SQUARE PIN

| Part Number | Description |
|----------------|--------------------------|
| XK25SS-(color) | XK with .025" Square Pin |

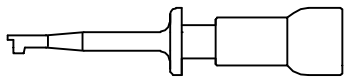
Construction:

Identical to standard XK model except a .025" square post is accessible through lead exit hole in plunger. Post is designed for easy snap-on connection to .025" (.635mm) square or .030" (.762mm) diameter patch cords.

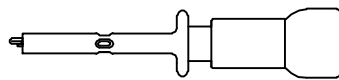
E-Z-Hook lead options: Use with .025" or .030" socket patch cords on pages 52-53.



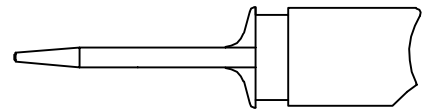
E-Z-MICRO-HOOK TEST LEADS: XM, XG & XK



MODEL XM



MODEL XG (Select XG25, XG31 or XG40)



MODEL XK

ALL MODELS AVAILABLE IN THE FOLLOWING TEST LEAD COMBINATIONS

Additional lead lengths, wire types, and custom leads are available upon request.

Standard wire for the following leads is 22 AWG PVC or 22 AWG coil cord, unless otherwise specified.

PLEASE SPECIFY LENGTH IN INCHES WHEN ORDERING

Ordering information:

PART NO. - WIRE LENGTH - COLOR (Example: 204XM-12-RED)

Standard lengths include:

| | | | |
|---------------|------|-----|-------|
| 3" | 8cm | 24" | 60cm |
| 6" | 15cm | 36" | 90cm |
| 12" | 30cm | 48" | 120cm |
| 18" | 45cm | 60" | 150cm |
| 48" Coil Cord | | | |

| COLOR CHART | |
|-------------|--------|
| Black | Green |
| Brown | Blue |
| Red | Violet |
| Orange | Gray |
| Yellow | White |

Test leads available in the above colors.

SETS & CUSTOM COLOR

Standard Sets:

R/B = 1 red, 1 black
 S = 1 each of 10 colors
 S(color) = 10 of one color
 S14 = Set of 10 solid, 4 kilo color*
 S16 = Set of 10 solid, 6 kilo color*
 (Ex. 204XM-12-S or 204XM-12-R/B)

Multi-color Unit:

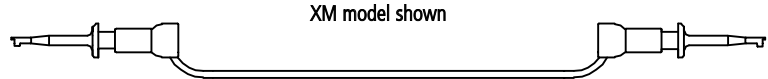
*See Kilo-Color Info on inside back cover.

HOOKS

MICRO-HOOK TO MICRO-HOOK JUMPER

22 AWG PVC WIRE

| Hook Model | Part Number |
|--|--------------------------|
| XM | 204XM-(length)-(color) |
| XK | 204XK-(length)-(color) |
| XG (25,31,or 40) | 204XG25-(length)-(color) |
| Coil cord, add C after part no. (Ex. 204XMC) | |



MICRO-HOOK: See selected model style.

28 AWG PVC WIRE

| Hook Model | Part Number |
|------------------|--------------------------|
| XM | 704XM-(length)-(color) |
| XK | 704XK-(length)-(color) |
| XG (25,31,or 40) | 704XG25-(length)-(color) |

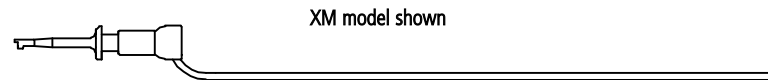
24 AWG TEFLON WIRE

| Hook Model | Part Number |
|------------------|--------------------------|
| XM | 304XM-(length)-(color) |
| XK | 304XK-(length)-(color) |
| XG (25,31,or 40) | 304XG25-(length)-(color) |

MICRO-HOOK TO LEAD ONLY . . . NO INTERFACE

22 AWG PVC WIRE

| Hook Model | Part Number |
|--|--------------------------|
| XM | 213XM-(length)-(color) |
| XK | 213XK-(length)-(color) |
| XG (25,31,or 40) | 213XG25-(length)-(color) |
| Coil cord, add C after part no. (Ex. 213XMC) | |



MICRO-HOOK: See selected model style.

28 AWG PVC WIRE

| Hook Model | Part Number |
|------------------|--------------------------|
| XM | 713XM-(length)-(color) |
| XK | 713XK-(length)-(color) |
| XG (25,31,or 40) | 713XG25-(length)-(color) |

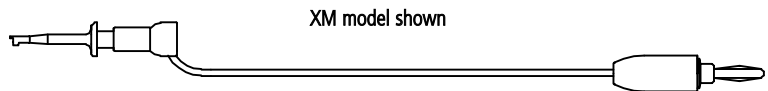
24 AWG TEFLON WIRE

| Hook Model | Part Number |
|------------------|--------------------------|
| XM | 313XM-(length)-(color) |
| XK | 313XK-(length)-(color) |
| XG (25,31,or 40) | 313XG25-(length)-(color) |

MICRO-HOOK TO STANDARD BANANA PLUG

22 AWG PVC WIRE

| Hook Model | Part Number |
|--|------------------------|
| XM | BXM-(length)-(color) |
| XK | BXK-(length)-(color) |
| XG (25,31,or 40) | BXG25-(length)-(color) |
| Coil cord, add C after part no. (Ex. BXMC) | |



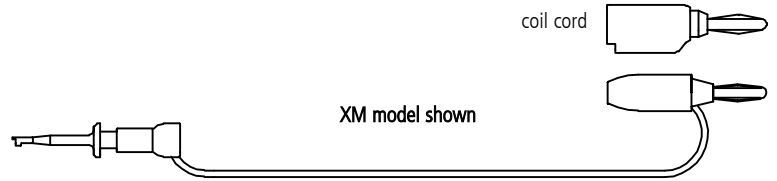
MICRO-HOOK: See selected model style.
 STANDARD BANANA PLUG: See Part No. 9202.

E-Z-MICRO-HOOK TEST LEADS

MICRO-HOOK TO STACKING BANANA PLUG

22 AWG PVC WIRE

| Hook Model | Part Number |
|--|--------------------------|
| XM | 201XM-(length)-(color) |
| XK | 201XK-(length)-(color) |
| XG (25,31,or 40) | 201XG25-(length)-(color) |
| Coil cord, add C after part no. (Ex. 201XMC) | |



XM model shown

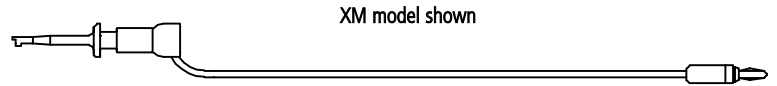
MICRO-HOOK: See selected model style.

STACKING BANANA PLUG: See Part No. 9203 for 22 awg and part no. 9260 for coil cord

MICRO-HOOK TO MINIATURE BANANA PLUG

22 AWG PVC WIRE

| Hook Model | Part Number |
|--|------------------------|
| XM | CXM-(length)-(color) |
| XK | CXK-(length)-(color) |
| XG (25,31,or 40) | CXG25-(length)-(color) |
| Coil cord, add C after part no. (Ex. CXMC) | |



XM model shown

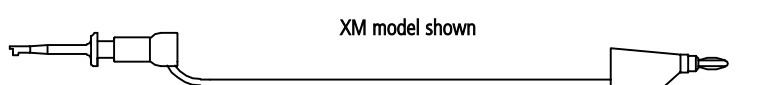
MICRO-HOOK: See selected model style.

STANDARD BANANA PLUG: See Part No. 9213.

MICRO-HOOK TO STACKING MINIATURE BANANA PLUG

22 AWG PVC WIRE

| Hook Model | Part Number |
|--|--------------------------|
| XM | 216XM-(length)-(color) |
| XK | 216XK-(length)-(color) |
| XG (25,31,or 40) | 216XG25-(length)-(color) |
| Coil cord, add C after part no. (Ex. 216XMC) | |



XM model shown

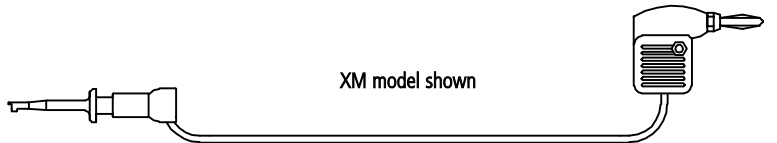
MICRO-HOOK: See selected model style.

STACKING MINI BANANA PLUG: See Part No. 9261.

MICRO-HOOK TO METER BANANA PLUG

22 AWG PVC WIRE

| Hook Model | Part Number |
|--|--------------------------|
| XM | 205XM-(length)-(color) |
| XK | 205XK-(length)-(color) |
| XG (25,31,or 40) | 205XG25-(length)-(color) |
| Coil cord, add C after part no. (Ex. 205XMC) | |



XM model shown

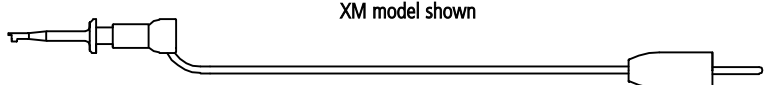
MICRO-HOOK: See selected model style.

METER BANANA PLUG: See Part No. 9206.

MICRO-HOOK TO .080" (2.03mm) PIN PLUG

22 AWG PVC WIRE

| Hook Model | Part Number |
|--|------------------------|
| XM | AXM-(length)-(color) |
| XK | AXK-(length)-(color) |
| XG (25,31,or 40) | AXG25-(length)-(color) |
| Coil cord, add C after part no. (Ex. AXMC) | |



XM model shown


MICRO-HOOK: See selected model style.

.080" (2.03mm) PIN PLUG: See Part No. 9201.

MICRO-HOOK TO STACKING .080" (2.03mm) PIN PLUG

22 AWG PVC WIRE

| Hook Model | Part Number |
|--|--------------------------|
| XM | 202XM-(length)-(color) |
| XK | 202XK-(length)-(color) |
| XG (25,31,or 40) | 202XG25-(length)-(color) |
| Coil cord, add C after part no. (Ex. 202XMC) | |



XM model shown


MICRO-HOOK: See selected model style.

STACKING .080" (2.03mm) PIN PLUG: See Part No. 9204 for 22 awg and part no. 9259 for coil cord

MICRO-HOOK .080" (2.03mm) METER PIN PLUG

22 AWG PVC WIRE

| Hook Model | Part Number |
|--|--------------------------|
| XM | 206XM-(length)-(color) |
| XK | 206XK-(length)-(color) |
| XG (25,31,or 40) | 206XG25-(length)-(color) |
| Coil cord, add C after part no. (Ex. 206XMC) | |



XM model shown

MICRO-HOOK: See selected model style.

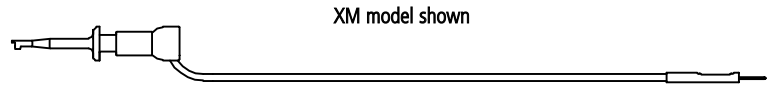
.080" METER PIN PLUG: See Part No. 9207.

E-Z-MICRO-HOOK TEST LEADS

MICRO-HOOK TO .025" (.635mm) SQUARE PIN PLUG

22 AWG PVC WIRE

| Hook Model | Part Number |
|--|--------------------------|
| XM | 230XM-(length)-(color) |
| XK | 230XK-(length)-(color) |
| XG (25,31,or 40) | 230XG25-(length)-(color) |
| Coil cord, add C after part no. (Ex. 230XMC) | |



XM model shown

MICRO-HOOK: See selected model style.
.025" (.635mm) SQUARE PIN PLUG: See Part No. 9265.


28 AWG PVC WIRE

| Hook Model | Part Number |
|------------------|--------------------------|
| XM | 730XM-(length)-(color) |
| XK | 730XK-(length)-(color) |
| XG (25,31,or 40) | 730XG25-(length)-(color) |

MICRO-HOOK TO STANDARD BANANA SOCKET

22 AWG PVC WIRE

| Hook Model | Part Number |
|--|--------------------------|
| XM | 210XM-(length)-(color) |
| XK | 210XK-(length)-(color) |
| XG (25,31,or 40) | 210XG25-(length)-(color) |
| Coil cord, add C after part no. (Ex. 210XMC) | |




XM model shown

MICRO-HOOK: See selected model style.
STANDARD BANANA SOCKET: See Part No. 9210.

MICRO-HOOK TO STANDARD .080" (2.03mm) TIP SOCKET

22 AWG PVC WIRE

| Hook Model | Part Number |
|--|--------------------------|
| XM | 211XM-(length)-(color) |
| XK | 211XK-(length)-(color) |
| XG (25,31,or 40) | 211XG25-(length)-(color) |
| Coil cord, add C after part no. (Ex. 211XMC) | |




XM model shown

MICRO-HOOK: See selected model style.
.080" (2.03mm) TIP SOCKET: See Part No. 9211.

MICRO-HOOK TO .025" (.635mm) SQUARE SOCKET

22 AWG PVC WIRE

| Hook Model | Part Number |
|--|--------------------------|
| XM | 203XM-(length)-(color) |
| XK | 203XK-(length)-(color) |
| XG (25,31,or 40) | 203XG25-(length)-(color) |
| Coil cord, add C after part no. (Ex. 203XMC) | |



XM model shown

MICRO-HOOK: See selected model style.
.025" (.635mm) SQUARE SOCKET: See Part No. 9205.


28 AWG PVC WIRE

| Hook Model | Part Number |
|------------------|--------------------------|
| XM | 703XM-(length)-(color) |
| XK | 703XK-(length)-(color) |
| XG (25,31,or 40) | 703XG25-(length)-(color) |

MICRO-HOOK TO FEMALE 6-32 THREAD

22 AWG PVC WIRE

| Hook Model | Part Number |
|--|--------------------------|
| XM | 212XM-(length)-(color) |
| XK | 212XK-(length)-(color) |
| XG (25,31,or 40) | 212XG25-(length)-(color) |
| Coil cord, add C after part no. (Ex. 212XMC) | |




XM model shown

MICRO-HOOK: See selected model style.
FEMALE 6-32 THREAD SOCKET: See Part No. 9212.

MICRO-HOOK TO STANDARD ALLIGATOR CLIP

22 AWG PVC WIRE

| Hook Model | Part Number |
|--|--------------------------|
| XM | 219XM-(length)-(color) |
| XK | 219XK-(length)-(color) |
| XG (25,31,or 40) | 219XG25-(length)-(color) |
| Coil cord, add C after part no. (Ex. 219XMC) | |



XM model shown

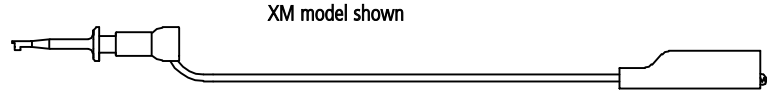
MICRO-HOOK: See selected model style.
STANDARD ALLIGATOR CLIP: See Part No. 9274.

E-Z-MICRO-HOOK TEST LEADS

MICRO-HOOK TO MINIATURE ALLIGATOR CLIP

22 AWG PVC WIRE

| Hook Model | Part Number |
|--|----------------------------------|
| XM | 229XM -(length)-(color) |
| XK | 229XK -(length)-(color) |
| XG (25,31,or 40) | 229XG25 -(length)-(color) |
| Coil cord, add C after part no. (Ex. 229XMC) | |

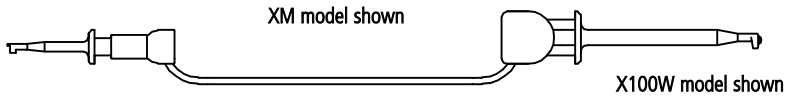


MICRO-HOOK: See selected model style.
MINIATURE ALLIGATOR CLIP: See Part No. 9275.

MICRO-HOOK TO MINI-HOOK X100W or XL1 JUMPER

22 AWG PVC WIRE

| Hook Model | Part Number | Term. Connector |
|---|---------------------------------|-----------------|
| XM | 220W (length)-(color) | X100W |
| XM | 220XL1 -(length)-(color) | XL1 |
| Coil cord, add C after part no. (Ex. 220WC) | | |

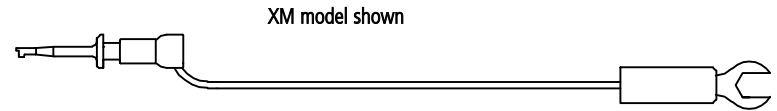


MICRO-HOOK: See Part No. XM.
MINI-HOOK: See Part No. X100W or XL1

MICRO-HOOK TO .250" (6.35mm) INSULATED SPADE LUG

22 AWG PVC WIRE

| Hook Model | Part Number |
|--|----------------------------------|
| XM | 208XM -(length)-(color) |
| XK | 208XK -(length)-(color) |
| XG (25,31,or 40) | 208XG25 -(length)-(color) |
| Coil cord, add C after part no. (Ex. 208XMC) | |

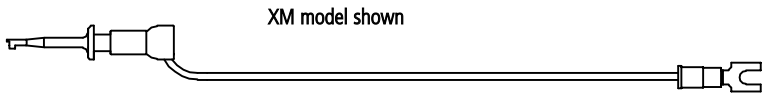


MICRO-HOOK: See selected model style.
.250" (6.35mm) INSULATED SPADE LUG: See Part No. 9208.

MICRO-HOOK TO .140" (3.57mm) INSULATED SPADE LUG

22 AWG PVC WIRE

| Hook Model | Part Number |
|--|----------------------------------|
| XM | 209XM -(length)-(color) |
| XK | 209XK -(length)-(color) |
| XG (25,31,or 40) | 209XG25 -(length)-(color) |
| Coil cord, add C after part no. (Ex. 209XMC) | |

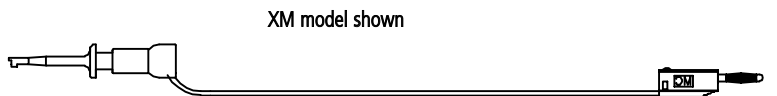


MICRO-HOOK: See selected model style.
.140" (3.57mm) INSULATED SPADE LUG: See Part No. 9209.

MICRO-HOOK TO 2mm STACKING BANANA PLUG

28 AWG PVC WIRE

| Hook Model | Part Number |
|------------|--------------------------------|
| XM | 718XM -(length)-(color) |



MICRO-HOOK: See selected model style.
2mm STACKING BANANA PLUG:

E-Z-MINI-HOOK: X100W

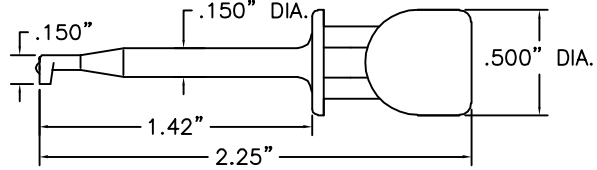
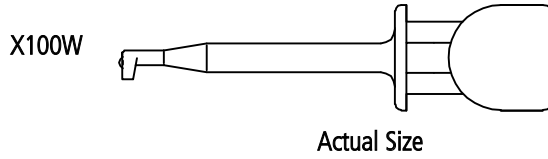
| Part Number | Description |
|---------------|--------------------------|
| X100W-(color) | Mini-Hook Test Connector |

Standard Construction:

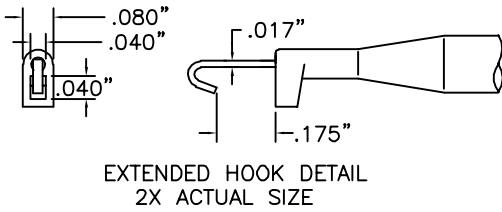
Durable nylon body and plunger. One-piece, gold-plated beryllium copper conductor and hook. Tip design permits hook up vertically or horizontally. Hook fits over component leads up to .040" (1.016mm) diameter. Stainless steel compression coil spring provides approximately 12 ounces (340 grams) contact pressure.

Part is field serviceable (see page 1).

Colors: Available in 10 colors. See inside back cover for details.

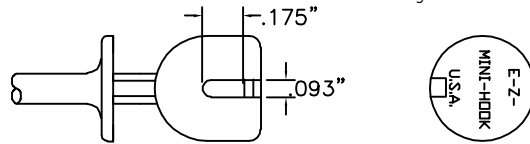


STANDARD SQUARE HOLE TIP



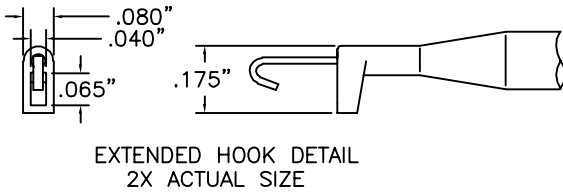
STANDARD PLUNGER

Plunger with lead exit hole detail



HOOKS

X100W RECTANGULAR HOLE TIP



| Part Number | Description |
|----------------|--------------------------------|
| X100W2-(color) | Rectangular Hole Tip Mini Hook |

Construction: Identical to standard X100W model except tip has been extended to provide .065" x .040" hole for vertical connection over rectangular wire wrapped pins.



X100W NON-MAGNETIC

| Part Number | Description |
|------------------|--------------|
| X100W-NM-(color) | Non-Magnetic |

Construction: Identical to standard X100W model, except spring is non-magnetic.

Note: Add -NM after any X100W style part number to indicate non-magnetic X100W hook.

X100W HIGH TEMPERATURE MODELS

| Part Number | Description |
|----------------|----------------------------|
| X100WX-(color) | High Temperature Mini-Hook |

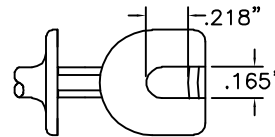
Construction: Identical to standard X100W model except body and plunger are molded of mineral reinforced nylon for maximum temperature of 150°C (300°F) over short time cycles. Over extended time periods, maximum temperature is 122°C (250°F). Resistant to a wide variety of oils, solvents and chemicals.

| Part Number | Description |
|-----------------|----------------------------|
| X100WXH-(color) | High Temperature Mini-Hook |

Construction: Identical to standard X100W model except body and plunger are molded of glass reinforced nylon for maximum temperature of 175°C (350°F) over short time cycles. Over extended time periods, maximum temperature is 150°C (300°F). Resistant to a wide variety of oils, solvents and chemicals.

Colors: Black and white.

X100W PLUNGER FOR HEAVY LEAD WIRE



| Part Number | Description |
|-----------------|--|
| X100WA-(color) | Heavy Lead Plunger, Square Hole Tip |
| X100W2A-(color) | Heavy Lead Plunger, Rectangular Hole Tip |

Construction: Identical to standard X100W model except lead exit hole in plunger has been increased to .165" (4.19mm) wide to accommodate heavier gauge lead wires.

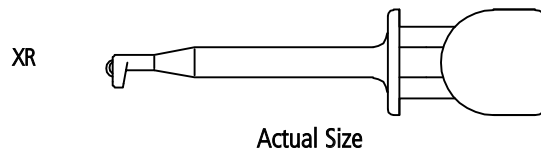
E-Z-MINI-HOOK: XR

| Part Number | Description |
|-------------|-----------------------------|
| XR-(Color) | Mini-Hook XR Test Connector |

Standard Model Construction:

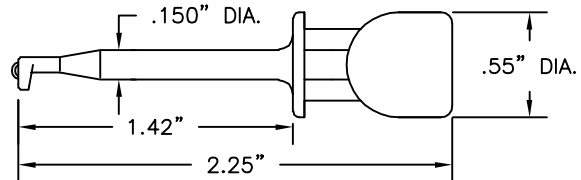
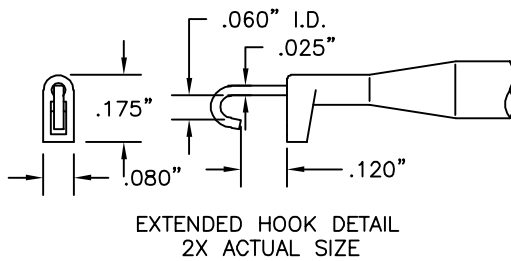
Body and plunger made of durable nylon. One-piece beryllium copper, Gold-plated conductor and hook. Contact thickness of hook is .025" (.635mm). Hook fits over component leads up to .059" (1.5mm) diameter. The hook is insulated to a single contact point to assure accurate readings. Stainless steel compression coil spring provides approximately 12 ounces (340 grams) contact pressure. Part is field serviceable (See page 1).

Colors: Available in 10 colors. See inside back cover for details.

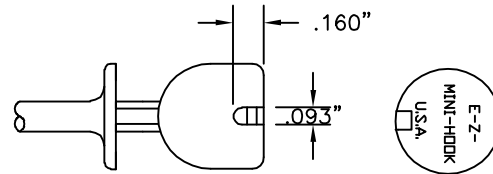


The mid-size XR hook bridges the gap between the general purpose X100W and the macro-hook XH model. The hook thickness has been increased for added strength and durability and widened to fit over larger components.

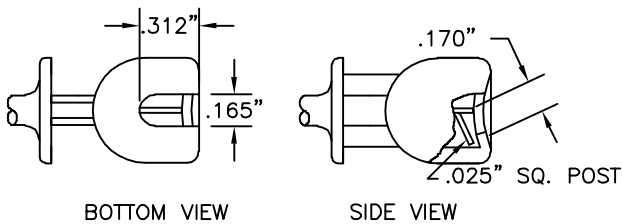
STANDARD RECTANGULAR HOLE TIP



STANDARD PLUNGER



XR25 WITH .025" SQUARE PIN



| Part Number | Description |
|--------------|------------------------------------|
| XR25-(color) | Mini-Hook XR with .025" Square Pin |

Construction: Identical to standard XR model except a square post is accessible through lead exit hole in plunger. Post is designed for easy snap-on connection to .025" (.635mm) square or .030" (.762mm) diameter patch cords.

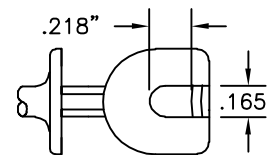
E-Z-Hook lead options: Use with .025" or .030" socket patch cords on pages 52-53.

XR WITH HEAVY SPRING

| Part Number | Description |
|-------------|--------------------------------|
| XRZ-(color) | Mini-Hook XR with Heavy Spring |

Construction: Identical to standard XR model except stainless steel compression coil spring provides approximately 27 ounces (765 grams) contact pressure.

XR WITH PLUNGER FOR HEAVY LEAD WIRE



| Part Number | Description |
|-------------|----------------------------------|
| XRA-(color) | Mini-Hook XR for Heavy Lead Wire |

Construction: Identical to standard XR model except lead exit hole in plunger has been increased to .165" (4.19mm) to accommodate heavier gauge lead wires.

XR NON-MAGNETIC

| Part Number | Description |
|-----------------|----------------------------------|
| XR-NM-(color) | Non-Magnetic XR |
| XR25-NM-(color) | Non-Magnetic .025" Square Pin XR |
| XRA-NM-(color) | Non-Magnetic Heavy Lead XR |


Construction: Identical to standard XR model except spring is non-magnetic.

Note: Add -NM after any XR style part number to indicate non-magnetic XR hook. (ex. XR -NM - color).

E-Z-MINI-HOOK: XL1

| Part Number | Description |
|-------------|--------------------------|
| XL1-(color) | Mini-Hook Test Connector |

XL1



Actual Size

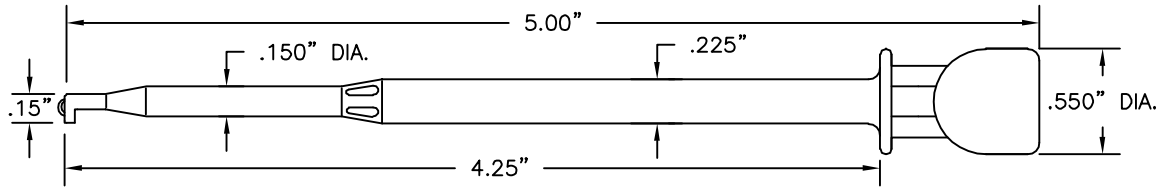
Standard Model Construction:

Durable nylon body and plunger.

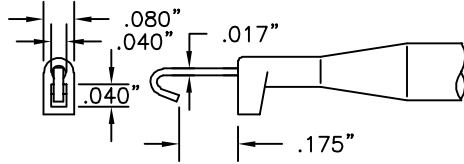
Body is 5" (127mm) long to reach through wiring nest up to 4" (101.6mm) deep. One-piece, gold-plated beryllium copper conductor and hook. Hook fits over component leads up to .040" (1.016mm) diameter. Square hole tip design permits easy hook up either vertically or horizontally. Stainless steel compression coil spring provides approximately 12 ounces (340 grams) contact pressure.

Part is field serviceable (see page 1).

Colors: Available in 10 colors. See inside back cover for details.

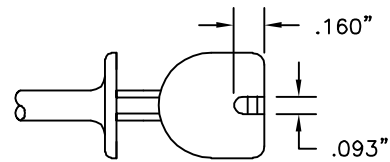


STANDARD SQUARE HOLE TIP



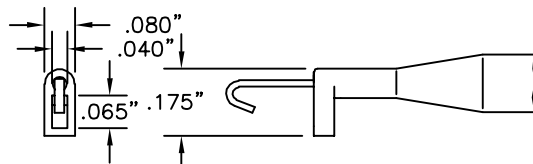
EXTENDED HOOK DETAIL
2X ACTUAL SIZE

STANDARD PLUNGER



XL1 RECTANGULAR HOLE TIP

| Part Number | Description |
|-------------|--------------------------------|
| XL2-(color) | Rectangular Hole Tip Mini-Hook |



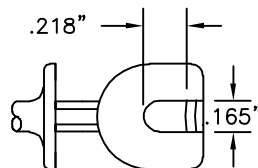
EXTENDED HOOK DETAIL
2X ACTUAL SIZE

Construction: Identical to standard XL1 model except tip has been extended to provide .065" x .040" hole for vertical connection over rectangular wire wrapped pins.



XL1 PLUNGER FOR HEAVY LEAD WIRE

| Part Number | Description |
|--------------|--------------------------------------|
| XL1A-(color) | Heavy Lead, Sq. Hole Tip Mini-Hook |
| XL2A-(color) | Heavy Lead, Rect. Hole Tip Mini-Hook |



Construction: Identical to standard XL1 model except lead exit hole in plunger has been increased to .165" (4.19mm) to accommodate heavier gauge lead wires.

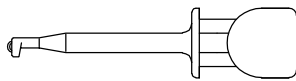
XL1 NON-MAGNETIC

Construction: Identical to standard XL1 model except spring is non-magnetic.

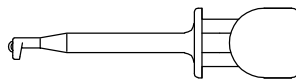
Note: Add -NM after any XL style part number to indicate non-magnetic XL hook. (ex. XL1 -NM - color).

| Part Number | Description |
|-----------------|---|
| XL1-NM-(color) | Non-Magnetic, Square Tip |
| XL2-NM-(color) | Non-Magnetic, Rectangular Tip |
| XL1A-NM-(color) | Non-Magnetic, Heavy Lead, Square Tip |
| XL2A-NM-(color) | Non-Magnetic, Heavy Lead, Rectangular Tip |


E-Z-MINI-HOOK TEST LEADS: X100W, XR & XL1



MODEL X100W



MODEL XR



MODEL XL1

ALL MODELS AVAILABLE IN THE FOLLOWING TEST LEAD COMBINATIONS

Additional lead lengths, wire types, and custom leads are available upon request.

Standard wire for the following leads is 22 AWG PVC or 22 AWG coil cord, unless otherwise shown.

PLEASE SPECIFY LENGTH IN INCHES WHEN ORDERING

Ordering information:

PART NO. - WIRE LENGTH - COLOR (Example: 204XR-12-RED)

Standard lengths include:

| | | | |
|---------------|------|-----|-------|
| 3" | 8cm | 24" | 60cm |
| 6" | 15cm | 36" | 90cm |
| 12" | 30cm | 48" | 120cm |
| 18" | 45cm | 60" | 150cm |
| 48" Coil Cord | | | |

COLOR CHART

| | |
|--------|--------|
| Black | Green |
| Brown | Blue |
| Red | Violet |
| Orange | Gray |
| Yellow | White |

Test leads available in the above colors.

SETS & CUSTOM COLOR

Standard Sets:

- R/B = 1 red, 1 black
- S = 1 each of 10 colors
- S(color) = 10 of one color
- S14 = Set of 10 solid, 4 kilo color*
- S16 = Set of 10 solid, 6 kilo color* (Ex. 204W-12-S or 204W-12-R/B)

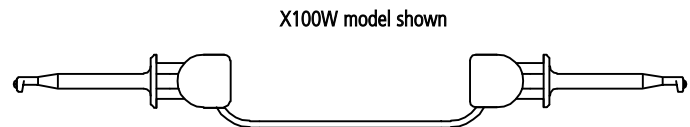
Multi-color Unit:

*See Kilo-Color Info on inside back cover.

MINI-HOOK TO MINI-HOOK JUMPER

22 AWG PVC WIRE

| Hook Model | Part Number |
|--|-------------------------|
| X100W | 204W-(length)-(color) |
| XR | 204XR-(length)-(color) |
| XL1 | 204XL1-(length)-(color) |
| Coil cord, add C after part no. (Ex. 204XRC) | |



X100W model shown

MINI-HOOK: See selected model style.

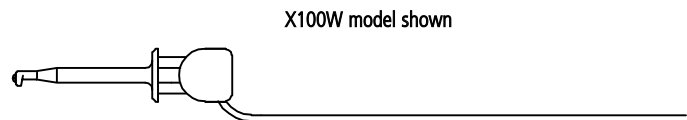
24 AWG TEFLON WIRE

| Hook Model | Part Number |
|------------|-------------------------|
| X100W | 304W-(length)-(color) |
| XR | 304XR-(length)-(color) |
| XL1 | 304XL1-(length)-(color) |

MINI-HOOK TO LEAD ONLY . . . NO INTERFACE

22 AWG PVC WIRE

| Hook Model | Part Number |
|---|-------------------------|
| X100W | 213W-(length)-(color) |
| XR | 213XR-(length)-(color) |
| XL1 | 213XL1-(length)-(color) |
| Coil cord, add C after part no. (Ex. 213XL1C) | |



X100W model shown

MINI-HOOK: See selected model style.

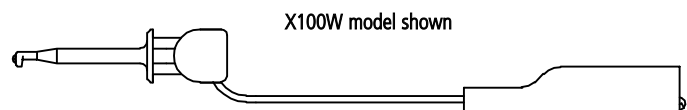
24 AWG TEFLON WIRE

| Hook Model | Part Number |
|------------|-------------------------|
| X100W | 313W-(length)-(color) |
| XR | 313XR-(length)-(color) |
| XL1 | 313XL1-(length)-(color) |

MINI-HOOK TO STANDARD ALLIGATOR CLIP

22 AWG PVC WIRE

| Hook Model | Part Number |
|--|-------------------------|
| X100W | 219W-(length)-(color) |
| XR | 219XR-(length)-(color) |
| XL1 | 219XL1-(length)-(color) |
| Coil cord, add C after part no. (Ex. 219XRC) | |



X100W model shown

MINI-HOOK: See selected model style.

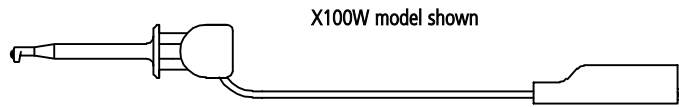
STANDARD ALLIGATOR CLIP: See Part No. 9274.

E-Z-MINI-HOOK TEST LEADS

MINI-HOOK TO MINIATURE ALLIGATOR CLIP

22 AWG PVC WIRE

| Hook Model | Part Number |
|---|---------------------------------|
| X100W | 229W -(length)-(color) |
| XR | 229XR -(length)-(color) |
| XL1 | 229XL1 -(length)-(color) |
| Coil cord, add C after part no. (Ex. 229XL1C) | |

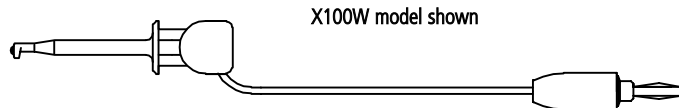


MINI-HOOK: See selected model style.
MINIATURE ALLIGATOR CLIP: See Part No. 9275.

MINI-HOOK TO STANDARD BANANA PLUG

22 AWG PVC WIRE

| Hook Model | Part Number |
|---|-------------------------------|
| X100W | BX1W -(length)-(color) |
| XR | BXR -(length)-(color) |
| XL1 | BXL1 -(length)-(color) |
| Coil cord, add C after part no. (Ex. BXL1C) | |

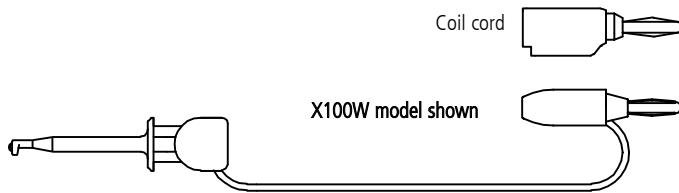


MINI-HOOK: See selected model style.
STANDARD BANANA PLUG: See Part No. 9202.

MINI-HOOK TO STACKING STANDARD BANANA PLUG

22 AWG PVC WIRE

| Hook Model | Part Number |
|---|---------------------------------|
| X100W | 201W -(length)-(color) |
| XR | 201XR -(length)-(color) |
| XL1 | 201XL1 -(length)-(color) |
| Coil cord, add C after part no. (Ex. 201WC) | |

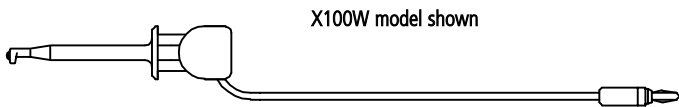


MINI-HOOK: See selected model style.
STACKING STANDARD BANANA PLUG: See Part No. 9203 for 22 awg wire and part no. 9260 for coil cord.

MINI-HOOK TO MINIATURE BANANA PLUG

22 AWG PVC WIRE

| Hook Model | Part Number |
|--|-------------------------------|
| X100W | CX1W -(length)-(color) |
| XR | CXR -(length)-(color) |
| XL1 | CXL1 -(length)-(color) |
| Coil cord, add C after part no. (Ex. CXRC) | |

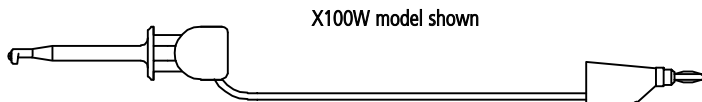


MINI-HOOK: See selected model style.
MINIATURE BANANA PLUG: See Part No. 9213.

MINI-HOOK TO STACKING MINIATURE BANANA PLUG

22 AWG PVC WIRE

| Hook Model | Part Number |
|---|---------------------------------|
| X100W | 216W -(length)-(color) |
| XR | 216XR -(length)-(color) |
| XL1 | 216XL1 -(length)-(color) |
| Coil cord, add C after part no. (Ex. 216WC) | |

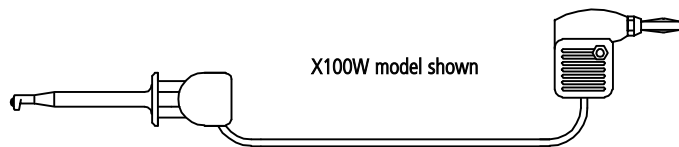


MINI-HOOK: See selected model style.
STACKING MINIATURE BANANA PLUG: See Part No. 9261.

MINI-HOOK TO METER BANANA PLUG

22 AWG PVC WIRE

| Hook Model | Part Number |
|---|---------------------------------|
| X100W | 205W -(length)-(color) |
| XR | 205XR -(length)-(color) |
| XL1 | 205XL1 -(length)-(color) |
| Coil cord, add C after part no. (Ex. 205XL1C) | |

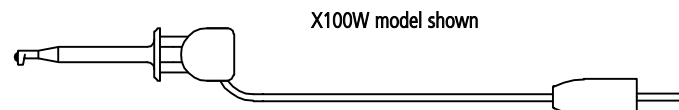


MINI-HOOK: See selected model style.
METER BANANA PLUG: See Part No. 9206.

MINI-HOOK TO .080" (2.03mm) PIN PLUG

22 AWG PVC WIRE

| Hook Model | Part Number |
|--|-------------------------------|
| X100W | AX1W -(length)-(color) |
| XR | AXR -(length)-(color) |
| XL1 | AXL1 -(length)-(color) |
| Coil cord, add C after part no. (Ex. AXRC) | |



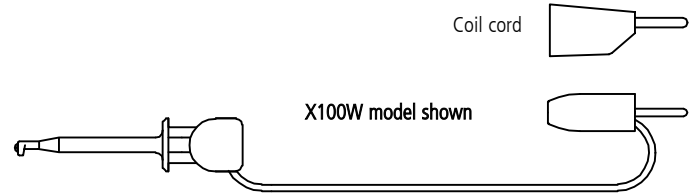
MINI-HOOK: See selected model style.
.080" PIN PLUG: See Part No. 9201.

E-Z-MINI-HOOK TEST LEADS

MINI-HOOK TO .080" (2.03mm) STACKING PIN PLUG

22 AWG PVC WIRE

| Hook Model | Part Number |
|---|-------------------------|
| X100W | 202W-(length)-(color) |
| XR | 202XR-(length)-(color) |
| XL1 | 202XL1-(length)-(color) |
| Coil cord, add C after part no. (Ex. 202WC) | |



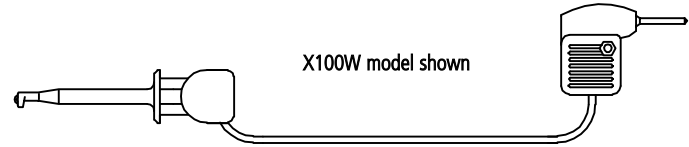
MINI-HOOK: See selected model style.

STACKING .080" PIN PLUG: See Part No. 9204 for 22 awg and part no. 9259 for coil cord

MINI-HOOK TO .080" (2.3mm) METER PIN PLUG

22 AWG PVC WIRE

| Hook Model | Part Number |
|---|-------------------------|
| X100W | 206W-(length)-(color) |
| XR | 206XR-(length)-(color) |
| XL1 | 206XL1-(length)-(color) |
| Coil cord, add C after part no. (Ex. 206XL1C) | |



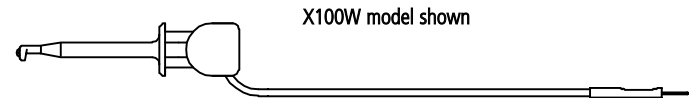
MINI-HOOK: See selected model style.

.080" METER PIN PLUG: See Part No. 9207

MINI-HOOK TO .025" (.635mm) SQUARE PIN PLUG

22 AWG PVC WIRE

| Hook Model | Part Number |
|---|-------------------------|
| X100W | 230W-(length)-(color) |
| XR | 230XR-(length)-(color) |
| XL1 | 230XL1-(length)-(color) |
| Coil cord, add C after part no. (Ex. 230XL1C) | |



MINI-HOOK: See selected model style.

.025" (.635mm) SQUARE PIN PLUG: See Part No. 9265.

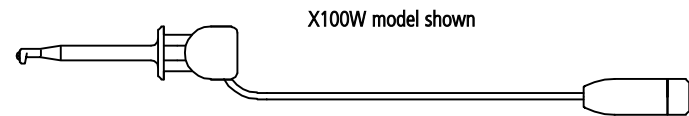
28 AWG PVC WIRE

| Hook Model | Part Number |
|------------|-------------------------|
| X100W | 730W-(length)-(color) |
| XR | 730XR-(length)-(color) |
| XL1 | 730XL1-(length)-(color) |

MINI-HOOK TO STANDARD BANANA SOCKET

22 AWG PVC WIRE

| Hook Model | Part Number |
|--|-------------------------|
| X100W | 210W-(length)-(color) |
| XR | 210XR-(length)-(color) |
| XL1 | 210XL1-(length)-(color) |
| Coil cord, add C after part no. (Ex. 210XRC) | |



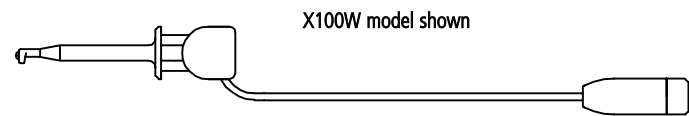
MINI-HOOK: See selected model style.

STANDARD BANANA SOCKET: See P/N 9210.

MINI-HOOK TO STANDARD .080" (2.03mm) TIP SOCKET

22 AWG PVC WIRE

| Hook Model | Part Number |
|---|-------------------------|
| X100W | 211W-(length)-(color) |
| XR | 211XR-(length)-(color) |
| XL1 | 211XL1-(length)-(color) |
| Coil cord, add C after part no. (Ex. 211XL1C) | |



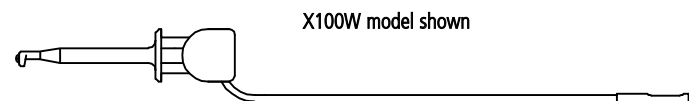
MINI-HOOK: See selected model style.

.080" (2.03mm) TIP SOCKET: See Part No. 9211.

MINI-HOOK TO .025" (.635mm) SQUARE SOCKET

22 AWG PVC WIRE

| Hook Model | Part Number |
|--|-------------------------|
| X100W | 203W-(length)-(color) |
| XR | 203XR-(length)-(color) |
| XL1 | 203XL1-(length)-(color) |
| Coil cord, add C after part no. (Ex. 203XRC) | |



MINI-HOOK: See selected model style.

.025" (.635mm) SQUARE SOCKET: See Part No. 9205.

24 AWG TEFLON WIRE

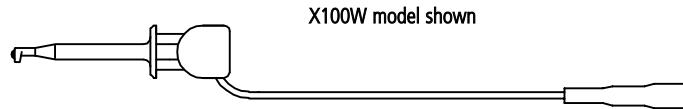
| Hook Model | Part Number |
|------------|-------------------------|
| X100W | 703W-(length)-(color) |
| XR | 703XR-(length)-(color) |
| XL1 | 703XL1-(length)-(color) |

E-Z-MINI-HOOK TEST LEADS

MINI-HOOK TO FEMALE 6-32 THREAD

22 AWG PVC WIRE

| Hook Model | Part Number |
|---|---------------------------------|
| X100W | 212W -(length)-(color) |
| XR | 212XR -(length)-(color) |
| XL1 | 212XL1 -(length)-(color) |
| Coil cord, add C after part no. (Ex. 212XL1C) | |

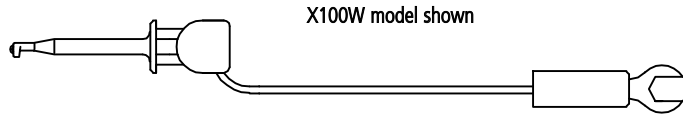


MINI-HOOK: See selected model style.
FEMALE 6-32 THREAD SOCKET: See Part No. 9212.

MINI-HOOK TO .250" (6.35mm) INSULATED SPADE LUG

22 AWG PVC WIRE

| Hook Model | Part Number |
|---|---------------------------------|
| X100W | 208W -(length)-(color) |
| XR | 208XR -(length)-(color) |
| XL1 | 208XL1 -(length)-(color) |
| Coil cord, add C after part no. (Ex. 208WC) | |

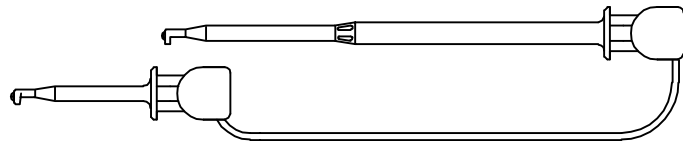


MINI-HOOK: See selected model style.
.250" (6.35mm) INSULATED SPADE LUG: See Part No. 9208

MINI-HOOK X100W TO MINI-HOOK XL1 JUMPER

22 AWG PVC WIRE

| Hook Model | Part Number |
|---|---------------------------------|
| XL1 to X100W | 221XL1 -(length)-(color) |
| Coil cord, add C after part no. (Ex. 221XL1C) | |



MINI-HOOK X100W: See Part No. X100W.
MINI-HOOK XL1: See Part No. XL1

E-Z-MINI-HOOK HEAVY DUTY TEST LEADS

Standard wire for the following leads is 18 AWG PVC or 20 AWG coil cord.

Additional lead lengths, wire types, and custom leads are available upon request.

Ordering information:

PART NO. - WIRE LENGTH - COLOR (Example: 604W-12-RED)

Standard lengths include:

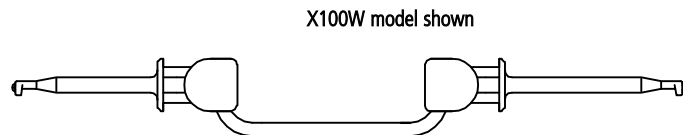
| | | | |
|---------------|------|-----|-------|
| 12" | 30cm | 36" | 90cm |
| 18" | 45cm | 48" | 120cm |
| 24" | 60cm | 60" | 150cm |
| 60" Coil Cord | | | |

PLEASE SPECIFY LENGTH IN INCHES WHEN ORDERING

MINI-HOOK WITH HEAVY DUTY LEAD TO MINI-HOOK X100WA JUMPER

18 AWG PVC WIRE

| Hook Model | Part Number |
|--|---------------------------------|
| X100W | 604W -(length)-(color) |
| XR | 604XR -(length)-(color) |
| XL1 | 604XL1 -(length)-(color) |
| Coil cord, add C after part no. (Ex. 604XRC) | |

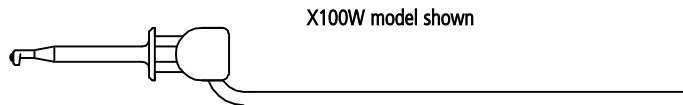


MINI-HOOK: See selected model style.

MINI-HOOK WITH HEAVY DUTY LEAD ONLY . . . NO INTERFACE

18 AWG PVC WIRE

| Hook Model | Part Number |
|---|---------------------------------|
| X100W | 613W -(length)-(color) |
| XR | 613XR -(length)-(color) |
| XL1 | 613XL1 -(length)-(color) |
| Coil cord, add C after part no. (Ex. 613WC) | |

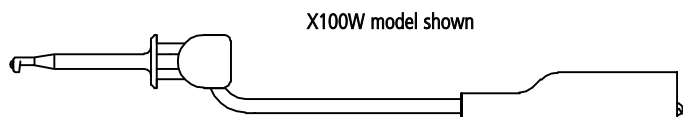


MINI-HOOK: See selected model style.

MINI-HOOK WITH HEAVY DUTY LEAD TO STANDARD ALLIGATOR CLIP

18 AWG PVC WIRE

| Hook Model | Part Number |
|--|---------------------------------|
| X100W | 619W -(length)-(color) |
| XR | 619XR -(length)-(color) |
| XL1 | 619XL1 -(length)-(color) |
| Coil cord, add C after part no. (Ex. 619XRC) | |



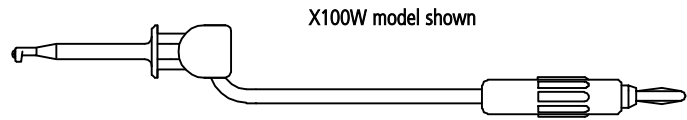
MINI-HOOK: See selected model style.
STANDARD ALLIGATOR CLIP: See Part No. 9274.

E-Z-MINI-HOOK HEAVY DUTY TEST LEADS

MINI-HOOK WITH HEAVY DUTY LEAD TO STANDARD BANANA PLUG

18 AWG PVC WIRE

| Hook Model | Part Number |
|---|---------------------------------|
| X100W | BX6W -(length)-(color) |
| XR | BX6XR -(length)-(color) |
| XL1 | BX6XL1 -(length)-(color) |
| Coil cord, add C after part no. (Ex. BXL1C) | |



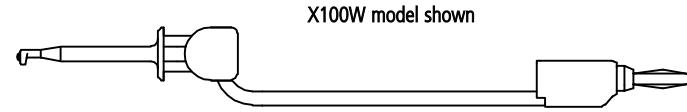
MINI-HOOK: See selected model style.

STANDARD BANANA PLUG: See Part No. 9214.

MINI-HOOK WITH HEAVY DUTY LEAD TO STACKING STANDARD BANANA PLUG

18 AWG PVC WIRE

| Hook Model | Part Number |
|---|---------------------------------|
| X100W | 601W -(length)-(color) |
| XR | 601XR -(length)-(color) |
| XL1 | 601XL1 -(length)-(color) |
| Coil cord, add C after part no. (Ex. 601WC) | |



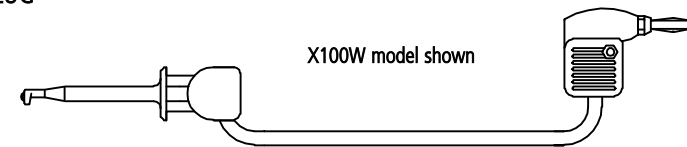
MINI-HOOK: See selected model style.

STACKING STANDARD BANANA PLUG: See Part No. 9260.

MINI-HOOK WITH HEAVY DUTY LEAD TO METER BANANA PLUG

18 AWG PVC WIRE

| Hook Model | Part Number |
|--|---------------------------------|
| X100W | 605W -(length)-(color) |
| XR | 605XR -(length)-(color) |
| XL1 | 605XL1 -(length)-(color) |
| Coil cord, add C after part no. (Ex. 605XRC) | |



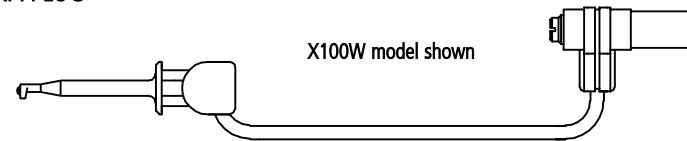
MINI-HOOK: See selected model style.

METER BANANA PLUG: See Part No. 9206.

MINI-HOOK TO SHROUDED RIGHT ANGLE STANDARD BANANA PLUG

18 AWG PVC WIRE

| Hook Model | Part Number |
|---|---------------------------------|
| X100W | 632W -(length)-(color) |
| XR | 632XR -(length)-(color) |
| XL1 | 632XL1 -(length)-(color) |
| Coil cord, add C after part no. (Ex. 632XL1C) | |



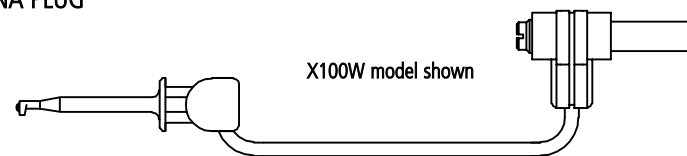
MINI-HOOK: See selected model style.

SHROUDED BANANA PLUG: See Part No. 9301.

MINI-HOOK TO SHROUDED RIGHT ANGLE STANDARD BANANA PLUG

18 AWG PVC WIRE

| Hook Model | Part Number |
|---|---------------------------------|
| X100W | 633W -(length)-(color) |
| XR | 633XR -(length)-(color) |
| XL1 | 633XL1 -(length)-(color) |
| Coil cord, add C after part no. (Ex. 633WC) | |



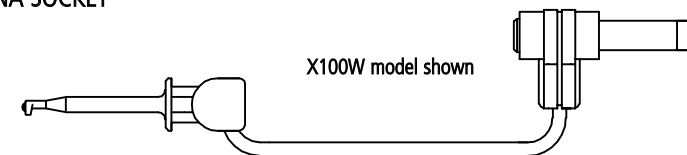
MINI-HOOK: See selected model style.

SHROUDED BANANA PLUG: See Part No. 9302.

MINI-HOOK TO SHROUDED RIGHT ANGLE STANDARD BANANA SOCKET

18 AWG PVC WIRE

| Hook Model | Part Number |
|---|---------------------------------|
| X100W | 634W -(length)-(color) |
| XR | 634XR -(length)-(color) |
| XL1 | 634XL1 -(length)-(color) |
| Coil cord, add C after part no. (Ex. 634XL1C) | |



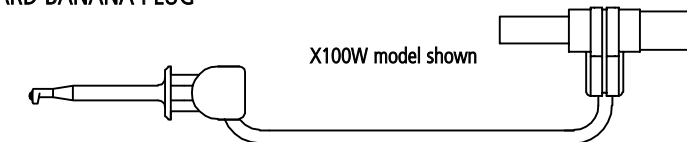
MINI-HOOK: See Part No. 632W.

SHROUDED BANANA SOCKET: See P/N 9309.

MINI-HOOK TO STACKING SHROUDED RIGHT ANGLE STANDARD BANANA PLUG

18 AWG PVC WIRE

| Hook Model | Part Number |
|---|---------------------------------|
| X100W | 635W -(length)-(color) |
| XR | 635XR -(length)-(color) |
| XL1 | 635XL1 -(length)-(color) |
| Coil cord, add C after part no. (Ex. 635XL1C) | |



MINI-HOOK: See selected model style.

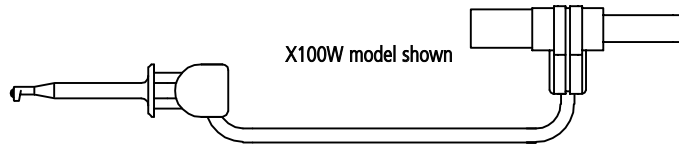
STACKING SHROUDED BANANA PLUG: See Part No. 9305.

E-Z-MINI-HOOK HEAVY DUTY TEST LEADS

MINI-HOOK TO STACKING SHROUDED RIGHT ANGLE STANDARD BANANA PLUG

18 AWG PVC WIRE

| Hook Model | Part Number |
|--|---------------------------------|
| X100W | 636W -(length)-(color) |
| XR | 636XR -(length)-(color) |
| XL1 | 636XL1 -(length)-(color) |
| Coil cord, add C after part no. (Ex. 636XRC) | |

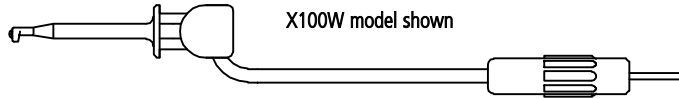


MINI-HOOK: See selected model style.
STACKING SHROUDED BANANA PLUG: See Part No. 9306

MINI-HOOK WITH HEAVY DUTY LEAD TO .080" (2.03mm) PIN PLUG

18 AWG PVC WIRE

| Hook Model | Part Number |
|---|---------------------------------|
| X100W | AX6W -(length)-(color) |
| XR | AX6XR -(length)-(color) |
| XL1 | AX6XL1 -(length)-(color) |
| Coil cord, add C after part no. (Ex. AXL1C) | |

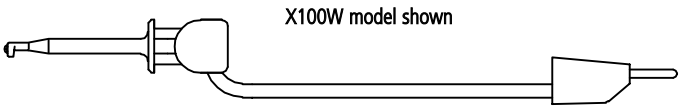


MINI-HOOK: See selected model style.
.080" (2.03mm) PIN PLUG: See Part No. 9250.

MINI-HOOK WITH HEAVY DUTY LEAD TO STACKING .080" (2.03mm) PIN PLUG

18 AWG PVC WIRE

| Hook Model | Part Number |
|---|---------------------------------|
| X100W | 602W -(length)-(color) |
| XR | 602XR -(length)-(color) |
| XL1 | 602XL1 -(length)-(color) |
| Coil cord, add C after part no. (Ex. 602WC) | |

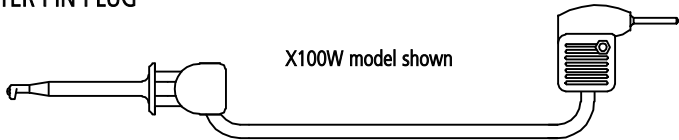


MINI-HOOK: See selected model style.
STACKING .080" (2.03mm) PIN PLUG: See Part No. 9259.

MINI-HOOK WITH HEAVY DUTY LEAD TO .080" (2.03mm) METER PIN PLUG

18 AWG PVC WIRE

| Hook Model | Part Number |
|---|---------------------------------|
| X100W | 606W -(length)-(color) |
| XR | 606XR -(length)-(color) |
| XL1 | 606XL1 -(length)-(color) |
| Coil cord, add C after part no. (Ex. 606XL1C) | |

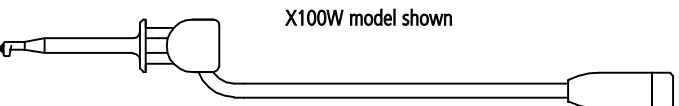


MINI-HOOK: See selected model style.
.080" METER PIN PLUG: See Part No. 9207.

MINI-HOOK WITH HEAVY DUTY LEAD TO STANDARD BANANA SOCKET

18 AWG PVC WIRE

| Hook Model | Part Number |
|--|---------------------------------|
| X100W | 610W -(length)-(color) |
| XR | 610XR -(length)-(color) |
| XL1 | 610XL1 -(length)-(color) |
| Coil cord, add C after part no. (Ex. 611XRC) | |

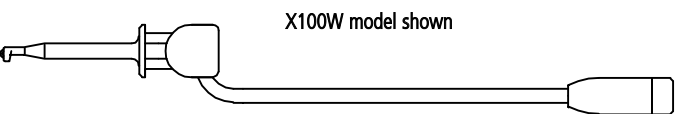


MINI-HOOK: See selected model style.
STANDARD BANANA SOCKET: See Part No. 9210.

MINI-HOOK WITH HEAVY DUTY LEAD TO STANDARD .080" (2.03mm) TIP SOCKET

18 AWG PVC WIRE

| Hook Model | Part Number |
|--|---------------------------------|
| X100W | 611W -(length)-(color) |
| XR | 611XR -(length)-(color) |
| XL1 | 611XL1 -(length)-(color) |
| Coil cord, add C after part no. (Ex. 611XRC) | |

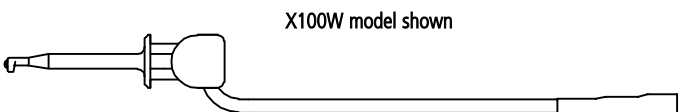


MINI-HOOK: See selected model style.
.080" (2.03mm) TIP SOCKET: See Part No. 9211.

MINI-HOOK WITH HEAVY DUTY LEAD TO FEMALE 6-32 THREAD

18 AWG PVC WIRE

| Hook Model | Part Number |
|---|---------------------------------|
| X100W | 612W -(length)-(color) |
| XR | 612XR -(length)-(color) |
| XL1 | 612XL1 -(length)-(color) |
| Coil cord, add C after part no. (Ex. 612WC) | |



MINI-HOOK: See selected model style.
FEMALE 6-32 THREAD: See Part No. 9212.

E-Z-MINI-HOOK: XP & XPL

The XP pistol grip hook provides the mini-hook size and convenience with the capability of building in circuitry.

Construction:

Durable nylon body and pistol grip handle. One-piece beryllium copper, gold-plated conductor and hook. Designed for connections over components leads up to .040" (1.016mm) diameter. Stainless steel compression coil spring provides approximately 12 ounces (340 grams) contact pressure. Epoxy glass board for circuitry is enclosed in the handle. A strain relief coaxial cable clamp and ground lead exit hole is built into the bottom of the grip. This exit hole is designed for RG58C/U cable but may be adapted for other cable sizes.

Colors: Available in 10 standard colors.

NOTE: Handle available in BLACK only.

| Part No. | Description |
|----------|----------------------------------|
| XP1 | XP Hook, Square Hole Tip |
| XPL1 | XPL Hook (long), Square Hole Tip |

Refer to X100W hole tip.

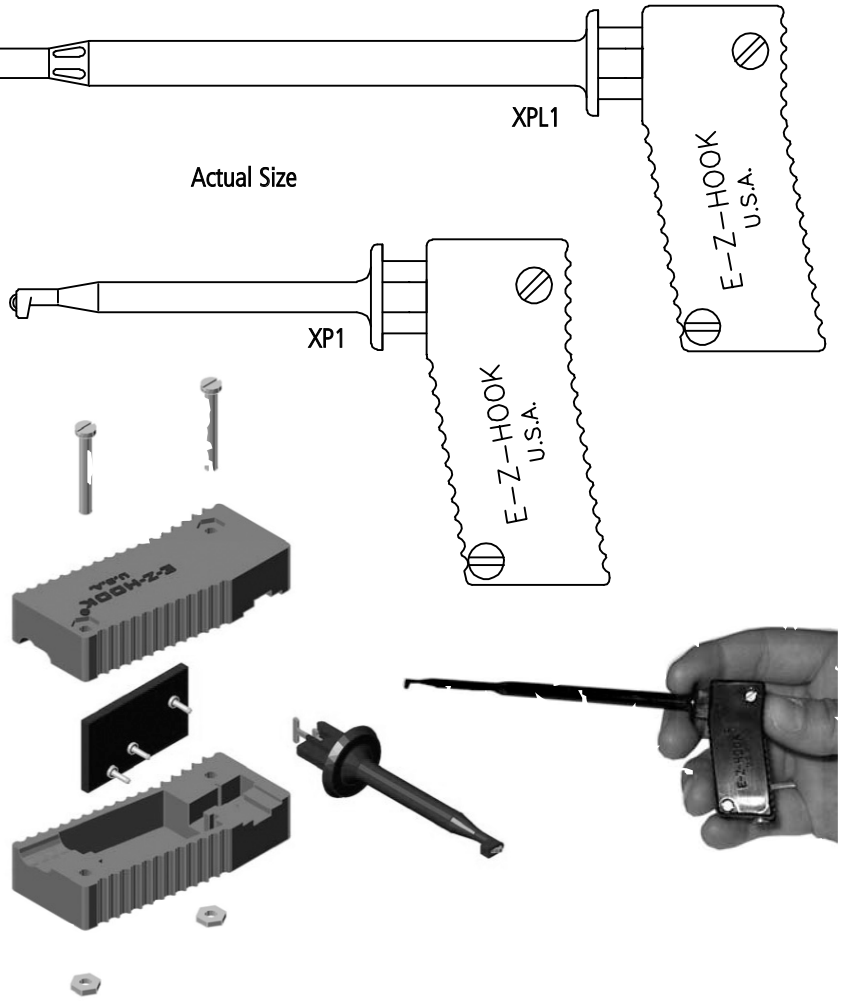
| Part No. | Description |
|----------|--------------------------------|
| XP2 | XP Hook, Rectangular Hole Tip |
| XPL2 | XPL Hook, Rectangular Hole Tip |

Refer to X100W2 hole tip.

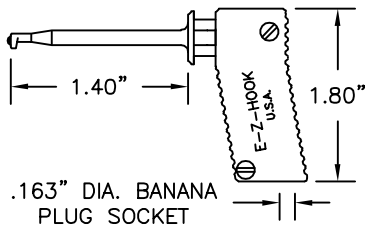
NON-MAGNETIC PISTOL GRIP HOOK

For Non-magnetic add **-NM** after any Pistol Grip XP style part number to indicate non-magnetic hook.

Construction: Identical to standard model, except spring is non-magnetic.



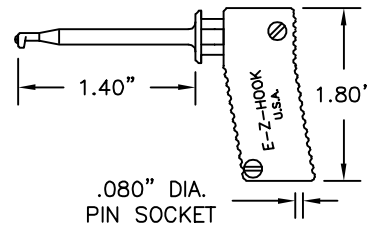
STANDARD BANANA SOCKET IN XP HOOK HANDLE



| Part No. | Description |
|----------|--------------------------------|
| 8003 | XP1 Hook, Square Hole Tip |
| 8004 | XP2 Hook, Rectangular Hole Tip |

See Part No. X100W & X100W2 for hook detail.

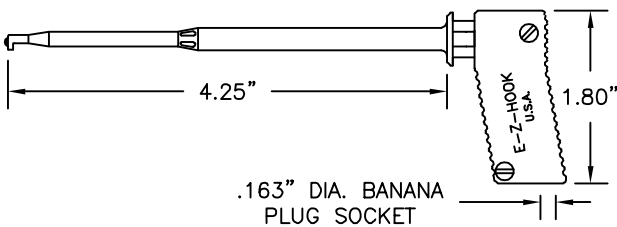
STANDARD TIP SOCKET IN XP HOOK HANDLE



| Part No. | Description |
|----------|--------------------------------|
| 8001 | XP1 Hook, Square Hole Tip |
| 8002 | XP2 Hook, Rectangular Hole Tip |

See Part No. X100W & X100W2 for hook detail.

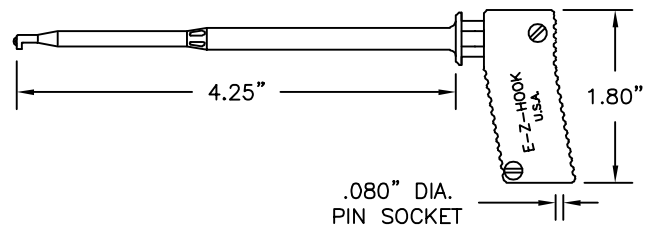
STANDARD BANANA SOCKET IN XPL HOOK HANDLE



| Part No. | Description |
|----------|----------------------------------|
| 8007 | XPL1 Probe, Square Hole Tip |
| 8008 | XPL2 Probe, Rectangular Hole Tip |

See Part No. XL1 & XL2 for hook detail.

STANDARD TIP SOCKET IN XPL HOOK HANDLE




| Part No. | Description |
|----------|----------------------------------|
| 8005 | XPL1 Probe, Square Hole Tip |
| 8006 | XPL2 Probe, Rectangular Hole Tip |

See Part No. XL1 & XL2 for hook detail.

E-Z-MINI-HOOK: XP1 & XPL1 TEST LEADS

XP1 & XPL1 PISTOL GRIP TEST LEADS WITH HEAVY WIRE



XP1 & XPL1 TO STACKING BANANA PLUG (PART NO. 9260)

| Part No. | Description |
|----------|--|
| 601XP | XP Hook, Stacking Banana Plug, 18 AWG 65 x 36 PVC Insulated Lead, 48" (120mm) Long. |
| 601XPC | XP Hook, Stacking Banana Plug, Coiled 20 AWG 42 x 36 PVC Insulated Lead. 60" Reach. |
| 601XPL | XPL Hook, Stacking Banana Plug, 18 AWG 65 x 36 PVC Insulated Lead, 48" (120mm) Long. |
| 601XPLC | XPL Hook, Stacking Banana Plug, Coiled 20 AWG 42 x 36 PVC Insulated Lead. 60" Reach. |

XP1 & XPL1 TO LEAD ONLY

| Part No. | Description |
|----------|---|
| 613XP | XP Hook, 18 AWG 65 x 36 PVC Insulated Lead. No Interface, Lead 48" (120mm) Long. |
| 613XPC | XP Hook, Coiled 20 AWG 42 x 36 PVC Insulated Lead. No Interface. |
| 613XPL | XPL Hook, 18 AWG 65 x 36 PVC Insulated Lead. No Interface, Lead 48" (120mm) Long. |
| 613XPLC | XPL Hook, Coiled 20 AWG 42 x 36 PVC Insulated Lead. No Interface. |

HOOKS

HYPO-ACTION HOOKS

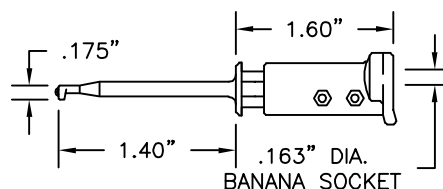
For information and dimensions of hook styles used in each configuration refer to the given hook part number.

Colors: Body available in 10 standard colors.
NOTE: Plungers available in red and black only.

| COLOR CHART | |
|-------------|--------|
| Black | Green |
| Brown | Blue |
| Red | Violet |
| Orange | Gray |
| Yellow | White |

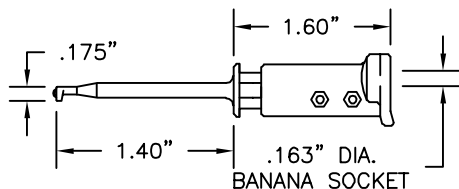


MINI-HOOK X100W WITH STANDARD BANANA SOCKET IN PLUNGER



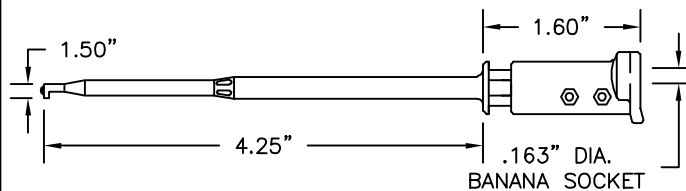
| Part No. | Description |
|----------|---|
| 8036 | Mini-Hook X100W with Standard Banana Socket |

MINI-HOOK XR WITH STANDARD BANANA SOCKET IN PLUNGER



| Part No. | Description |
|----------|--|
| 8037 | Mini-Hook XR with Standard Banana Socket |

MINI HOOK XL1 WITH STANDARD BANANA SOCKET IN PLUNGER



| Part No. | Description |
|----------|--|
| 8038 | Mini-Hook XL with Standard Banana Socket |

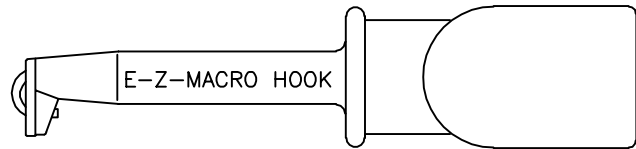
E-Z-MACRO-HOOK: XH & XHL



Heavy-duty test hook ideal for connections over large leads, lugs and terminals. Spring loaded and insulated to a single contact point to assure true readings.

Actual Size

XHL



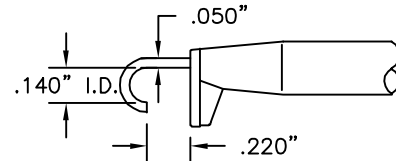
XH

| Part Number | Description |
|-------------|---------------------------------|
| XH-(color) | Macro-Hook Test Connector |
| XHL-(color) | Macro Hook Test Connector, Long |

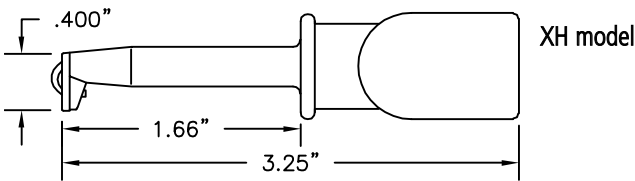
Standard Model Construction:

Body and plunger made of durable nylon. One piece nickel-silver conductor and hook, .050" (1.27mm) thick. Hook fits over component up to .140" (3.56mm) diameter. Stainless steel compression coil spring provides approximately 40 ounces (1134 grams) contact pressure. Part is field serviceable (see page 1).

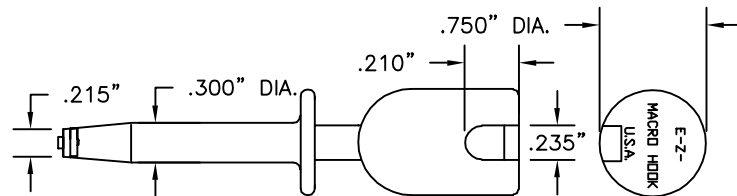
Colors: Available in 10 colors. See inside back cover for details.



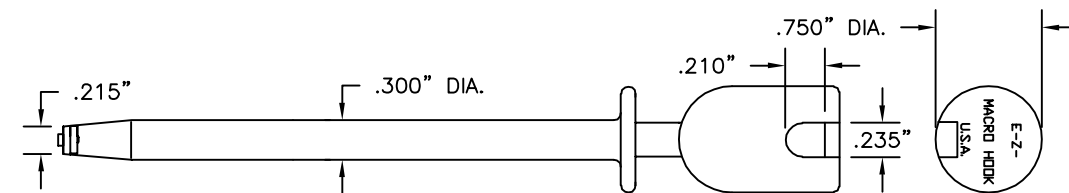
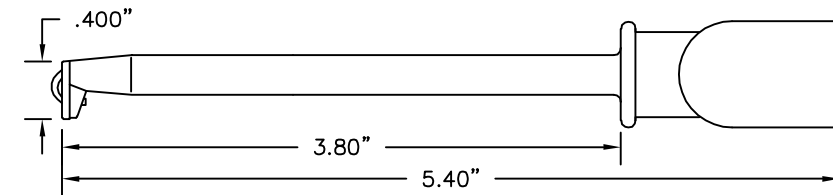
EXTENDED HOOK DETAIL FULL SIZE



XH model

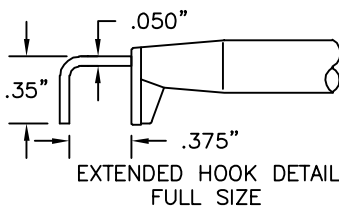


XHL model



RIGHT ANGLE CONTACT HOOK

Construction: Identical to basic XH/XHL models except contact blade has a right angle hook.

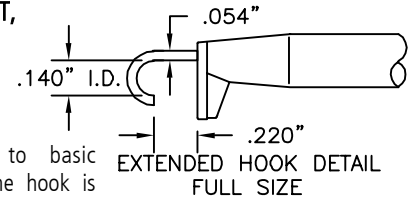


| Part Number | Description |
|-------------|------------------------------|
| XD-(color) | Right Angle Macro Hook |
| XDL-(color) | Right Angle Macro Hook, Long |

Note: XD and XDL parts may be substituted in any test lead or cable assembly utilizing the basic XH/XHL parts. See pages 24-25.

COPPER HOOK CONTACT, PROVIDES GREATER CURRENT CAPACITY

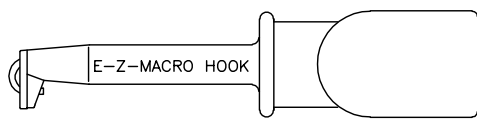
Construction: Identical to basic XH/XHL models except the hook is made of .054" (1.37mm) thick copper.



| Part Number | Description |
|--------------|---------------------------------|
| XCH-(color) | Copper Contact Macro Hook |
| XCHL-(color) | Copper Contact Macro Hook, Long |

Note: XCH and XCHL parts may be substituted in any test lead or cable assembly utilizing the basic XH/XHL parts. See pages 24-25.

E-Z-MACRO-HOOK TEST LEADS: XH & XHL



MODEL XH



MODEL XHL

ALL MODELS AVAILABLE IN THE FOLLOWING TEST LEAD COMBINATIONS

Additional lead lengths, wire types, and custom leads are available upon request.

Standard wire for the following leads is 18 AWG PVC or 20 AWG coil cord.

Standard lengths include:

| | | | |
|---------------|------|-----|-------|
| 12" | 30cm | 36" | 90cm |
| 18" | 45cm | 48" | 120cm |
| 24" | 60cm | 60" | 150cm |
| 60" Coil Cord | | | |

| COLOR CHART | |
|-------------|--------|
| Black | Green |
| Brown | Blue |
| Red | Violet |
| Orange | Gray |
| Yellow | White |

Test leads available in the above colors.

PLEASE SPECIFY LENGTH IN INCHES WHEN ORDERING

Ordering information:

PART NO. - WIRE LENGTH - COLOR (Example: 604XHL-12-RED)

SETS & CUSTOM COLOR

Standard Sets:

R/B = 1 red, 1 black
 S = 1 each of 10 colors
 S(color) = 10 of one color
 S14 = Set of 10 solid, 4 kilo color*
 S16 = Set of 10 solid, 6 kilo color*
 (Ex. 604XH-12-S or 604XH-12-R/B)

Muti-color Unit:

*See Kilo-Color Info on inside back cover.

MACRO-HOOK TO MACRO-HOOK JUMPER

18 AWG PVC WIRE

| Hook Model | Part Number |
|--|-------------------------|
| XH | 604XH-(length)-(color) |
| XHL | 604XHL-(length)-(color) |
| Coil cord, add C after part no. (Ex. 604XHC) | |

XH model shown



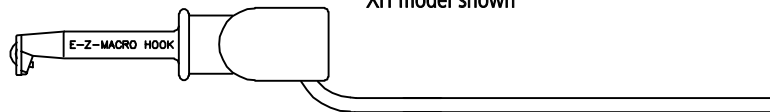
MACRO-HOOK: See selected model style.

MACRO-HOOK TO LEAD ONLY . . . NO INTERFACE

18 AWG PVC WIRE

| Hook Model | Part Number |
|---|-------------------------|
| XH | 613XH-(length)-(color) |
| XHL | 613XHL-(length)-(color) |
| Coil cord, add C after part no. (Ex. 613XHLC) | |

XH model shown



MACRO-HOOK: See selected model style.

MACRO-HOOK TO STANDARD ALLIGATOR CLIP

18 AWG PVC WIRE

| Hook Model | Part Number |
|---|-------------------------|
| XH | 619XH-(length)-(color) |
| XHL | 619XHL-(length)-(color) |
| Coil cord, add C after part no. (Ex. 619XHLC) | |

XH model shown



MACRO-HOOK: See selected model style.
 STANDARD ALLIGATOR CLIP: See Part No. 9274

MACRO-HOOK TO STANDARD BANANA PLUG

18 AWG PVC WIRE

| Hook Model | Part Number |
|--|-----------------------|
| XH | BXH-(length)-(color) |
| XHL | BXHL-(length)-(color) |
| Coil cord, add C after part no. (Ex. BXHC) | |

XH model shown



MACRO-HOOK: See selected model style.
 STANDARD BANANA PLUG: See Part No. 9214.

MACRO-HOOK TO STACKING STANDARD BANANA PLUG

18 AWG PVC WIRE

| Hook Model | Part Number |
|---|-------------------------|
| XH | 601XH-(length)-(color) |
| XHL | 601XHL-(length)-(color) |
| Coil cord, add C after part no. (Ex. 601XHLC) | |

XH model shown



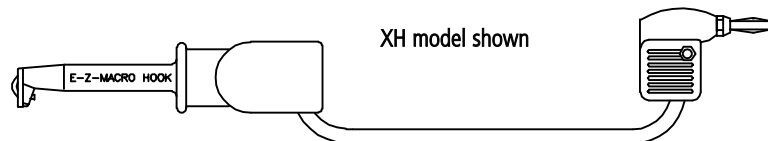
MACRO-HOOK: See selected model style.
 STACKING STANDARD BANANA PLUG: See Part No. 9260.

E-Z-MACRO-HOOK TEST LEADS

MACRO-HOOK TO METER BANANA PLUG

18 AWG PVC WIRE

| Hook Model | Part Number |
|---|-------------------------|
| XH | 605XH-(length)-(color) |
| XHL | 605XHL-(length)-(color) |
| Coil cord, add C after part no. (Ex. 605XHLC) | |

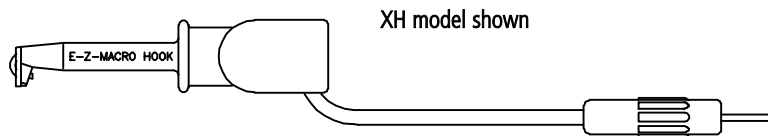


MACRO-HOOK: See selected model style.
METER BANANA PLUG: See Part No. 9206.

MACRO-HOOK TO .080" (2.03mm) PIN PLUG

18 AWG PVC WIRE

| Hook Model | Part Number |
|--|-----------------------|
| XH | AXH-(length)-(color) |
| XHL | AXHL-(length)-(color) |
| Coil cord, add C after part no. (Ex. AXHC) | |

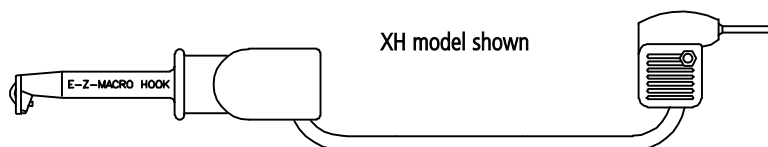


MACRO-HOOK: See selected model style.
.080" (2.03mm) PIN PLUG: See Part No. 9250.

MACRO-HOOK TO .080" (2.03mm) METER PIN PLUG

18 AWG PVC WIRE

| Hook Model | Part Number |
|---|-------------------------|
| XH | 606XH-(length)-(color) |
| XHL | 606XHL-(length)-(color) |
| Coil cord, add C after part no. (Ex. 606XHLC) | |

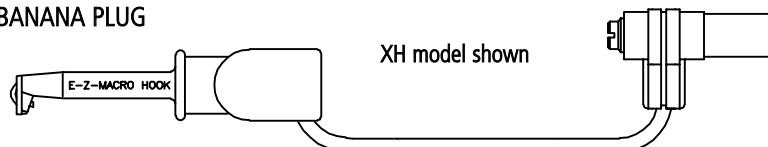


MACRO-HOOK: See selected model style.
.080" (2.03mm) METER PIN PLUG: See Part No. 9207.

MACRO-HOOK TO SHROUDED RIGHT ANGLE STANDARD BANANA PLUG

18 AWG PVC WIRE

| Hook Model | Part Number |
|--|-------------------------|
| XH | 632XH-(length)-(color) |
| XHL | 632XHL-(length)-(color) |
| Coil cord, add C after part no. (Ex. 632XHC) | |

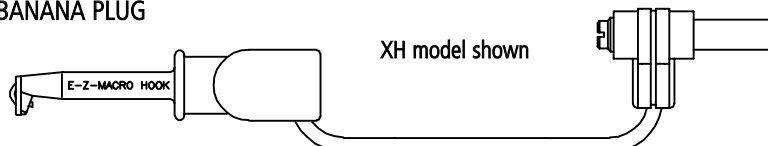


MACRO-HOOK: See selected model style.
SHROUDED BANANA PLUG: See Part No. 9301.

MACRO-HOOK TO SHROUDED RIGHT ANGLE STANDARD BANANA PLUG

18 AWG PVC WIRE

| Hook Model | Part Number |
|---|-------------------------|
| XH | 633XH-(length)-(color) |
| XHL | 633XHL-(length)-(color) |
| Coil cord, add C after part no. (Ex. 633XHLC) | |

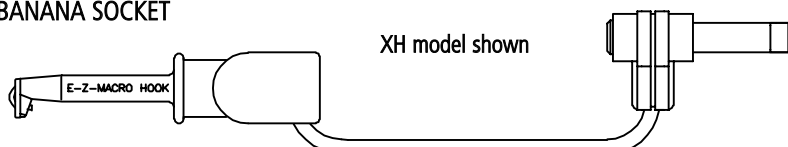


MACRO-HOOK: See selected model style.
SHROUDED BANANA PLUG: See Part No. 9302.

MACRO-HOOK TO SHROUDED RIGHT ANGLE STANDARD BANANA SOCKET

18 AWG PVC WIRE

| Hook Model | Part Number |
|---|-------------------------|
| XH | 634XH-(length)-(color) |
| XHL | 634XHL-(length)-(color) |
| Coil cord, add C after part no. (Ex. 634XHLC) | |

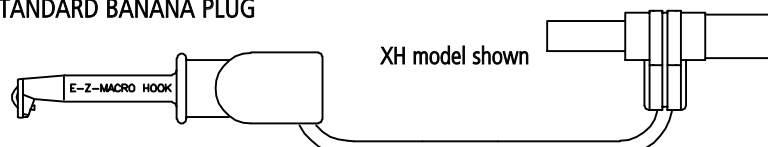


MACRO-HOOK: See selected model style.
SHROUDED BANANA JACK: See Part No. 9309.

MACRO-HOOK TO STACKING SHROUDED RIGHT ANGLE STANDARD BANANA PLUG

18 AWG PVC WIRE

| Hook Model | Part Number |
|--|-------------------------|
| XH | 635XH-(length)-(color) |
| XHL | 635XHL-(length)-(color) |
| Coil cord, add C after part no. (Ex. 635XHC) | |

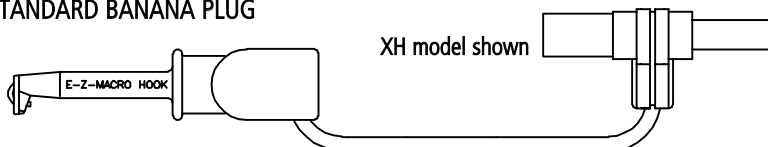


MACRO-HOOK: See selected model style.
STACKING SHROUDED BANANA PLUG: See Part No. 9305.

MACRO-HOOK TO STACKING SHROUDED RIGHT ANGLE STANDARD BANANA PLUG

18 AWG PVC WIRE

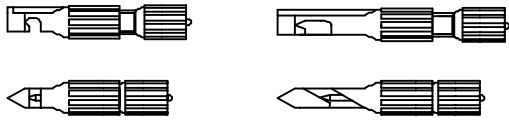
| Hook Model | Part Number |
|---|-------------------------|
| XH | 636XH-(length)-(color) |
| XHL | 636XHL-(length)-(color) |
| Coil cord, add C after part no. (Ex. 636XHLC) | |



MACRO-HOOK: See selected model style.
STACKING SHROUDED BANANA PLUG: See Part No. 9306.

E-Z-MICRO-HOOK, INSULATION-PIERCING: XEP & XEPA

XEP Actual Size XEPA



| Part Number | Description |
|-------------|--------------------------------------|
| XEP | Insulation-Piercing Connector |
| XEPA | Angled Insulation-Piercing Connector |

Construction: A single stainless steel needle to .030" diameter pin plug. Housing molded in nylon.

Color: Gray

Test leads: Use with E-Z-Hook .030" patch cords pages 52-53 for lead options.

Features:

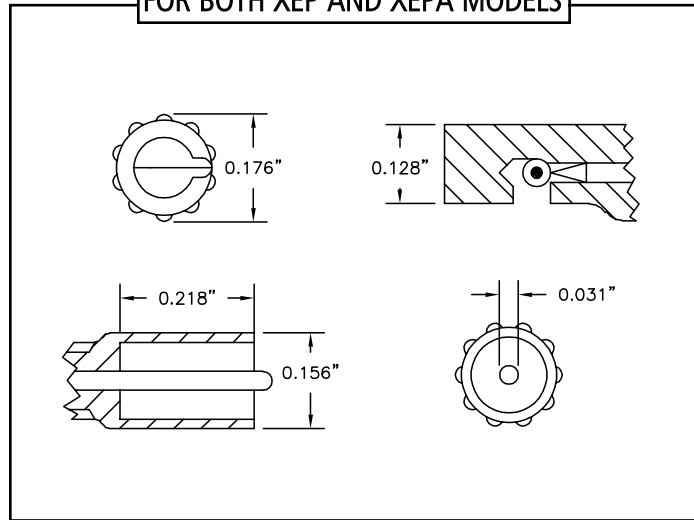
- Small compact size
- "V" shape tip easily separates bundled wires
- The insulation-piercing needle is raised and lowered in the "V" groove by turning the thumb screw
- Shrouded .030" diameter pin plug connects to any standard .030" diameter socket
- Quality construction of stainless steel and nylon allows for hostile environments
- Grooved "V" shape in front of needle centers varying diameter wires from .050" and smaller

HOOKS

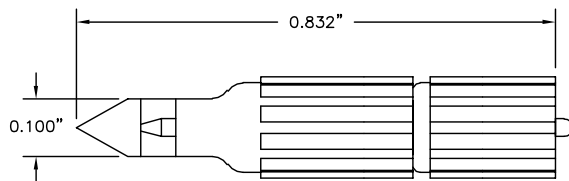
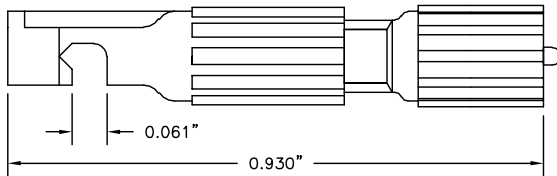


XEP & XEPA differences

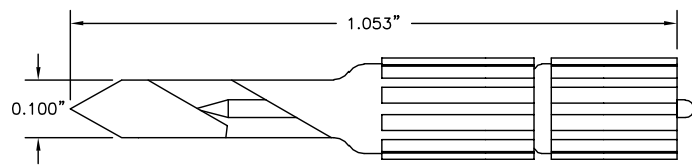
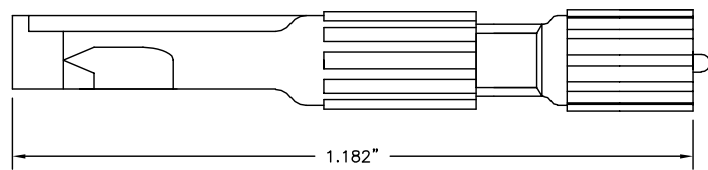
FOR BOTH XEP AND XEPA MODELS



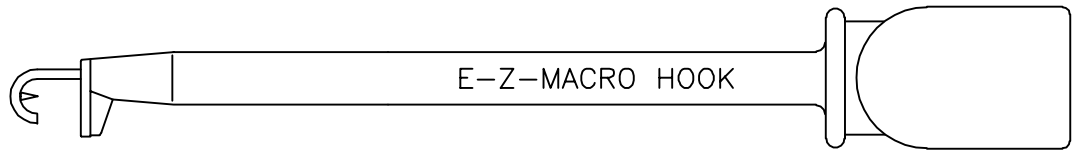
XEP MODEL



XEPA MODEL



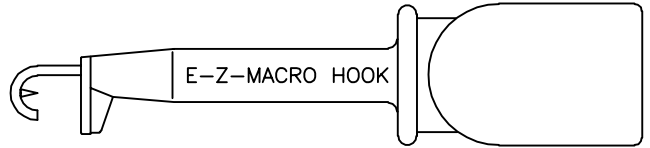
E-Z-MACRO-HOOK, INSULATION-PIERCING: XJ & XJL



XJL MODEL

Heavy-duty insulation-piercing test hook. Spring loaded and insulated to a single contact point to assure true readings.

Actual Size



XJ MODEL

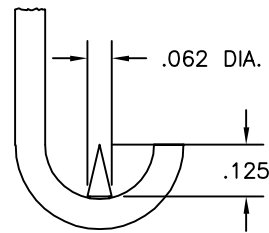
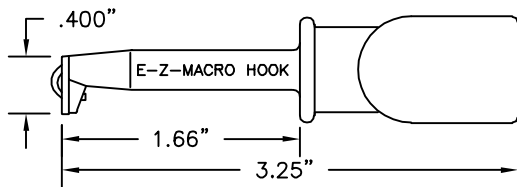
| Part Number | Description |
|-------------|-------------------------------------|
| XJ (color) | Macro-Hook XJ Test Connector |
| XJL-(color) | Macro-Hook XJL Test Connector, Long |

Construction: Nickel silver conductor and hook, .050" (1.27mm) thick. Hook fits over component leads up to .140" (3.56mm) diameter. Durable nylon body and plunger. Stainless steel compression coil spring provides approximately 40 ounces (1134 grams) contact pressure.

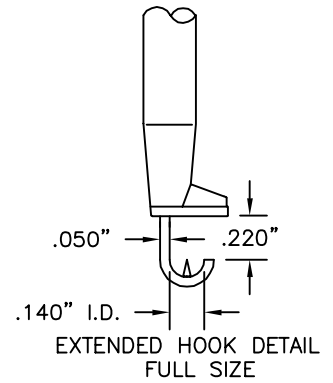
Part is field serviceable (see page 1).

Colors: Available in 10 colors. See inside back cover for details.

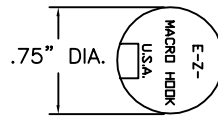
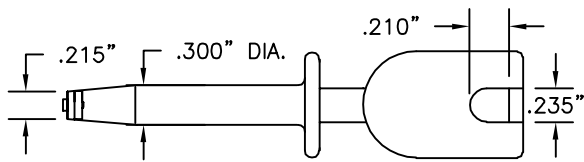
XJ MODEL




EXTENDED HOOK DETAIL
4X ACTUAL SIZE



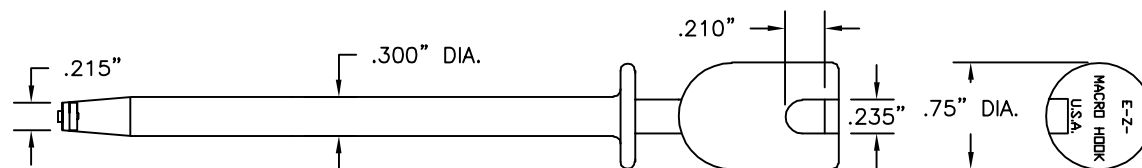
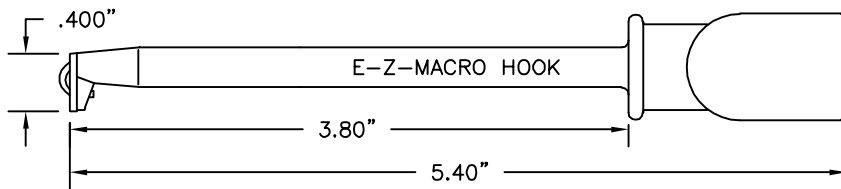
EXTENDED HOOK DETAIL
FULL SIZE



XJL MODEL

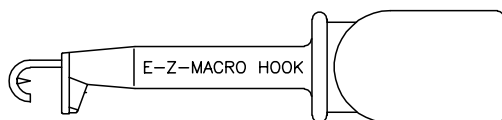


See our Automotive Kits featuring the XJL hook, page 114.

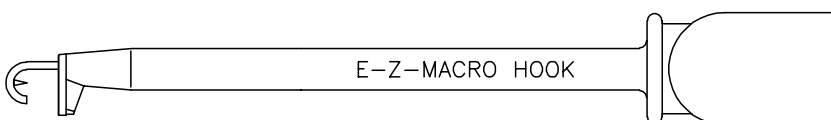


HOOKS

E-Z-MACRO-HOOK, INSULATION-PIERCING TEST LEADS: XJ & XJL



MODEL XJ



MODEL XJL

ALL MODELS AVAILABLE IN THE FOLLOWING TEST LEAD COMBINATIONS

Additional lead lengths, wire types, and custom leads are available upon request.

Standard wire for the following leads is 18 AWG PVC or 20 AWG coil cord.

PLEASE SPECIFY LENGTH IN INCHES WHEN ORDERING

Ordering information:

PART NO. - WIRE LENGTH - COLOR (Example: 604XJ-12-RED)

Standard lengths include:

| | | | |
|---------------|------|-----|-------|
| 12" | 30cm | 36" | 90cm |
| 18" | 45cm | 48" | 120cm |
| 24" | 60cm | 60" | 150cm |
| 60" Coil Cord | | | |

| COLOR CHART | |
|-------------|--------|
| Black | Green |
| Brown | Blue |
| Red | Violet |
| Orange | Gray |
| Yellow | White |

Test leads available in the above colors.

SETS & CUSTOM COLOR

Standard Sets:

R/B = 1 red, 1 black
 S = 1 each of 10 colors
 S(color) = 10 of one color
 S14 = Set of 10 solid, 4 kilo color*
 S16 = Set of 10 solid, 6 kilo color*
 (Ex. 204XJ-12-S or 604XJ-12-R/B)

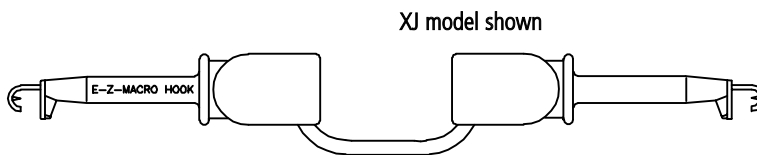
Muti-color Unit:

*See Kilo-Color Info on inside back cover.

MACRO-HOOK XJ/XJL TO MACRO-HOOK XJ/XJL JUMPER

18 AWG PVC WIRE

| Hook Model | Part Number |
|--|-------------------------|
| XJ | 604XJ-(length)-(color) |
| XJL | 604XJL-(length)-(color) |
| Coil cord, add C after part no. (Ex. 604XJC) | |



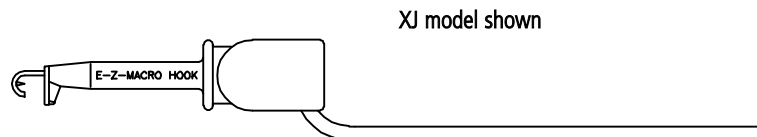
XJ model shown

MACRO-HOOK: See selected model style.

MACRO-HOOK XJ/XJL TO LEAD ONLY . . . NO INTERFACE

18 AWG PVC WIRE

| Hook Model | Part Number |
|---|-------------------------|
| XJ | 613XJ-(length)-(color) |
| XJL | 613XJL-(length)-(color) |
| Coil cord, add C after part no. (Ex. 613XJLC) | |



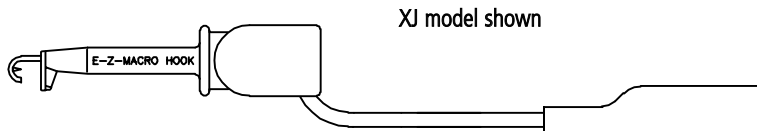
XJ model shown

MACRO-HOOK: See selected model style.

MACRO-HOOK XJ/XJL TO STANDARD ALLIGATOR CLIP

18 AWG PVC WIRE

| Hook Model | Part Number |
|---|-------------------------|
| XJ | 619XJ-(length)-(color) |
| XJL | 619XJL-(length)-(color) |
| Coil cord, add C after part no. (Ex. 619XJLC) | |



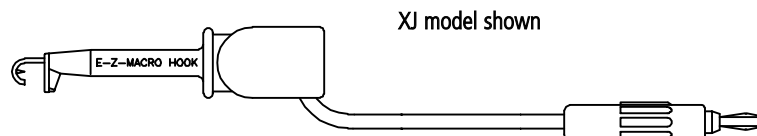
XJ model shown

MACRO-HOOK: See selected model style.
 ALLIGATOR CLIP: See Part No. 9274.

MACRO-HOOK XJ/XJL TO STANDARD BANANA PLUG

18 AWG PVC WIRE

| Hook Model | Part Number |
|--|-----------------------|
| XJ | BXJ-(length)-(color) |
| XJL | BXJL-(length)-(color) |
| Coil cord, add C after part no. (Ex. BXJC) | |



XJ model shown

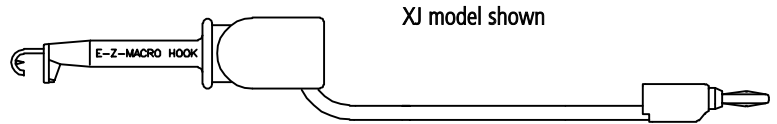
MACRO-HOOK: See selected model style.
 STANDARD BANANA PLUG: See Part No. 9214.

E-Z-MACRO-HOOK, INSULATION-PIERCING TEST LEADS: XJ & XJL

MACRO-HOOK XJ/XJL TO STACKING STANDARD BANANA PLUG

18 AWG PVC WIRE

| Hook Model | Part Number |
|---|-------------------------|
| XJ | 601XJ-(length)-(color) |
| XJL | 601XJL-(length)-(color) |
| Coil cord, add C after part no. (Ex. 601XJLC) | |

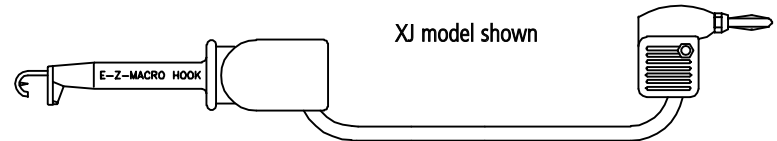


MACRO-HOOK: See selected model style.
STACKING STANDARD BANANA PLUG: See Part No. 9260.

MACRO-HOOK XJ/XJL TO METER BANANA PLUG

18 AWG PVC WIRE

| Hook Model | Part Number |
|--|-------------------------|
| XJ | 605XJ-(length)-(color) |
| XJL | 605XJL-(length)-(color) |
| Coil cord, add C after part no. (Ex. 605XJC) | |

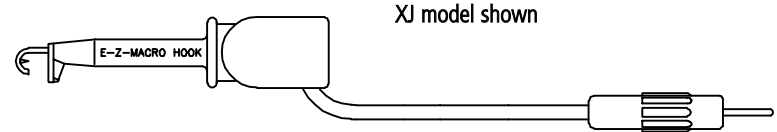


MACRO-HOOK: See selected model style.
METER BANANA PLUG: See Part No. 9206.

MACRO-HOOK XJ/XJL TO .080" (2.03mm) PIN PLUG

18 AWG PVC WIRE

| Hook Model | Part Number |
|---|-----------------------|
| XJ | AXJ-(length)-(color) |
| XJL | AXJL-(length)-(color) |
| Coil cord, add C after part no. (Ex. AXJLC) | |

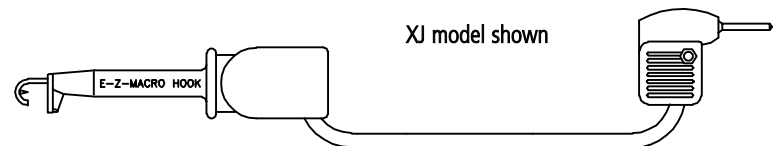


MACRO-HOOK: See selected model style.
.080" (2.03) PIN PLUG: See Part No. 9250.

MACRO-HOOK XJ/XJL TO .080" (2.03mm) METER PIN PLUG

18 AWG PVC WIRE

| Hook Model | Part Number |
|--|-------------------------|
| XJ | 606XJ-(length)-(color) |
| XJL | 606XJL-(length)-(color) |
| Coil cord, add C after part no. (Ex. 606XJC) | |

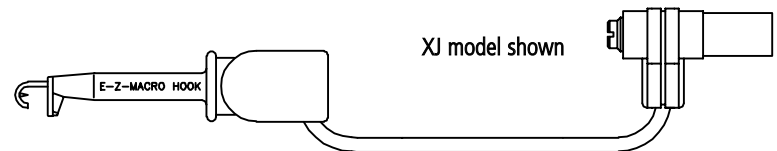


MACRO-HOOK: See selected model style.
.080" (2.03) METER PIN PLUG: See Part No. 9207.

MACRO-HOOK XJ/XJL TO SHROUDED RIGHT ANGLE STANDARD BANANA PLUG

18 AWG PVC WIRE

| Hook Model | Part Number |
|--|-------------------------|
| XJ | 632XJ-(length)-(color) |
| XJL | 632XJL-(length)-(color) |
| Coil cord, add C after part no. (Ex. 632XJC) | |

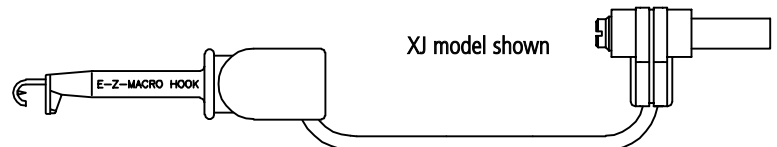


MACRO-HOOK: See selected model style.
SHROUDED BANANA PLUG: See Part No. 9301.

MACRO-HOOK XJ/XJL TO SHROUDED RIGHT ANGLE STANDARD BANANA PLUG

18 AWG PVC WIRE

| Hook Model | Part Number |
|---|-------------------------|
| XJ | 633XJ-(length)-(color) |
| XJL | 633XJL-(length)-(color) |
| Coil cord, add C after part no. (Ex. 633XJLC) | |



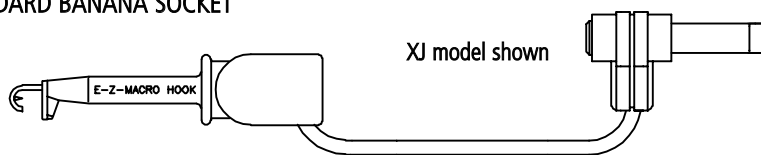
MACRO-HOOK: See selected model style.
SHROUDED BANANA PLUG: See Part No. 9302.

E-Z-MACRO-HOOK, INSULATION-PIERCING TEST LEADS: XJ & XJL

MACRO-HOOK XJ/XJL TO SHROUDED RIGHT ANGLE STANDARD BANANA SOCKET

18 AWG PVC WIRE

| Hook Model | Part Number |
|---|---------------------------------|
| XJ | 634XJ -(length)-(color) |
| XJL | 634XJL -(length)-(color) |
| Coil cord, add C after part no. (Ex. 634XJLC) | |

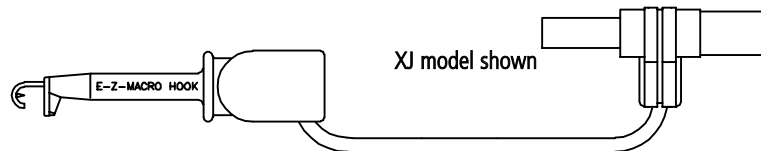


MACRO-HOOK: See selected model style.
SHROUDED BANANA SOCKET: See Part No. 9309.

MACRO-HOOK XJ/XJL TO STACKING SHROUDED RIGHT ANGLE STANDARD BANANA PLUG

18 AWG PVC WIRE

| Hook Model | Part Number |
|--|---------------------------------|
| XJ | 635XJ -(length)-(color) |
| XJL | 635XJL -(length)-(color) |
| Coil cord, add C after part no. (Ex. 635XJC) | |

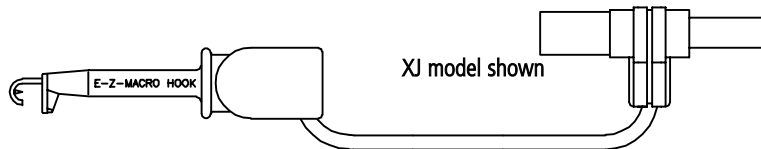


MACRO-HOOK: See selected model style.
STACKING SHROUDED BANANA PLUG: See Part No. 9305.

MACRO-HOOK XJ/XJL TO STACKING SHROUDED RIGHT ANGLE STANDARD BANANA PLUG

18 AWG PVC WIRE

| Hook Model | Part Number |
|---|---------------------------------|
| XJ | 636XJ -(length)-(color) |
| XJL | 636XJL -(length)-(color) |
| Coil cord, add C after part no. (Ex. 636XJLC) | |

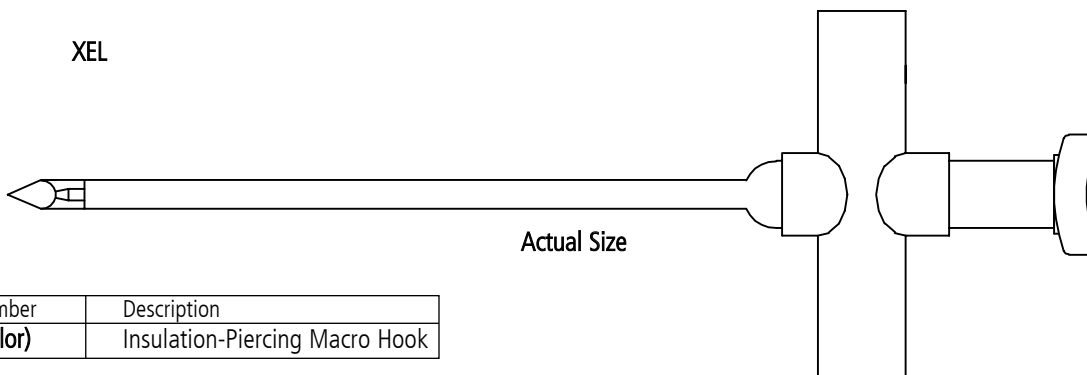


MACRO-HOOK: See selected model style.
STACKING SHROUDED BANANA PLUG: See Part No. 9306.

HOOKS

E-Z-MACRO-HOOK, INSULATION-PIERCING: XEL

XEL



Actual Size

| Part Number | Description |
|-------------|--------------------------------|
| XEL-(color) | Insulation-Piercing Macro Hook |

Standard Model Construction:

The hypo-action plunger and tip housing are molded in durable nylon. Contact point is a single piece of stainless steel with insulated shaft and tip, permitting connection for .050" to .150" diameter wire. A single stainless steel compression spring controls the piercing action.

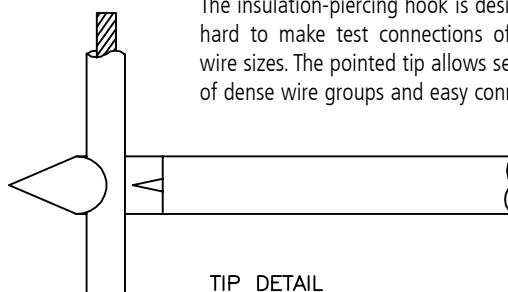
Colors: Available in 10 standard colors. See inside back cover for details.

E-Z-Hook lead options: See pages 54-55. Part is also available with factory installed leads, see following page.

Features:

- Nylon exterior is impervious to most cleaning solvents and fuels
- Fully insulated shaft and tip prevents shorts
- Spring loaded design is easy to use and v-shaped tip separates wire bundles for ease of connection to individual wires
- Insulated banana socket in T-shape handle allows for quick lead change and multiple interface capabilities
- Accepts standard and shrouded banana plugs

The insulation-piercing hook is designed for hard to make test connections of varying wire sizes. The pointed tip allows separation of dense wire groups and easy connection.

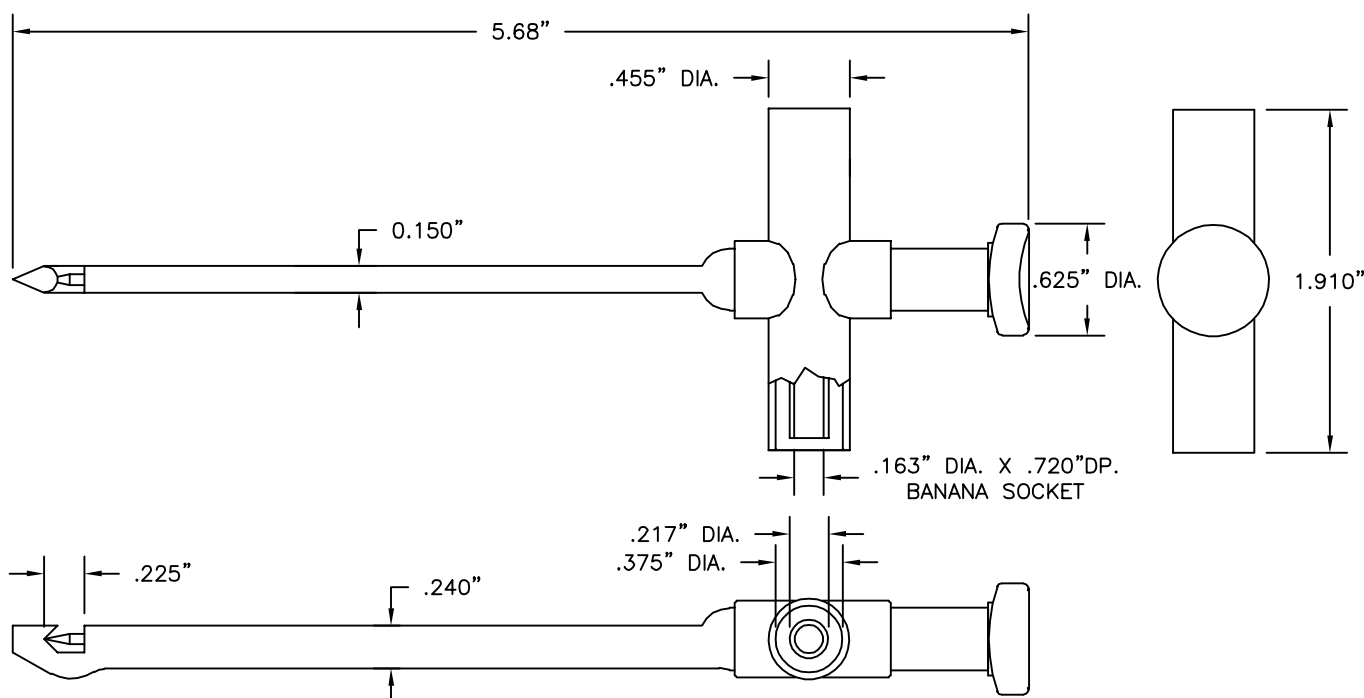


TIP DETAIL

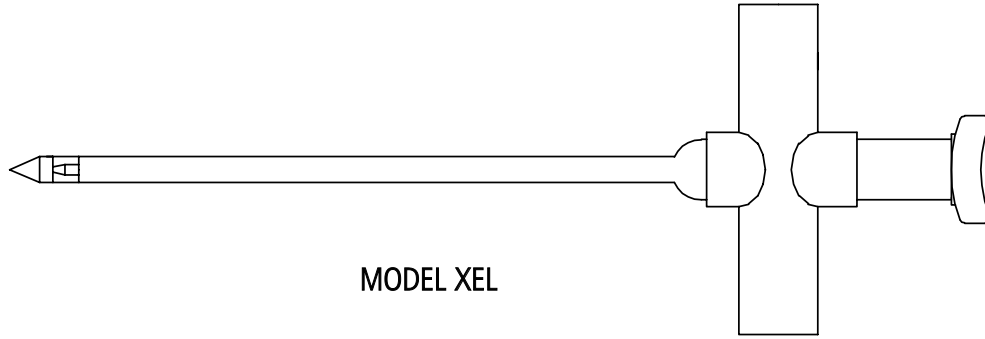


EXCELLENT FOR AUTOMOTIVE TESTING

Be sure to look at E-Z-Hook's Automotive Kits featuring the XEL hook. Page 114.



E-Z-MACRO-HOOK, INSULATION-PIERCING TEST LEADS: XEL



MODEL XEL

AVAILABLE IN THE FOLLOWING TEST LEAD COMBINATIONS

Additional lead lengths, wire types, and custom leads are available upon request.

Standard wire for the following leads is 18 AWG PVC or 20 AWG coil cord, unless otherwise noted.

PLEASE SPECIFY LENGTH IN INCHES WHEN ORDERING

Standard lengths include:

| | | | |
|---------------|------|-----|-------|
| 12" | 30cm | 36" | 90cm |
| 18" | 45cm | 48" | 120cm |
| 24" | 60cm | 60" | 150cm |
| 60" Coil Cord | | | |

| COLOR CHART | |
|-------------|--------|
| Black | Green |
| Brown | Blue |
| Red | Violet |
| Orange | Gray |
| Yellow | White |

Test leads available in the above colors.

SETS & CUSTOM COLOR

Standard Sets:

R/B = 1 red, 1 black
 S = 1 each of 10 colors
 S(color) = 10 of one color
 S14 = Set of 10 solid, 4 kilo color*
 S16 = Set of 10 solid, 6 kilo color*
 (Ex. 604XEL-12-S or 604XEL-12-R/B)

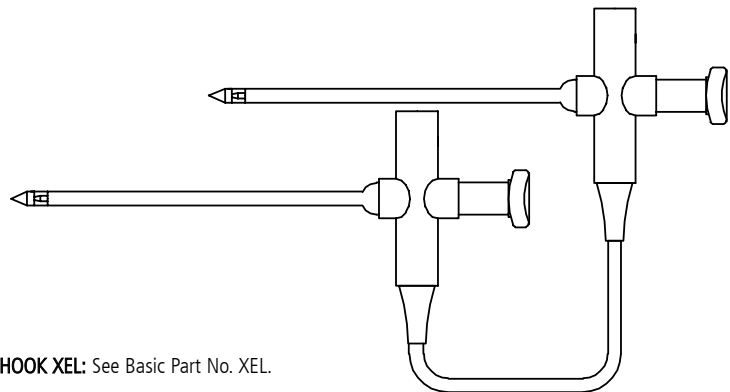
Muti-color Unit:

*See Kilo-Color Info on inside back cover.

HOOKS

E-Z-HOOK XEL TO E-Z-HOOK XEL JUMPER

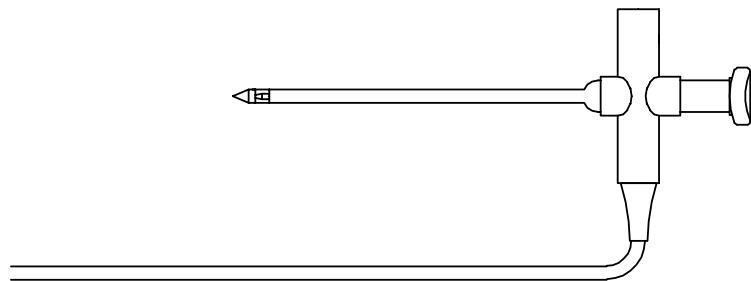
| Hook Model | Part Number |
|-------------------|--------------------------|
| PVC 18 AWG | 604XEL-(length)-(color) |
| Coil Cord, 20 AWG | 604XELC-(length)-(color) |
| Silicone, 18 AWG | 404XEL-(length)-(color) |



E-Z-HOOK XEL: See Basic Part No. XEL.

E-Z-HOOK XEL TO LEAD ONLY . . . NO INTERFACE

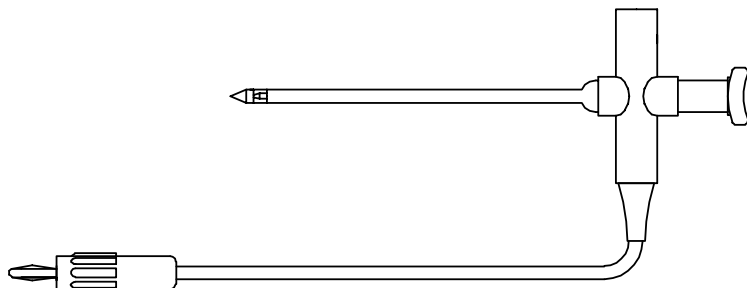
| Hook Model | Part Number |
|-------------------|--------------------------|
| PVC, 18 AWG | 613XEL-(length)-(color) |
| Coil Cord, 20 AWG | 613XELC-(length)-(color) |
| Silicone, 18 AWG | 413XEL-(length)-(color) |



E-Z-HOOK XEL: See Basic Part No. XEL.

E-Z-HOOK XEL TO STANDARD BANANA PLUG

| Hook Model | Part Number |
|-------------------|------------------------|
| PVC, 18 AWG | BXEL-(length)-(color) |
| Coil Cord, 20 AWG | BXELC-(length)-(color) |
| Silicone, 18 AWG | BXEL4-(length)-(color) |

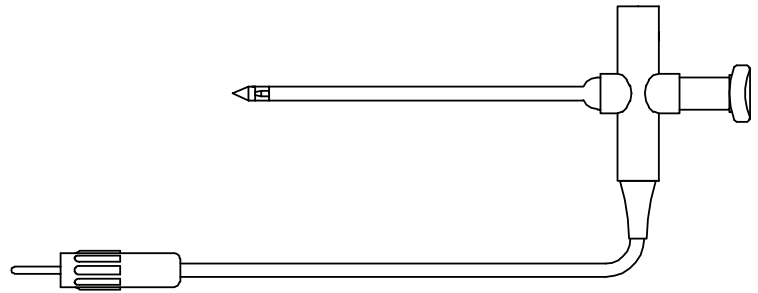


E-Z-HOOK XEL: See Basic Part No. XEL.
 STANDARD BANANA PLUG: See Part No. 9214.

E-Z-MACRO-HOOK, INSULATION-PIERCING TEST LEADS: XEL

E-Z-HOOK XEL TO .080" (2.03mm) PIN PLUG

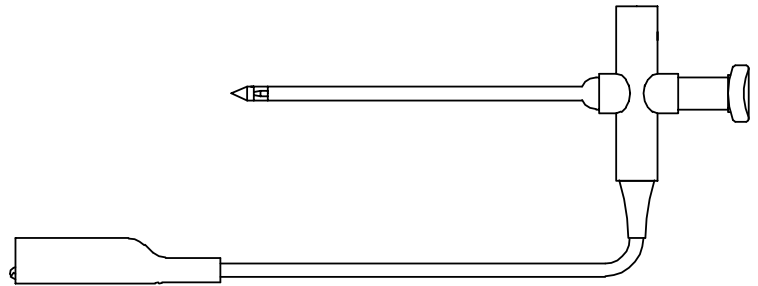
| Hook Model | Part Number |
|-------------------|--------------------------------|
| PVC, 18 AWG | AXEL -(length)-(color) |
| Coil Cord, 20 AWG | AXELC -(length)-(color) |
| Silicone, 18 AWG | AXEL4 -(length)-(color) |



E-Z-HOOK XEL: See Basic Part No. XEL.
.080" (2.03) PIN PLUG: See Part No. 9250.

E-Z-HOOK XEL TO STANDARD ALLIGATOR CLIP

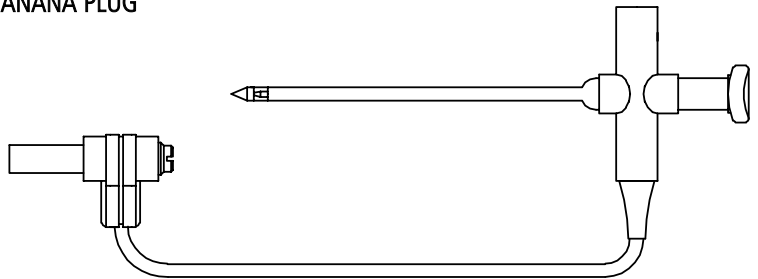
| Hook Model | Part Number |
|-------------------|----------------------------------|
| PVC, 18 AWG | 619XEL -(length)-(color) |
| Coil Cord, 20 AWG | 619XELC -(length)-(color) |
| Silicone, 18 AWG | 419XEL -(length)-(color) |



E-Z-HOOK XEL: See Basic Part No. XEL.
ALLIGATOR CLIP: See Part No. 9274.

E-Z-HOOK XEL TO SHROUDED RIGHT ANGLE STANDARD BANANA PLUG

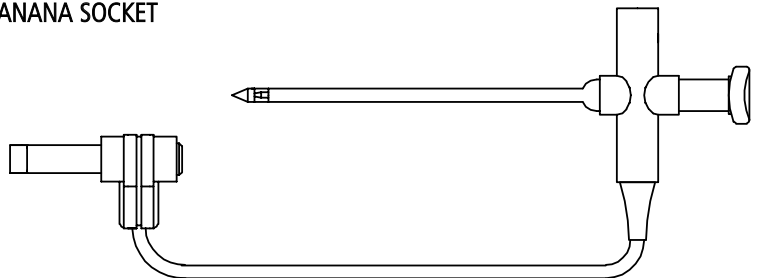
| Hook Model | Part Number |
|-------------------|----------------------------------|
| PVC, 18 AWG | 633XEL -(length)-(color) |
| Coil Cord, 20 AWG | 633XELC -(length)-(color) |
| Silicone, 18 AWG | 433XEL -(length)-(color) |



E-Z-HOOK XEL: See Basic Part No. XEL.
SHROUDED BANANA PLUG: See Part No. 9302.

E-Z-HOOK XEL TO SHROUDED RIGHT ANGLE STANDARD BANANA SOCKET

| Hook Model | Part Number |
|-------------------|----------------------------------|
| PVC, 18 AWG | 634XEL -(length)-(color) |
| Coil Cord, 20 AWG | 634XELC -(length)-(color) |
| Silicone, 18 AWG | 434XEL -(length)-(color) |

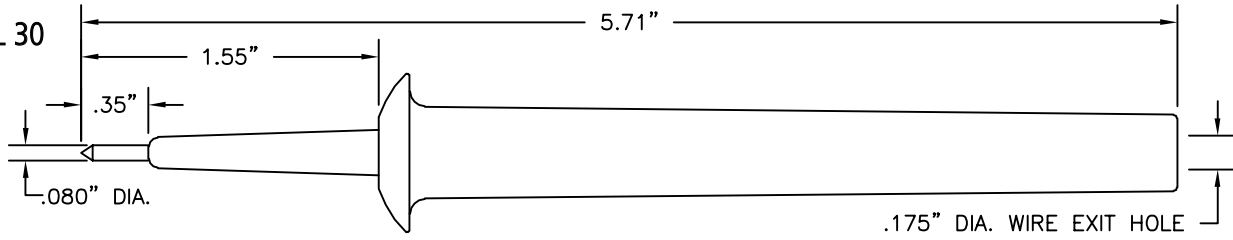


E-Z-HOOK XEL: See Basic Part No. XEL.
SHROUDED BANANA SOCKET: See Part No. 9309.

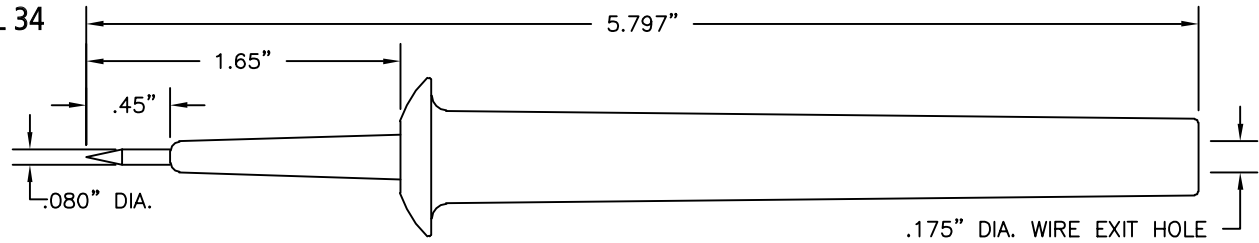
PROBES

HAND-HELD TEST PROBE

PROBE
MODEL 30



PROBE
MODEL 34



| Part No. | Description |
|------------|---|
| 30-(color) | Standard Pin Tip Probe |
| 31-(color) | Std. Pin Tip Probe w/ Std. Banana Socket |
| 34-(color) | Standard Needle Tip Probe |
| 35-(color) | Std. Needle Tip Probe w/ Std. Banana Socket |

TEST PROBE Only (No Lead):

Model 30/31

.080" (2mm) x .350" (8.9mm) pin tip mounted in removable press fit plastic front section. Tapered plastic E-Z-Grip handle with finger rest flange.

Model 34/35

.080" (2mm) x .450" (11.4mm) needle tip mounted in removable press fit plastic front section. Tapered plastic E-Z-Grip handle with finger rest flange.

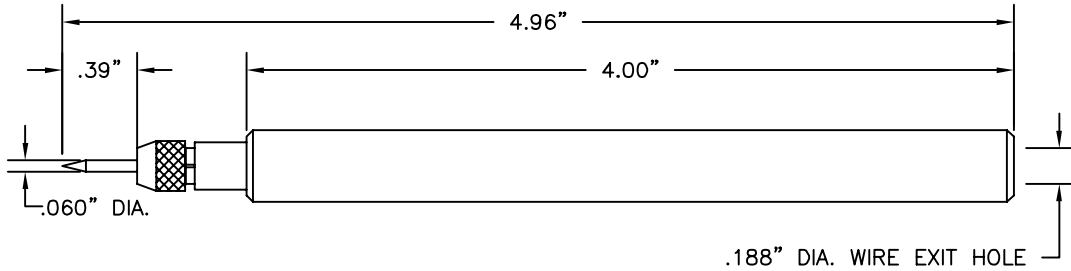
CRIMP TYPE LEAD WIRE STRAIN RELIEF SUPPLIED WITH WIRED ASSEMBLIES.

COLORS: Red, black, blue & green.

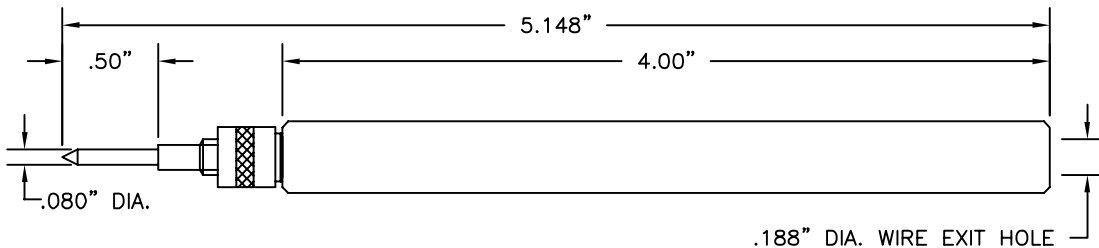
PROBES

HAND-HELD TEST PROBE

PROBE
MODEL 32



PROBE
MODEL 33



| Part No. | Description |
|------------|---|
| 32-(color) | .060" Standard Needle Probe |
| 33-(color) | .080" Standard Tip Probe |
| 36-(color) | .060" Std. Needle Tip Probe w/ Std. Banana Socket |
| 37-(color) | .080" Std. Tip Probe w/ Std. Banana Socket |

TEST PROBE ONLY (No Lead)

Model 32/36

.060" (1.524mm) phono needle tip, 1/4-32 thd. assembly, solder connection. Probe model numbers 32 and 36 have a removable tip.

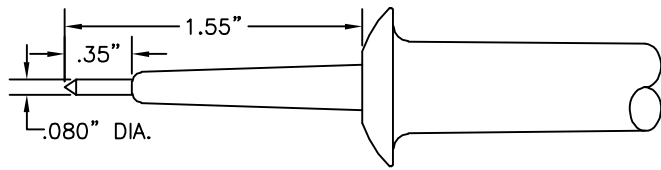
.060" replacement tip part number is **8208**.

Model 33/37

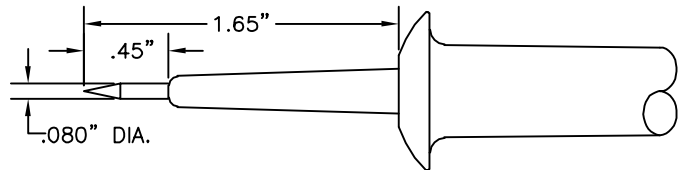
.080" (2.03mm) pin tip, 1/4-32 thd. assembly, solderless connection.

COLORS: Red or black.


TEST PROBE LEADS



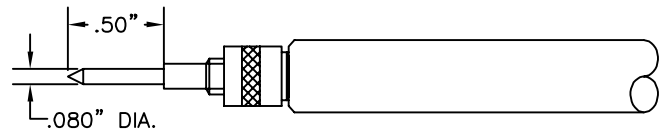
PROBE 30



PROBE 34



PROBE 32



PROBE 33

ALL PROBE MODELS AVAILABLE IN THE FOLLOWING TEST LEAD COMBINATIONS

Standard wire for the following leads is 18 AWG PVC.
20 AWG coil cord (10" coil length, 6" pigtails) is also available.

Additional lead lengths, wire types, and custom leads are available upon request.

PLEASE SPECIFY LENGTH IN INCHES WHEN ORDERING

Ordering information:

PART NO. - WIRE LENGTH - COLOR (ex. 658-12-RED)

Standard lengths include:

| | |
|-----|-------|
| 36" | 90cm |
| 48" | 120cm |
| 60" | 150cm |

COLOR CHART

| | |
|---------|-------------------------|
| 30 & 34 | Red, black, blue, green |
| 32 & 33 | Red, black |

SETS & CUSTOM COLOR

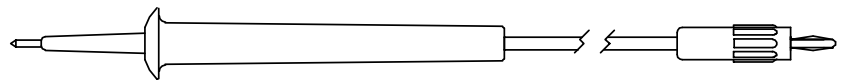
Standard Sets:

R/B = 1 red, 1 black

TEST PROBE TO STANDARD BANANA PLUG

| Probe No. | Part No. |
|-----------|------------------------|
| Probe 30 | 658-(length)-(color) |
| Probe 32 | BX632-(length)-(color) |
| Probe 33 | BX633-(length)-(color) |
| Probe 34 | BX634-(length)-(color) |

Coil cord, add C after part no. (for ex. BX633C)



TEST PROBE: Select probe model.

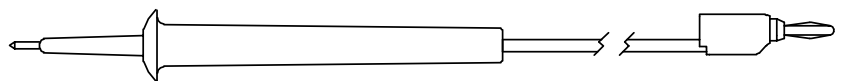
STANDARD BANANA PLUG: See Part No. 9214.

LEAD WIRE: 18 AWG PVC

TEST PROBE TO STACKING STANDARD BANANA PLUG

| Probe No. | Part No. |
|-----------|------------------------|
| Probe 30 | 659-(length)-(color) |
| Probe 32 | 60132-(length)-(color) |
| Probe 33 | 60133-(length)-(color) |
| Probe 34 | 60134-(length)-(color) |

Coil cord, add C after part no. (for ex. 659C)



TEST PROBE: Select probe model.

STACKING STANDARD BANANA PLUG: See Part No. 9260.

LEAD WIRE: 18 AWG PVC

TEST PROBE TO METER BANANA PLUG

| Probe No. | Part No. |
|-----------|------------------------|
| Probe 30 | 662-(length)-(color) |
| Probe 32 | 60532-(length)-(color) |
| Probe 33 | 60533-(length)-(color) |
| Probe 34 | 60534-(length)-(color) |

Coil cord, add C after part no. (for ex. 60534C)



TEST PROBE: See probe model style.

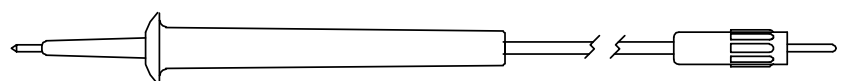
METER BANANA PLUG: See Part No. 9206.

LEAD WIRE: 18 AWG PVC

TEST PROBE TO .080" (2.03mm) PIN PLUG

| Probe No. | Part No. |
|-----------|------------------------|
| Probe 30 | 660-(length)-(color) |
| Probe 32 | AX632-(length)-(color) |
| Probe 33 | AX633-(length)-(color) |
| Probe 34 | AX634-(length)-(color) |

Coil cord, add C after part no. (for ex. AX633C)



TEST PROBE: Select probe model.

.080" (2.03mm) PIN PLUG: See Part No. 9250.

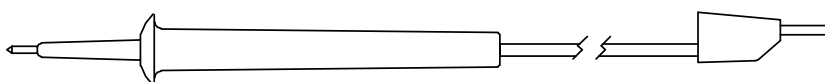
LEAD WIRE: 18 AWG PVC

TEST PROBE LEADS

TEST PROBE TO .080" (2.03mm) STACKING PIN PLUG

| Probe No. | Part No. |
|-----------|------------------------|
| Probe 30 | 661-(length)-(color) |
| Probe 32 | 60232-(length)-(color) |
| Probe 33 | 60233-(length)-(color) |
| Probe 34 | 60234-(length)-(color) |

Coil cord, add C after part no. (for ex. 60232C)



TEST PROBE: Select probe model.

LEAD WIRE: 18 AWG PVC

STACKING .080" (2.03mm) PIN PLUG: See Part No. 9259.

TEST PROBE TO METER PIN PLUG

| Probe No. | Part No. |
|-----------|------------------------|
| Probe 30 | 663-(length)-(color) |
| Probe 32 | 60632-(length)-(color) |
| Probe 33 | 60633-(length)-(color) |
| Probe 34 | 60634-(length)-(color) |

Coil cord, add C after part no. (for ex. 60634C)



TEST PROBE: Select probe model.

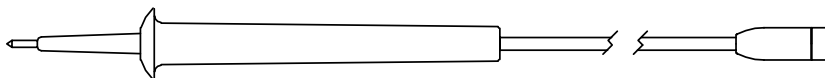
LEAD WIRE: 18 AWG PVC

.080" METER PIN PLUG: See Part No. 9207.

TEST PROBE TO STANDARD BANANA SOCKET

| Probe No. | Part No. |
|-----------|------------------------|
| Probe 30 | 664-(length)-(color) |
| Probe 32 | 61032-(length)-(color) |
| Probe 33 | 61033-(length)-(color) |
| Probe 34 | 61034-(length)-(color) |

Coil cord, add C after part no. (for ex. 664C)



TEST PROBE: Select probe model.

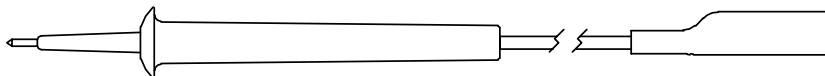
LEAD WIRE: 18 AWG PVC

STANDARD BANANA SOCKET: See Part No. 9210.

TEST PROBE TO STANDARD ALLIGATOR CLIP

| Probe No. | Part No. |
|-----------|------------------------|
| Probe 30 | 669-(length)-(color) |
| Probe 32 | 61932-(length)-(color) |
| Probe 33 | 61933-(length)-(color) |
| Probe 34 | 61934-(length)-(color) |

Coil cord, add C after part no. (for ex. 61932C)



TEST PROBE: Select probe model.

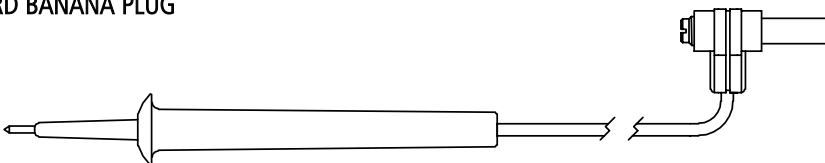
LEAD WIRE: 18 AWG PVC

STANDARD ALLIGATOR CLIP: See Part No. 9274.

TEST PROBE TO SHROUDED RIGHT ANGLE STANDARD BANANA PLUG

| Probe No. | Part No. |
|-----------|------------------------|
| Probe 30 | 666-(length)-(color) |
| Probe 32 | 63332-(length)-(color) |
| Probe 33 | 63333-(length)-(color) |
| Probe 34 | 63334-(length)-(color) |

Coil cord, add C after part no. (for ex. 63334C)



TEST PROBE: Select probe model.

LEAD WIRE: 18 AWG PVC

SHROUDED RIGHT ANGLE STANDARD PLUG: See Part No. 9302.

TEST PROBE TO SHROUDED RIGHT ANGLE STANDARD BANANA PLUG

| Probe No. | Part No. |
|-----------|------------------------|
| Probe 30 | 667-(length)-(color) |
| Probe 32 | 63232-(length)-(color) |
| Probe 33 | 63233-(length)-(color) |
| Probe 34 | 63234-(length)-(color) |

Coil cord, add C after part no. (for ex. 63233C)



TEST PROBE: Select probe model.

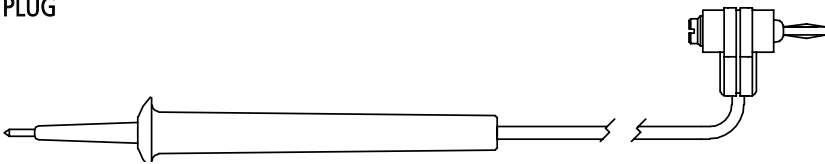
LEAD WIRE: 18 AWG PVC

SHROUDED RIGHT ANGLE STANDARD PLUG: See Part No. 9301.

TEST PROBE TO RIGHT ANGLE STANDARD BANANA PLUG

| Probe No. | Part No. |
|-----------|------------------------|
| Probe 30 | 668-(length)-(color) |
| Probe 32 | 63132-(length)-(color) |
| Probe 33 | 63133-(length)-(color) |
| Probe 34 | 63134-(length)-(color) |

Coil cord, add C after part no. (for ex. 63133C)



TEST PROBE: Select probe model.

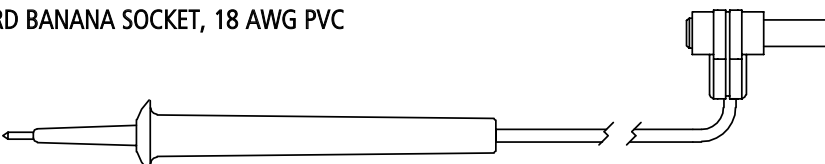
LEAD WIRE: 18 AWG PVC

STANDARD BANANA PLUG: See Part No. 9304.

TEST PROBE TO SHROUDED RIGHT ANGLE STANDARD BANANA SOCKET, 18 AWG PVC

| Probe No. | Part No. |
|-----------|------------------------|
| Probe 30 | 665-(length)-(color) |
| Probe 32 | 63432-(length)-(color) |
| Probe 33 | 63433-(length)-(color) |
| Probe 34 | 63434-(length)-(color) |

Coil cord, add C after part no. (for ex. 63433C)



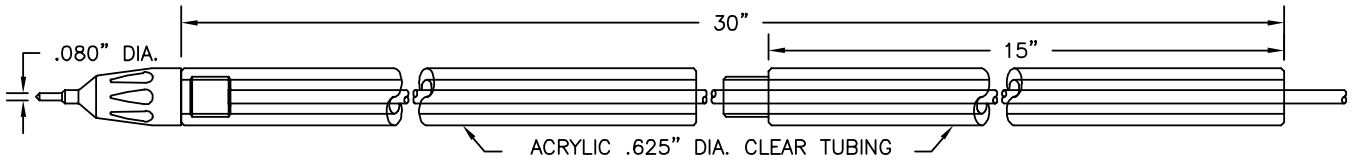
TEST PROBE: Select probe model.

LEAD WIRE: 18 AWG PVC

SHROUDED RIGHT ANGLE STANDARD BANANA SOCKET: See Part No. 9309.

LONG HANDLE TEST PROBE AND LEADS

PROBE MODEL 40

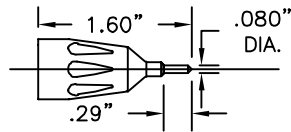


CONSTRUCTION: .080" (2.03mm) 1/4-32 threaded assembly, solderless connection. Plated brass tip. Clear acrylic probe unscrews into two 15" (381 mm) pieces for convenient storage. Available with factory assembled leads only. 18 AWG PVC wire.

NOTE: Model 40 Probe comes standard with model 9398 tip. You may purchase additional tips separately.

Your probe will come with this tip

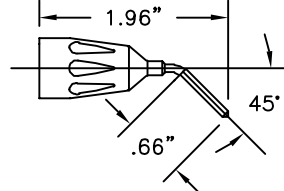
Probe Tip 9398



| Part No. | Description |
|----------|-------------------------------------|
| 9398 | .080" Pin Tip for Long Handle Probe |

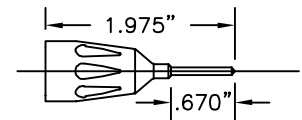
Additional Long Handle Probe Tips:

Probe Tip 9399



| Part No. | Description |
|----------|---|
| 9399 | 45° .080" Pin Tip for Long Handle Probe |

Probe Tip 9400



| Part No. | Description |
|----------|--|
| 9400 | Extended .080" Pin Tip for Long Handle Probe |

LONG HANDLE PROBE AVAILABLE IN THE FOLLOWING TEST LEAD COMBINATIONS

All probes come standard with 9398 tip.
Standard wire for the following leads is 18 AWG PVC.

Additional lead lengths, wire types, and custom leads are available upon request.

PLEASE SPECIFY LENGTH IN INCHES WHEN ORDERING

Standard lengths include:

| | |
|-----|-------|
| 36" | 90cm |
| 48" | 120cm |
| 60" | 150cm |

Lead length measurement does not include handle.

COLOR CHART

Red, black

SETS & CUSTOM COLOR

Standard Sets:

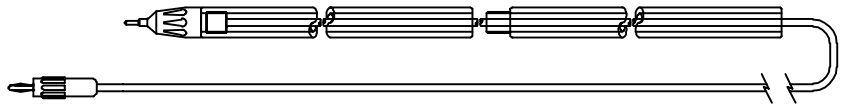
R/B = 1 red, 1 black

LONG HANDLE TEST PROBE TO STANDARD BANANA PLUG, 18 AWG PVC

| Probe No. | Part No. |
|-----------|--------------------------------|
| Probe 40 | BX640 -(length)-(color) |

TEST PROBE See probe model 40.

STANDARD BANANA PLUG: See Part No. 9214.

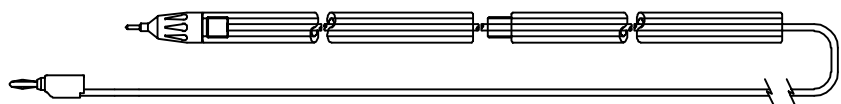


LONG HANDLE TEST PROBE TO STACKING STANDARD BANANA PLUG, 18 AWG PVC

| Probe No. | Part No. |
|-----------|--------------------------------|
| Probe 40 | 60140 -(length)-(color) |

TEST PROBE See probe model 40.

STACKING STANDARD BANANA PLUG: See Part No. 9260.




TEST PROBE TO METER BANANA PLUG, 18 AWG PVC

| Probe No. | Part No. |
|-----------|--------------------------------|
| Probe 40 | 60540 -(length)-(color) |

TEST PROBE See probe model 40.

METER BANANA PLUG: See Part No. 9206.

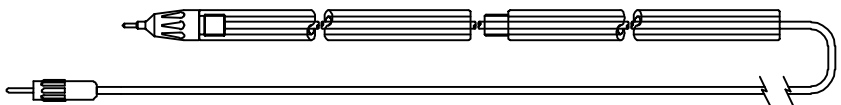


TEST PROBE TO .080" (2.03mm) PIN PLUG, 18 AWG PVC

| Probe No. | Part No. |
|-----------|--------------------------------|
| Probe 40 | AX640 -(length)-(color) |

TEST PROBE See probe model 40.

.080" (2.03mm) PIN PLUG: See Part No. 9250.

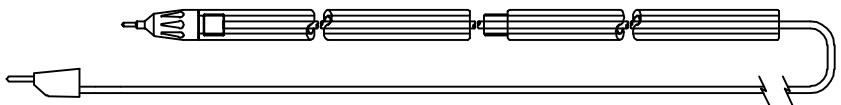


TEST PROBE TO .080" (2.03mm) STACKING PIN PLUG, 18 AWG PVC

| Probe No. | Part No. |
|-----------|--------------------------------|
| Probe 40 | 60240 -(length)-(color) |

TEST PROBE See probe model 40.

STACKING .080" (2.03mm) PIN PLUG: See Part No. 9259.




LONG HANDLE TEST PROBE LEADS

LONG HANDLE TEST PROBE TO METER PIN PLUG, 18 AWG PVC

| | |
|-----------|------------------------|
| Probe No. | Part No. |
| Probe 40 | 60640-(length)-(color) |


TEST PROBE See probe model 40.
 .080" METER PIN PLUG: See Part No. 9207.



LONG HANDLE TEST PROBE TO STANDARD BANANA SOCKET, 18 AWG PVC

| | |
|-----------|------------------------|
| Probe No. | Part No. |
| Probe 40 | 61040-(length)-(color) |

TEST PROBE See probe model 40.
 STANDARD BANANA SOCKET: See Part No. 9210.



LONG HANDLE TEST PROBE TO STANDARD ALLIGATOR CLIP, 18 AWG PVC

| | |
|-----------|------------------------|
| Probe No. | Part No. |
| Probe 40 | 61940-(length)-(color) |

TEST PROBE See probe model 40.
 STANDARD ALLIGATOR CLIP: See Part No. 9274.



LONG HANDLE TEST PROBE TO SHROUDED RIGHT ANGLE STANDARD BANANA PLUG, 18 AWG PVC

| | |
|-----------|------------------------|
| Probe No. | Part No. |
| Probe 40 | 63340-(length)-(color) |

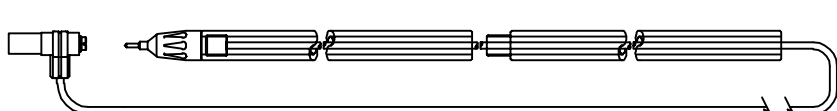
TEST PROBE See probe model 40.
 SHROUDED RIGHT ANGLE STANDARD PLUG: See Part No. 9302.



LONG HANDLE TEST PROBE TO SHROUDED RIGHT ANGLE STANDARD BANANA PLUG, 18 AWG PVC

| | |
|-----------|------------------------|
| Probe No. | Part No. |
| Probe 40 | 63240-(length)-(color) |

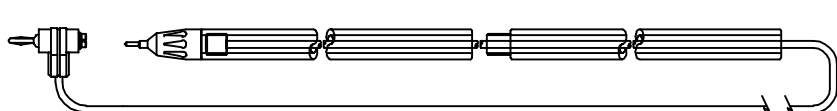
TEST PROBE See probe model 40.
 SHROUDED RIGHT ANGLE STANDARD PLUG: See Part No. 9301.



LONG HANDLE TEST PROBE TO RIGHT ANGLE STANDARD BANANA PLUG, 18 AWG PVC

| | |
|-----------|------------------------|
| Probe No. | Part No. |
| Probe 40 | 63140-(length)-(color) |

TEST PROBE See probe model 40.
 STANDARD BANANA PLUG: See Part No. 9304.



LONG HANDLE TEST PROBE TO SHROUDED RIGHT ANGLE STANDARD BANANA SOCKET, 18 AWG PVC

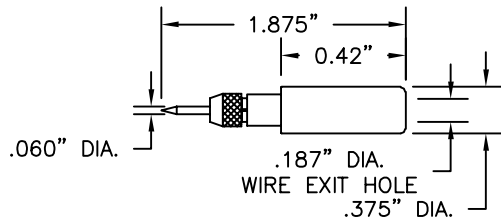
| | |
|-----------|------------------------|
| Probe No. | Part No. |
| Probe 40 | 63440-(length)-(color) |

TEST PROBE See probe model 40.
 SHROUDED RIGHT ANGLE STANDARD BANANA SOCKET: See Part No. 9309.



PROBES & ACCESSORIES

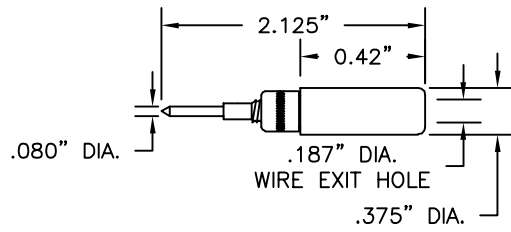
.060" (1.524mm) NEEDLE TIP PROBE



| Part No. | Description |
|----------|------------------|
| 9286 | Needle Tip Probe |

Construction: Plastic handle. 1/4-32 threaded assembly. Solder connection. Nickel plated brass collet. Phono needle point.
Colors: Red and black.

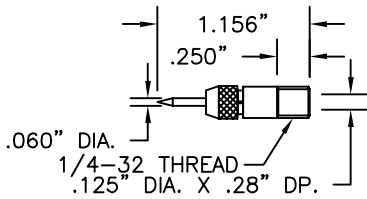
STANDARD .080" (2.03mm) PIN TIP PROBE



| Part No. | Description |
|----------|--------------------------------|
| 9287 | Pin Tip Probe; 18 AWG Wire Max |

Construction: Plastic handle. 1/4-32 threaded assembly. Solderless connection. Nickel plated brass tip.
Colors: Red and black.

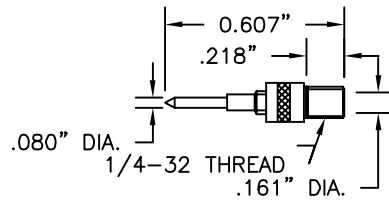
.060" (1.524mm) NEEDLE TIP



| Part No. | Description |
|----------|--|
| 8202 | Replacement Tip for P/N 9286 and 32 Probes |
| 8208 | Phono Needle Tip |

Construction: Nickel plated brass body. Solder assembly. 1/4-32 thread.

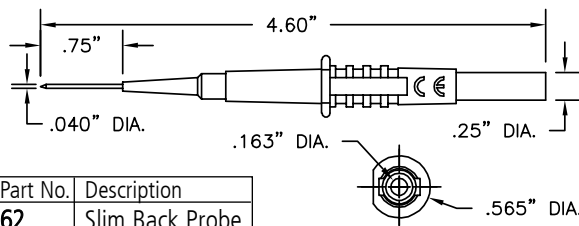
STANDARD .080" (2.03mm) PIN TIP



| Part No. | Description |
|----------|--|
| 8203 | Replacement Tip for P/N 9287 and No. 33 Probes |

Construction: Nickel plated brass body and tip. Solderless assembly. 1/4-32 thread. 18 AWG wire max.

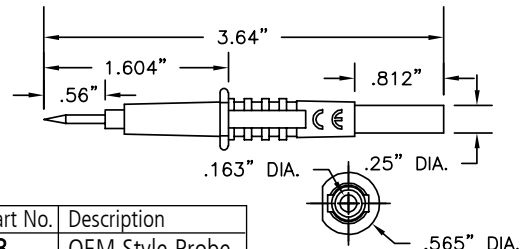
SLIM BACK PROBE WITH BANANA SOCKET



| Part No. | Description |
|----------|-----------------|
| 62 | Slim Back Probe |

Construction: Housing is molded glass filled nylon. Banana socket is nickel plated brass. .040" diameter probe is stainless steel wire. Accepts standard and shrouded banana plugs.

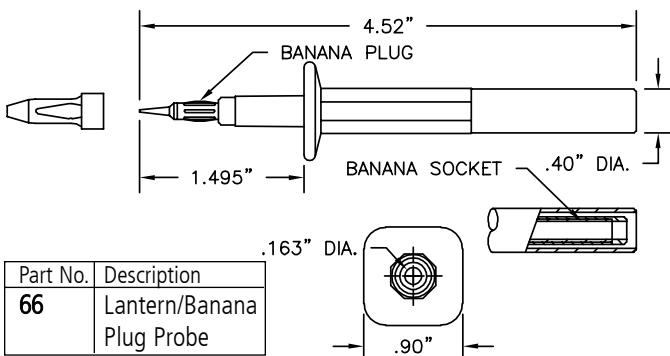
OEM STYLE PROBE WITH BANANA SOCKET



| Part No. | Description |
|----------|-----------------|
| 63 | OEM Style Probe |

Construction: Housing is molded glass filled nylon. Banana socket is nickel plated brass. Accepts standard & shrouded banana plugs. Probe tip is stainless steel.

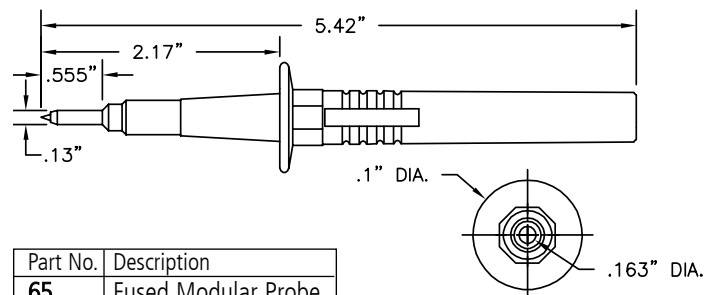
LANTERN/BANANA PLUG PROBE WITH BANANA SOCKET



| Part No. | Description |
|----------|---------------------------|
| 66 | Lantern/Banana Plug Probe |

Construction: Housing is molded glass filled nylon. Banana socket is nickel plated brass. .040" diameter probe stainless steel spring wire. Accepts standard and shrouded banana plugs.

FUSED MODULAR PROBE WITH BANANA SOCKET

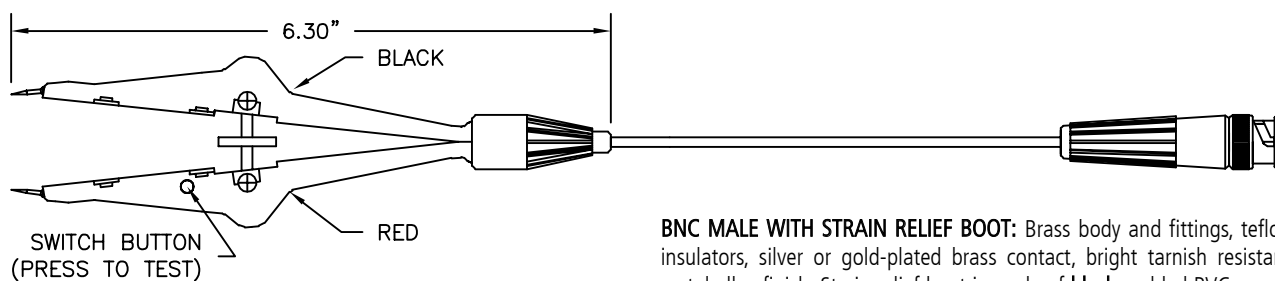


| Part No. | Description |
|----------|---------------------|
| 65 | Fused Modular Probe |

Construction: Housing is molded glass filled nylon. Banana socket and probe tip are nickel plated brass. Rating 500mA/1000V/50kA. IEC 1010 rating: 1000V CAT. Accepts standard and shrouded banana plugs.

VARIABLE SPACING PROBE

VARIABLE SPACING TEST PROBE WITH OR WITHOUT ACTIVATION SWITCH FOR CENTER CONTACT TO MALE BNC

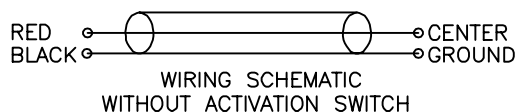
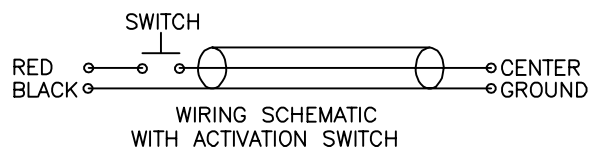


BNC MALE WITH STRAIN RELIEF BOOT: Brass body and fittings, teflon insulators, silver or gold-plated brass contact, bright tarnish resistant metal alloy finish. Strain relief boot is made of **black** molded PVC.

TEST PROBE: Body of probe is made of molded nylon, contacts are hardened steel. Variable spacing probe can be opened to a maximum of one inch (25.4mm). Ideal for single handed probing. Probe No. 4081 style is equipped with an activation switch that lets your meter receive a reading only when switch is depressed. Probe No. 4080 is without activation switch. See wiring schematics.

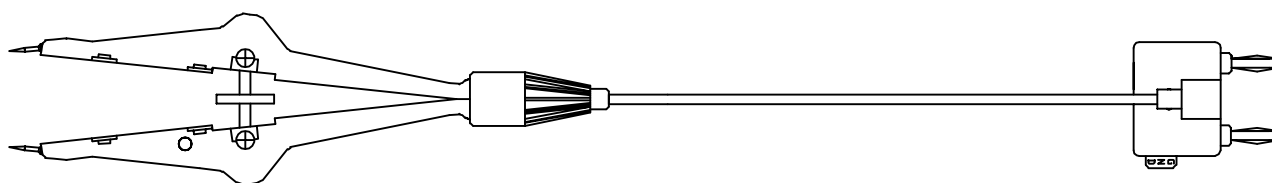
COLOR CHOICES: Center contact side is **red**, ground side is **black**.

CABLE: RG174/U, 50 Ohm, 26 AWG. **COLOR:** Black.



| Part No. | Description |
|-----------------------|--|
| 4081-(length)-(color) | Variable Spacing Probe WITH Activation Switch |
| 4080-(length)-(color) | Variable Spacing Probe WITHOUT Activation Switch |

VARIABLE SPACING TEST PROBE WITH OR WITHOUT ACTIVATION SWITCH TO DOUBLE STACKING BANANA PLUG



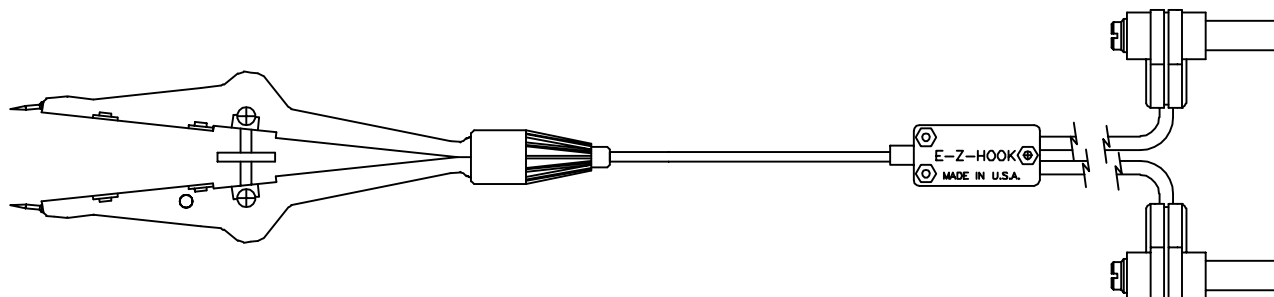
TEST PROBE See selected probe style.

DOUBLE STACKING BANANA PLUG: Nylon handle. Nickel-silver springs. Nickel-plated brass socket. Solderless assembly. See Part No. DB750.

COLOR: Black.

| Part No. | Description |
|-----------------------|---|
| 4083-(length)-(color) | Variable Spacing Probe WITH Activation Switch to Double Stacking Banana Plug |
| 4082-(length)-(color) | Variable Spacing Probe WITHOUT Activation Switch to Double Stacking Banana Plug |

VARIABLE SPACING TEST PROBE WITH OR WITHOUT ACTIVATION SWITCH TO SHROUDED RIGHT ANGLE BANANA PLUGS



TEST PROBE See selected probe style.

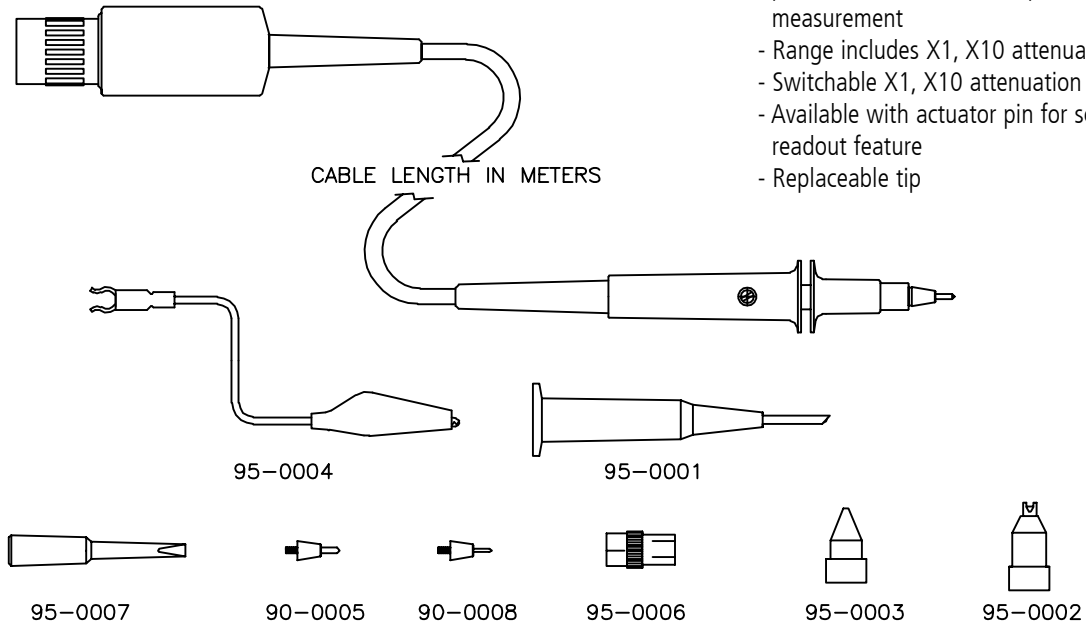
RIGHT ANGLE BANANA PLUGS: Nickel-plated brass body. Nickel-plated phosphor bronze springs. Plastic handle. Solderless assembly. See Part No. 9302.

COLOR: 1 red and 1 black.

| Part No. | Description |
|-----------------------|---|
| 4085-(length)-(color) | Variable Spacing Probe WITH Activation Switch to Shrouded Right Angle Banana Plugs |
| 4084-(length)-(color) | Variable Spacing Probe WITHOUT Activation Switch to Shrouded Right Angle Banana Plugs |

MODULAR OSCILLOSCOPE PROBES

- Use with any scope
- Bandwidth D.C. to 300 MHz
- 1.2 Nano second rise time and less than 3 percent overshoot insures precise measurement
- Range includes X1, X10 attenuation
- Switchable X1, X10 attenuation
- Available with actuator pin for scopes with readout feature
- Replaceable tip



| MODEL | ATTEN ± 3% | CABLE METERS | INPUT RES M | INPUT *1 CAP pF | BW MHz | MAX INPUT V | COMP RANGE pF | READOUT |
|------------|---------------|-----------------|----------------|--------------------|-----------|----------------|------------------|---------|
| 90-1-1 | X1 | 1.5 | 1 | <43.0 | 20 | 600 | | |
| 90-1-2 | X1 | 2.0 | 1 | <60.0 | 12 | 600 | | |
| 90-1-3 | X1 | 3.0 | 1 | <80.0 | 8 | 600 | | |
| 90-10-1 | X10 | 1.5 | 10 | <13.0 | 250 | 600 | 10-60 | NO |
| 90-10-2 | X10 | 2.0 | 10 | <14.0 | 200 | 600 | 10-60 | NO |
| 90-10-3 | X10 | 3.0 | 10 | <17.5 | 100 | 600 | 10-60 | NO |
| 90-10-1-R | X10 | 1.5 | 10 | <13.0 | 250 | 600 | 10-60 | YES |
| 90-10-2-R | X10 | 2.0 | 10 | <14.0 | 200 | 600 | 10-60 | YES |
| 90-10-3-R | X10 | 3.0 | 10 | <17.5 | 100 | 600 | 10-60 | YES |
| 90-10-1-H | X10 | 1.5 | 10 | <13.0 | 300 | 600 | 10-60 | NO |
| 90-10-2-H | X10 | 2.0 | 10 | <14.0 | 250 | 600 | 10-60 | NO |
| 90-10-3-H | X10 | 3.0 | 10 | <17.5 | 150 | 600 | 10-60 | NO |
| 90-10-1-HR | X10 | 1.5 | 10 | <13.0 | 300 | 600 | 10-60 | YES |
| 90-10-2-HR | X10 | 2.0 | 10 | <14.0 | 250 | 600 | 10-60 | YES |
| 90 -SW- 1 | X10 | 1.5 | 10 | <13.5 | 250 | 600 | 10-60 | NO |
| | X1 | | 1 | <59.0 | 8 | | | |
| 90 -SW- 2 | X10 | 2.0 | 10 | <14.5 | 200 | 600 | 10-60 | NO |
| | X1 | | 1 | <72.0 | 6 | | | |
| 90 -SW- 3 | X10 | 3.0 | 10 | <18.5 | 100 | 600 | 10-60 | NO |
| | X1 | | 1 | <95.0 | 5 | | | |
| 90-100-2 | X100 | 2.0 | 10 | <5.0 | 250 | 600 | 15-40 | NO |
| 90-100-2-A | X100 | 2.0 | 10 | <5.0 | 250 | 600 | 15-40 | YES |

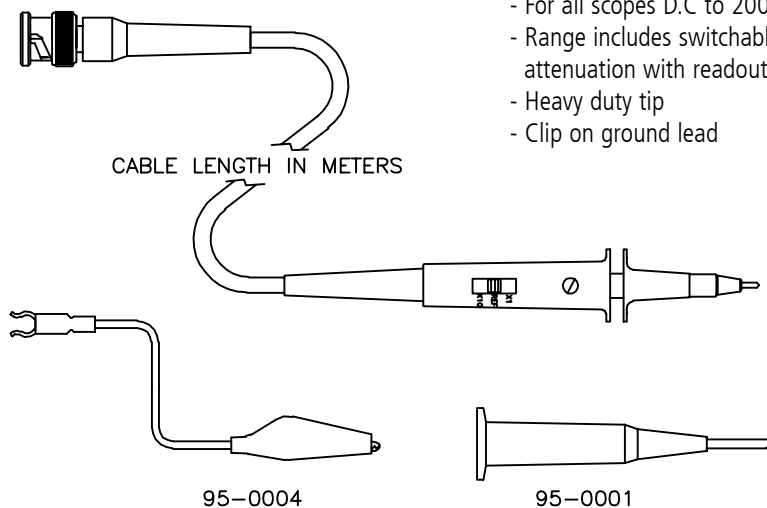
The above supplied with **Accessory Kit 90-0010** consisting of:

| | | | | | |
|-----------------|---------|-----------------|---------|----------------|---------|
| Sprung hook | 95-0001 | BNC adapter | 95-0006 | I.C. tip | 95-0002 |
| Insulating tip | 95-0003 | Trimmer tool | 95-0007 | 6" Ground lead | 95-0004 |
| Probe tip .055" | 90-0005 | Probe tip .030" | 90-0008 | | |

Note: A) 12" Ground lead 95-0005 is available as a spare. B) When ordering spares for the above probes please reference the part number and whether you require the probe head, compensation box, or cable assembly.

MONOLITHIC OSCILLOSCOPE PROBES

- Low cost quality probes
- For all scopes D.C to 200 MHz
- Range includes switchable X1, X10 attenuation with readout feature
- Heavy duty tip
- Clip on ground lead



| MODEL | ATTEN ± 3% | CABLE METERS | INPU RES M | INPUT *1 CAP pF | BW MHz | MAX INPUT V | COMP RANGE pF | READOUT |
|-----------|---------------|-----------------|---------------|--------------------|-----------|----------------|------------------|---------|
| 95-1-1 | X1 | 1.5 | 1 | <43.0 | 20 | 600 | | |
| 95-10-1 | X10 | 1.5 | 10 | <10.0 | 100 | 600 | 10-60 | NO |
| 95-10-1-R | X10 | 1.5 | 10 | <10.0 | 100 | 600 | 10-60 | YES |
| 95-10-2 | X10 | 2.0 | 10 | <10.5 | 100 | 600 | 10-60 | NO |
| 95-10-3 | X10 | 3.0 | 10 | <12.0 | 100 | 600 | 10-60 | NO |
| 95-SW-1 | X10 | 1.5 | 10 | <10.5 | 100 | 600 | 10-60 | NO |
| 95-SW-2 | X1 | 2.0 | 1 | <45.0 | 8 | 600 | 10-60 | NO |
| | X10 | | 10 | <11.0 | 100 | | | |
| 95-SW-3 | X1 | 3.0 | 1 | <56.0 | 6 | 600 | 10-60 | NO |
| | X10 | | 10 | <12.5 | 100 | | | |
| | X1 | | 1 | <80.0 | 5 | | | |

The above supplied with **Accessory Kit 95-0010** consisting of:

| | | | | | |
|---------------|---------|--------------|---------|----------------|---------|
| Sprung hook | 95-0001 | BNC adapter | 95-0006 | I.C. tip | 95-0002 |
| Insulated tip | 95-0003 | Trimmer tool | 95-0007 | 6" Ground lead | 95-0004 |

Note: 12" Ground lead 95-0005 is available as a spare.

| | | | | | | | | |
|------------|-----|-----|----|-------|-----|-----|-------|-----|
| 95-SW-2-R | X10 | 2.0 | 10 | <14.0 | 100 | 600 | 15-47 | YES |
| | X1 | | 1 | <56.0 | 6.7 | | | |
| 95-SW-2-HR | X10 | 2.0 | 10 | <14.0 | 200 | 600 | 15-47 | YES |
| | X1 | | 1 | <56.0 | 6.7 | | | |

The above supplied with **Accessory Kit 95-0012** consisting of:

| | | | | | |
|-----------------|---------|-------------------|---------|------------------|---------|
| Sprung hook | 95-0001 | BNC adapter | 95-0006 | I.C. tip | 95-0002 |
| Insulated tip | 95-0003 | Trimmer tool | 95-0007 | 6" Ground lead | 95-0004 |
| 12" GROUND LEAD | 95-0005 | 6-32 adapter | 95-0009 | *Banana plug tip | 95-0011 |
| *Alligator clip | 95-0008 | Dual probe holder | 95-0013 | | |

*Used with 6-32 Adapter 95-0009

E-Z-HOOK CROSS REFERENCE CHART

The chart below shows which E-Z-HOOK probe is recommended to give equal performance to other manufacturers' probes. The user may want to select an E-Z-HOOK monolithic for greater economy, or an E-Z-HOOK modular for wider bandwidth and repairability.

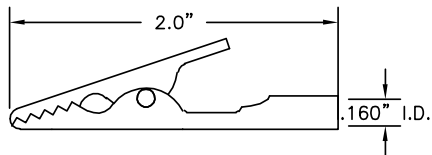
| MFR. NAME | MODEL# | E-Z-HOOK MONOLITHIC | E-Z-HOOK MODULAR | MFR. NAME | MODEL# | E-Z-HOOK MONOLITHIC | E-Z-HOOK MODULAR | MFR. NAME | MODEL# | E-Z-HOOK MONOLITHIC | E-Z-HOOK MODULAR | |
|------------|-------------------|---------------------|------------------|--|-------------|---------------------|------------------|-----------|------------|---------------------|------------------|---------|
| TEKTRONIX | P6006 | 95-1-1 | 90-1-1 | HEWLETT-PACKARD | 10007B | 95-1-1 | 90-1-1 | KIKUSI | P100-S | 95-SW-1 | 90-SW-1 | |
| | P6007 | 95-100-2 | 90-100-2 | | 10008B | 95-1-2 | 90-1-2 | | 9081 | 95-SW-1 | 90-SW-1 | |
| | P6009 | 95-100-2A | 90-100-2A | | 10013A | 95-10-2 | 90-10-2 | | 9101 | 95-SW-1 | 90-SW-1 | |
| | P6053B | | 90-10-1-R | | 10014A | | 90-10-1-H | | P250-2 | 95-10-1 | 90-10-1 | |
| | P6101A 01 | 95-1-1 | 90-1-1 | | 10016B | | 90-10-1-H | | 9101-AM | 95-SW-1 | 90-SW-1 | |
| | P6101A | 95-1-2 | 90-1-2 | | 10017A | | 90-10-1-H | | 9052-AM | 95-100-2 | 90-100-2 | |
| | P6101A 03 | 95-1-3 | 90-1-3 | | 10018A | 95-10-2 | 90-10-2 | GOULD | PB12 | 95-SW-1 | 90-SW-1 | |
| | P6103 | 95-1-1 | 90-1-1 | | 10021A | 95-1-1 | 90-1-1 | | PB13 | 95-10-1 | 90-10-1 | |
| | P6105A 01 | | 90-10-1-R | | 10022A | 95-1-1 | 90-1-2 | | PB17 | 95-100-2 | 90-100-2 | |
| | P6015A 01 | | 90-10-2-R | | 10040A | 95-10-1 | 90-10-1 | | PB19 | 95-10-1 | 90-10-1 | |
| | P6105A | | 90-10-3-R | | 10041A | 95-10-2 | 90-10-2 | | PB20 | 95-SW-1 | 90-SW-1 | |
| | P6106A 01 | | 90-10-1-HR | | 10042A | 95-10-3 | 90-10-3 | | PB36 | | 90-10-1-HR | |
| | P6106A | | 90-10-2-HR | | 10432A | | 90-10-1-H | HAMEG | HZ30 | 95-10-1 | 90-10-1 | |
| | P6108A | 95-1-1 | 90-1-1 | | 10433A | | 90-10-2-H | | HZ35 | 95-1-1 | 90-1-1 | |
| | P6109 | | 90-10-1-R | | 10434A | 95-10-1 | 90-10-1 | | HZ36 | 95-SW-1 | 90-SW-1 | |
| | P6119 | 95-SW-1 | 90-SW-1 | | 10435A | | 90-10-1-H | | HZ509 | 95-1-1 | 90-1-1 | |
| | P6121 | | 90-10-1-R | | 10436A | 95-10-2 | 90-10-2 | | HZ51 | 95-10-1 | 90-10-1 | |
| | P6122 | 95-10-1 | 90-10-1 | | 10438A | 95-1-1 | 90-1-1 | | HZ52 | 95-10-1 | 90-10-1 | |
| | P6122 02 | 95-10-2 | 90-10-2 | 10439A | 95-1-2 | 90-1-2 | HZ53 | 95-100-2 | 90-100-2 | | | |
| | P6122 03 | 95-10-3 | 90-10-3 | 10441A | 95-100-2 | 90-100-2 | HZ54 | 95-SW-1 | 90-SW-1 | | | |
| | P6130 01 | | 90-10-1-R | B & K | PR-33 | 95-SW-60 | 90-SW-60 | BECKMAN | SP20 | 95-SW-1 | 90-SW-1 | |
| | P6130 | | 90-10-2-R | | PR-37 | 95-SW-1 | 90-SW-1 | | SP60 | 95-SW-1 | 90-SW-1 | |
| | P6130 03 | | 90-10-3-R | | PR-40 | 95-SW-1 | 90-SW-1 | | SP100 | 95-SW-1 | 90-SW-1 | |
| | P6131 | | 90-10-1-HR | | PR-45 | 95-10-1 | 90-10-1 | POMONA | 4550 | 95-SW-1 | 90-SW-1 | |
| | P6131 02 | | 90-10-2-HR | | PR-46 | 95-10-1 | 90-10-1 | | 5586 | 95-1-1 | 90-1-1 | |
| | P6133 01 | | 90-10-1-R | | PR-47 | 95-10-1 | 90-10-1 | | 5587 | 95-10-1 | 90-10-1 | |
| | P6133 | | 90-10-2-R | PR-100 | 95-100-2 | 90-100-2 | 5590 | | | 90-10-1-R | | |
| | P6133 03 | | 90-10-3-R | LEADER | LP-16BX | 95-SW-1 | 90-SW-1 | | 5621 | 95-1-1 | 90-1-1 | |
| | P6062B | 95-SW-2-R | 90-SW-2-R | | LP-060X | 95-SW-1 | 90-SW-1 | | 5622 | 95-10-1 | 90-10-1 | |
| | P6063B | 95-SW-2-HR | 90-SW-2-HR | | LP-100X | 95-SW-2 | 90-SW-2 | 5707 | 95-10-2 | 90-10-2 | | |
| | TEST PROBES, INC. | M12SW | | 90-SW-1 | PHILIPS | 8924/00 | 95-1-1 | 90-1-1 | KENWOOD | PC-22 | 95-SW-1 | 90-SW-1 |
| | | M20SW | | 90-SW-2 | | 8927A5 | 95-10-1 | 90-10-1 | | PC-29 | 95-10-1 | 90-10-1 |
| | | M12X1 | | 90-1-1 | | 8933 | 95-SW-1 | 90-SW-1 | | PC-30 | 95-SW-1 | 90-SW-1 |
| M12X10 | | | 90-10-1 | 8935 | 95-10-1 | 90-10-1 | PC-31 | | 90-10-1-R | | | |
| M12X10AP | | | 90-10-1-R | 9326 | 95-SW-1 | 90-SW-1 | LECROY | P9010 | 95-10-1 | 90-10-1 | | |
| M15X10HF | | | 90-10-1-H | 9327 | 95-SW-1 | 90-SW-1 | | P9010/2 | 95-10-2 | 90-10-2 | | |
| M15X10HFAP | | | 90-10-1-HR | 9328 | 95-SW-1 | 90-SW-1 | | P9011 | 95-SW-1 | 90-SW-1 | | |
| M15X100 | | | 90-100-2 | 9336 | 95-10-1 | 90-10-1 | | P9020 | | 90-10-1-HR | | |
| M20X10 | | | 90-10-2 | PM8921 | 95-1-1 | 90-1-1 | | P9100 | 95-100-2 | 90-100-2 | | |
| M20X10AP | | | 90-10-2-R | PM8922/00 | 95-SW-1 | 90-SW-1 | | NICOLET | 085-718300 | 95-1-1 | 90-1-1 | |
| M20X10HF | | | 90-10-2-H | PM8923 | 95-SW-1 | 90-SW-1 | 085-718400 | | 95-10-1 | 90-10-1 | | |
| M20X10HFAP | | | 90-10-2-HR | PM8924/20 | 95-1-2 | 90-1-2 | 085-718500 | | | 90-10-1-R | | |
| M20X100 | | | | PM8926/00 | 95-10-1 | 90-10-1 | 085-722100 | | 95-100-2 | 90-100-2 | | |
| 1P20 | | 95-1-1 | | PM8926/09 | | 90-10-2-R | | | | | | |
| P100 | | 95-10-1 | | PM8927A | 95-10-1 | 90-10-1 | | | | | | |
| SP100 | | 95-SW-1 | | PM8928 | 95-10-1 | 90-10-1 | | | | | | |
| 2SP100 | | 95-SW-2 | | PM8928/09 | | 90-10-1-HR* | | | | | | |
| HITACHI | | AT-10AE1.5 | 95-10-1 | 90-10-1 | PM8929/29 | | 90-10-2-HR* | | | | | |
| | AT-10AD1.5 | 95-10-1 | 90-10-1 | PM8931/00 | 95-100-2 | 90-100-2 | | | | | | |
| | AT-10AH1.5 | 95-SW-1 | 90-SW-1 | PM8931/09 | 95-100-2-A* | 90-100-2-A* | | | | | | |
| | AT-10AK1.5 | 95-SW-1 | 90-SW-1 | PM8936/09 | | 90-10-1-R* | | | | | | |
| | AT-10AP1.5 | 95-SW-1 | 90-SW-1 | *E-Z-HOOK PROBES DO NOT ACTIVATE READOUT ON PHILIPS SCOPES | | | | | | | | |
| | AT-10AN1.5 | 95-10-1 | 90-10-1 | KIKUSI | P060-2 | 95-10-1 | 90-10-1 | | | | | |
| | AT-AL1.5 | 95-SW-60 | 90-SW-60 | | 9080 | 95-10-1 | 90-10-1 | | | | | |
| | AT-10AJ1.5 | 95-10-1 | 90-10-1 | | 9200A | 95-10-1 | 90-10-1 | | | | | |
| | AT-100AM1.5 | 95-100-2 | 90-100-2 | | P060-S | 95-SW-1 | 90-SW-1 | | | | | |
| | HEWLETT-PACKARD | 1001A | 95-10-1 | | 90-10-1 | | | | | | | |
| 1003A | | 95-10-1 | 90-10-1 | | | | | | | | | |
| 1004D | | 95-10-1 | 90-10-1 | | | | | | | | | |
| 10001B | | 95-10-3 | 90-10-3 | | | | | | | | | |
| 10005D | | 95-10-3 | 90-10-3 | | | | | | | | | |
| 10006D | | 95-10-2 | 90-10-2 | | | | | | | | | |

PROBES

ALLIGATOR CLIPS

For alligator clip test leads please see page 46.

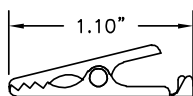
STANDARD ALLIGATOR CLIP (UNINSULATED)



| Part No. | Description |
|----------|-------------------------|
| 9270 | Standard Alligator Clip |

Construction: Nickel-plated steel. Solder assembly.

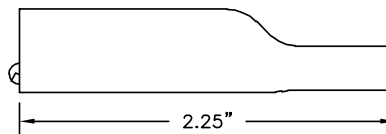
MINIATURE ALLIGATOR CLIP (UNINSULATED)



| Part No. | Description |
|----------|--------------------------|
| 9271 | Miniature Alligator Clip |

Construction: Nickel-plated steel. Solder assembly.

INSULATED STANDARD ALLIGATOR CLIP

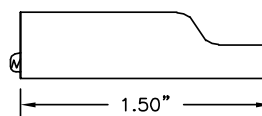


| Part No. | Description |
|----------|--|
| 9274 | Standard Alligator Clip with Vinyl Insulator |

Construction: Insulator is molded PVC. Alligator is nickel-plated steel.

Colors: Available in 10 colors.

INSULATED MINIATURE ALLIGATOR CLIP

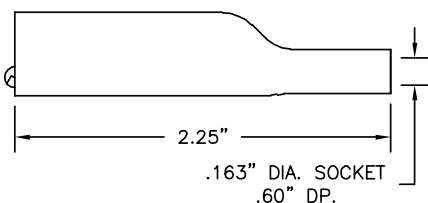


| Part No. | Description |
|----------|---|
| 9275 | Miniature Alligator Clip with Vinyl Insulator |

Construction: Insulator is molded PVC. Alligator is nickel-plated steel.

Colors: Available in 10 colors.

STANDARD BANANA SOCKET TO STANDARD ALLIGATOR CLIP

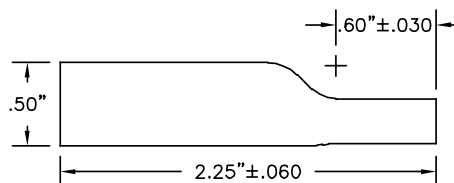


| Part No. | Description |
|----------|---|
| 8016 | Standard Banana Socket to Standard Alligator Clip |

Construction: Insulator is molded PVC. Alligator jaws are nickel-plated steel. Banana socket is nickel-plated brass.

Colors: Available in 10 colors.

FLEXIBLE VINYL STANDARD ALLIGATOR INSULATOR

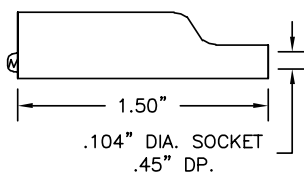


| Part No. | Description |
|----------|--|
| 9272 | Flexible Vinyl Insulator for Standard Alligator Clip |

Construction: Insulator is molded PVC.

Colors: Available in 10 colors.

MINIATURE BANANA SOCKET TO MINIATURE ALLIGATOR CLIP

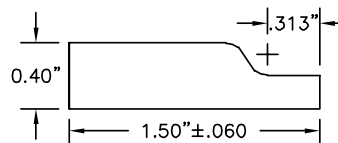


| Part No. | Description |
|----------|---|
| 8048 | Miniature Banana Socket to Miniature Alligator Clip |

Construction: Insulator is molded PVC. Alligator jaws are nickel-plated steel. Banana socket is nickel-plated brass.

Colors: Available in 10 colors.

FLEXIBLE VINYL MINIATURE ALLIGATOR INSULATOR



| Part No. | Description |
|----------|---|
| 9273 | Flexible Vinyl Insulator for Miniature Alligator Clip |

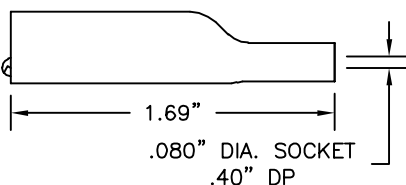
Construction: Insulator is molded PVC.

Colors: Available in 10 colors.

ALLIGATOR CLIPS

STANDARD .080" (2.03mm) TIP SOCKET TO STANDARD ALLIGATOR CLIP

| Part No. | Description |
|----------|--|
| 8014 | .080" Tip Skt on Standard Alligator Clip |

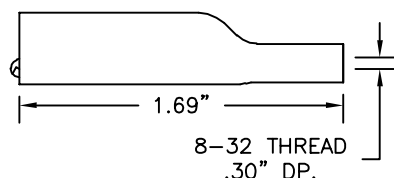


Construction: Insulator is molded PVC. Alligator jaws are nickel-plated steel. .080" socket is machined brass nickel plated. Contact spring is silver plated beryllium copper.

Colors: Available in 10 colors.

FEMALE 8-32 THREAD TO STANDARD ALLIGATOR CLIP

| Part No. | Description |
|----------|--|
| 8047 | Standard Alligator to Female 8-32 Thread |

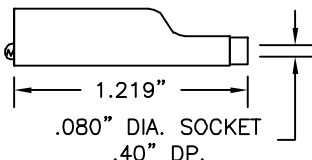


Construction: Insulator is molded PVC. Alligator jaws and 8-32 female thread are nickel-plated steel.

Colors: Available in 10 colors.

STANDARD .080" (2.03mm) TIP SOCKET TO MINIATURE ALLIGATOR CLIP

| Part No. | Description |
|----------|---|
| 8015 | .080" Tip Skt on Miniature Alligator Clip |

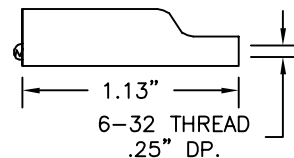


Construction: Insulator is molded PVC. Alligator jaws are nickel-plated steel. .080" socket is machined brass nickel plated. Contact spring is silver plated beryllium copper.

Colors: Available in all 10 colors.

FEMALE 6-32 THREAD TO MINIATURE ALLIGATOR CLIP

| Part No. | Description |
|----------|---|
| 8040 | Miniature Alligator to Female 6-32 Thread |

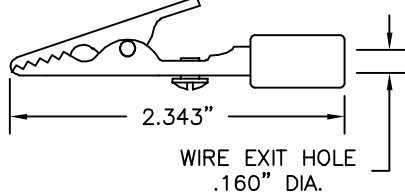


Construction: Insulator is molded PVC. Alligator jaws and 6-32 female thread are nickel-plated steel.

Colors: Available in all 10 colors.

STANDARD ALLIGATOR CLIP SOLDERLESS ASSEMBLY WITH INSULATION SLEEVE

| Part No. | Description |
|----------|--|
| 9288 | Standard Alligator Solderless Assembly |

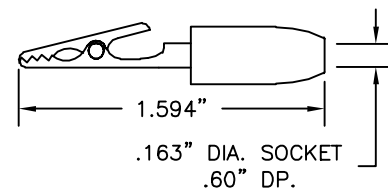


Construction: Nickel-plated steel. Insulation sleeve is molded tenite acetate.

Colors: Available in red and black.

STANDARD BANANA SOCKET TO MINIATURE ALLIGATOR CLIP

| Part No. | Description |
|----------|---|
| 8017 | Standard Banana Skt on Miniature Alligator Clip |

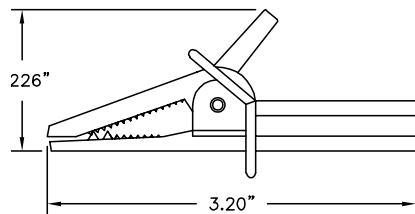


Construction: Insulator (banana socket only) is molded nylon. Alligator jaws are nickel-plated steel. Banana socket is a nickel plated brass.

Colors: Available in all 10 colors.

FULLY INSULATED LARGE ALLIGATOR WITH FINGER FLANGES TO BANANA SOCKET, ACCEPTS SHROUDED BANANA PLUGS

| Part No. | Description |
|----------|---|
| 9468 | Large Alligator Clip to Banana Socket, Accepts Std. or Shrouded Plugs |

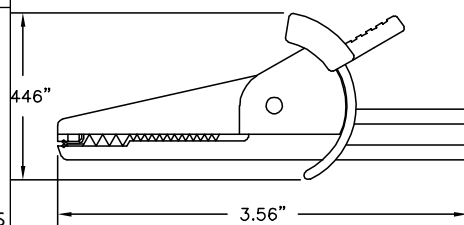


Construction: Insulator is molded nylon. Alligator jaws and banana socket are formed steel nickel plated. (IEC 1010 compliant)

Colors: Available in 10 colors.

1000 VOLT INSULATED ALLIGATOR CLIP, ACCEPTS SHROUDED BANANA PLUGS

| Part No. | Description |
|----------|---|
| 9433 | Alligator Clip to Ban. Skt, Accepts Shrouded or Std. Ban. Plugs |

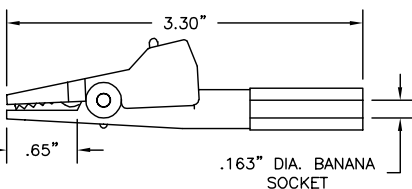


Construction: Insulator is molded nylon. Alligator jaws and banana socket are formed steel nickel plated. IEC 1010 rating: 1000 Volts Cat III, 30 amps.

Colors: Black, red, green, blue, yellow, white.

FULLY INSULATED LARGE ALLIGATOR WITH FINGER FLANGES TO BANANA SOCKET, ACCEPTS SHROUDED BANANA PLUGS

| Part No. | Description |
|----------|--|
| 9432 | Small Fully Insulated Alligator Clip to Ban. Skt, Accepts Shrd. or Standard Banana Plugs |

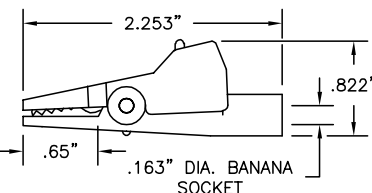


Construction: Insulator is molded nylon. Alligator jaws and banana socket are formed steel nickel plated. IEC 1010 rating: 1000 Volts Cat III, 30 amps.

Colors: Black, red, green, blue, yellow, white.

SMALL FULLY INSULATED ALLIGATOR CLIP, ACCEPTS SHROUDED BANANA PLUGS

| Part No. | Description |
|----------|---|
| 9431 | Small Fully Insulated Alligator Clip to Ban. Skt, Accepts Retractable Shrouded or Std. Banana Plugs |




Construction: Insulator is molded nylon. Alligator jaws and banana socket are formed steel nickel plated. IEC 1010 rating: 1000 Volts Cat III, 30 amps.

Colors: Black, red, green, blue, yellow, white.

ALLIGATOR CLIP TEST LEADS



STANDARD ALLIGATOR CLIP
P/N 9274



MINIATURE ALLIGATOR CLIP
P/N 9275

THESE MODELS AVAILABLE IN THE FOLLOWING TEST LEAD COMBINATIONS

Additional lead lengths, wire types, and custom leads available upon request.

Miniature and standard alligator leads are offered in 22 AWG or 18 AWG PVC wire, as well as coil cord. For coil cord, part numbers in the 200's utilize 22 AWG (48") cord and part numbers in the 600's utilize 20 AWG (60") cord.

Standard lengths include:

| | | | |
|--------------------------------------|------|-----|-------|
| 3" | 8cm | 24" | 60cm |
| 6" | 15cm | 36" | 90cm |
| 12" | 30cm | 48" | 120cm |
| 18" | 45cm | 60" | 150cm |
| 48"(22 AWG) or 60"(20 AWG) Coil Cord | | | |

| | |
|--------|--------|
| Black | Green |
| Brown | Blue |
| Red | Violet |
| Orange | Gray |
| Yellow | White |

Test leads available in the above colors.

SETS & CUSTOM COLOR

Standard Sets:

- R/B = 1 red, 1 black
- S = 1 each of 10 colors
- S(color) = 10 of one color
- S14 = Set of 10 solid, 4 kilo color*
- S16 = Set of 10 solid, 6 kilo color* (Ex. 284-12-S or 284-12-R/B)

Muti-color Unit:

*See Kilo-Color Info on inside back cover.

PLEASE SPECIFY LENGTH IN INCHES WHEN ORDERING

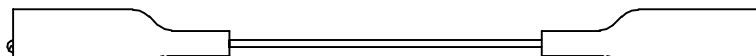
Ordering information:

PART NO. - WIRE LENGTH - COLOR (Example: 284-12-RED)

ALLIGATOR CLIPS

ALLIGATOR CLIP TO STANDARD ALLIGATOR CLIP JUMPER


| Gator Model | Wire Guage | Part Number |
|---|------------|-------------------------------|
| Standard | 22 AWG PVC | 284 -(length)-(color) |
| Standard | 18 AWG PVC | 684 -(length)-(color) |
| Miniature | 22 AWG PVC | 284M -(length)-(color) |
| Miniature | 18 AWG PVC | 684M -(length)-(color) |
| Coil cord, add C after part no. (Ex. 284MC) | | |



ALLIGATOR CLIP: See selected gator model.

ALLIGATOR CLIP TO LEAD ONLY . . . NO INTERFACE


| Gator Model | Wire Guage | Part Number |
|--|------------|-------------------------------|
| Standard | 22 AWG PVC | 293 -(length)-(color) |
| Standard | 18 AWG PVC | 693 -(length)-(color) |
| Miniature | 22 AWG PVC | 293M -(length)-(color) |
| Miniature | 18 AWG PVC | 693M -(length)-(color) |
| Coil cord, add C after part no. (Ex. 693C) | | |



ALLIGATOR CLIP: See selected gator model.

ALLIGATOR CLIP TO STANDARD BANANA PLUG

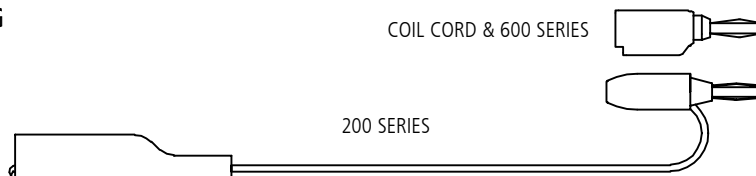
| Gator Model | Wire Guage | Part Number |
|--|------------|-------------------------------|
| Standard | 22 AWG PVC | 280 -(length)-(color) |
| Standard | 18 AWG PVC | 680 -(length)-(color) |
| Miniature | 22 AWG PVC | 280M -(length)-(color) |
| Miniature | 18 AWG PVC | 680M -(length)-(color) |
| Coil cord, add C after part no. (Ex. 280C) | | |



ALLIGATOR CLIP: See selected gator model.
STANDARD BANANA PLUG: See Part No. 9202.

ALLIGATOR CLIP TO STANDARD STACKING BANANA PLUG

| Gator Model | Wire Guage | Part Number |
|---|------------|-------------------------------|
| Standard | 22 AWG PVC | 281 -(length)-(color) |
| Standard | 18 AWG PVC | 681 -(length)-(color) |
| Miniature | 22 AWG PVC | 281M -(length)-(color) |
| Miniature | 18 AWG PVC | 681M -(length)-(color) |
| Coil cord, add C after part no. (Ex. 681MC) | | |



ALLIGATOR CLIP: See selected gator model.
STACKING STANDARD BANANA PLUG: Test lead 281 uses Part No. 9203. Test lead 681 uses Part No. 9260.

ALLIGATOR CLIP TEST LEADS

ALLIGATOR CLIP TO METER BANANA PLUG

| Gator Model | Wire Guage | Part Number |
|-------------|------------|-----------------------|
| Standard | 22 AWG PVC | 285-(length)-(color) |
| Standard | 18 AWG PVC | 685-(length)-(color) |
| Miniature | 22 AWG PVC | 285M-(length)-(color) |
| Miniature | 18 AWG PVC | 685M-(length)-(color) |

Coil cord, add C after part no. (Ex. 685MC)

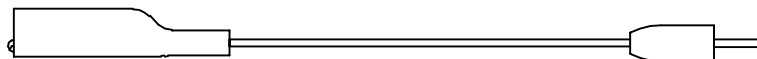


ALLIGATOR CLIP: See selected gator model.
METER BANANA PLUG: Black plug will be supplied with colors other than Red Unit. See Part No. 9206.

ALLIGATOR CLIP TO .080" (2.03mm) PIN PLUG

| Gator Model | Wire Guage | Part Number |
|-------------|------------|-----------------------|
| Standard | 22 AWG PVC | 282-(length)-(color) |
| Standard | 18 AWG PVC | 682-(length)-(color) |
| Miniature | 22 AWG PVC | 282M-(length)-(color) |
| Miniature | 18 AWG PVC | 682M-(length)-(color) |

Coil cord, add C after part no. (Ex. 282C)

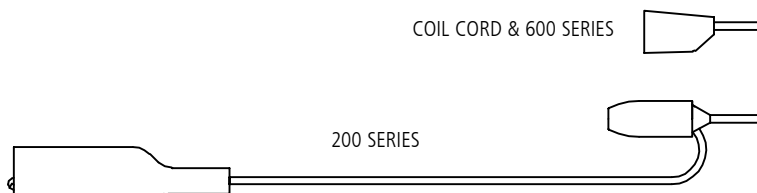


ALLIGATOR CLIP: See selected gator model.
.080" (2.03mm) PIN PLUG: See Part No. 9201.

ALLIGATOR CLIP TO STACKING .080" (2.03mm) PIN PLUG

| Gator Model | Wire Guage | Part Number |
|-------------|------------|-----------------------|
| Standard | 22 AWG PVC | 283-(length)-(color) |
| Standard | 18 AWG PVC | 683-(length)-(color) |
| Miniature | 22 AWG PVC | 283M-(length)-(color) |
| Miniature | 18 AWG PVC | 683M-(length)-(color) |

Coil cord, add C after part no. (Ex. 283MC)



ALLIGATOR CLIP: See selected gator model.
STACKING .080" (2.03mm) PIN PLUG: 283, See Part No. 9204. 683, See Part No. 9259.

ALLIGATOR CLIP .080" (2.03mm) METER PIN PLUG

| Gator Model | Wire Guage | Part Number |
|-------------|------------|-----------------------|
| Standard | 22 AWG PVC | 286-(length)-(color) |
| Standard | 18 AWG PVC | 686-(length)-(color) |
| Miniature | 22 AWG PVC | 286M-(length)-(color) |
| Miniature | 18 AWG PVC | 686M-(length)-(color) |

Coil cord, add C after part no. (Ex. 686C)

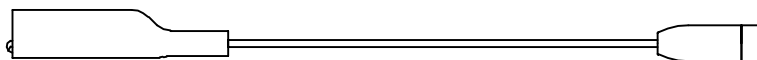


ALLIGATOR CLIP: See selected gator model.
.080" (2.03mm) METER PIN PLUG: Black plug will be supplied with colors other than Red Unit. See Part No. 9207.

ALLIGATOR CLIP TO STANDARD BANANA SOCKET

| Gator Model | Wire Guage | Part Number |
|-------------|------------|-----------------------|
| Standard | 22 AWG PVC | 290-(length)-(color) |
| Standard | 18 AWG PVC | 690-(length)-(color) |
| Miniature | 22 AWG PVC | 290M-(length)-(color) |
| Miniature | 18 AWG PVC | 690M-(length)-(color) |

Coil cord, add C after part no. (Ex. 690MC)

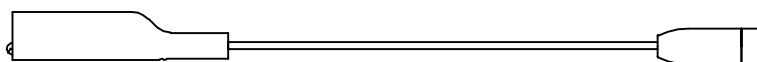


ALLIGATOR CLIP: See selected gator model.
STANDARD BANANA SOCKET: See Part No. 9210.

ALLIGATOR CLIP TO STANDARD .080" (2.03mm) TIP SOCKET

| Gator Model | Wire Guage | Part Number |
|-------------|------------|-----------------------|
| Standard | 22 AWG PVC | 291-(length)-(color) |
| Standard | 18 AWG PVC | 691-(length)-(color) |
| Miniature | 22 AWG PVC | 291M-(length)-(color) |
| Miniature | 18 AWG PVC | 691M-(length)-(color) |

Coil cord, add C after part no. (Ex. 291C)

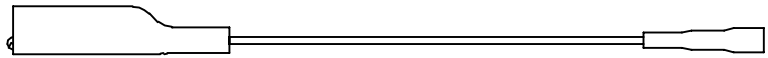


ALLIGATOR CLIP: See selected gator model.
.080" (2.03mm) TIP SOCKET: See Part No. 9211.

ALLIGATOR CLIP TEST LEADS

ALLIGATOR CLIP TO FEMALE 6-32 THREAD

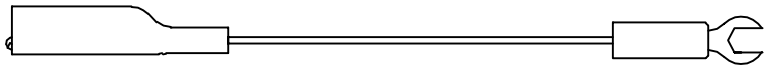
| Gator Model | Wire Guage | Part Number |
|---|------------|-------------------------------|
| Standard | 22 AWG PVC | 292 -(length)-(color) |
| Standard | 18 AWG PVC | 692 -(length)-(color) |
| Miniature | 22 AWG PVC | 292M -(length)-(color) |
| Miniature | 18 AWG PVC | 692M -(length)-(color) |
| Coil cord, add C after part no. (Ex. 292MC) | | |



ALLIGATOR CLIP: See selected gator model.
FEMALE 6-32 THREAD: See Part No. 9212.

ALLIGATOR CLIP TO .250" (6.35mm) INSULATED SPADE LUG

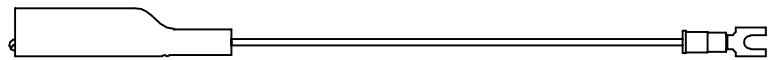
| Gator Model | Wire Guage | Part Number |
|--|------------|-------------------------------|
| Standard | 22 AWG PVC | 288 -(length)-(color) |
| Standard | 18 AWG PVC | 688 -(length)-(color) |
| Miniature | 22 AWG PVC | 288M -(length)-(color) |
| Miniature | 18 AWG PVC | 688M -(length)-(color) |
| Coil cord, add C after part no. (Ex. 688C) | | |



ALLIGATOR CLIP: See selected gator model.
.250" (6.35mm) INSULATED SPADE LUG: See Part No. 9208.

ALLIGATOR CLIP TO .140" (3.57mm) INSULATED SPADE LUG

| Gator Model | Wire Guage | Part Number |
|---|------------|-------------------------------|
| Standard | 22 AWG PVC | 289 -(length)-(color) |
| Standard | 18 AWG PVC | 689 -(length)-(color) |
| Miniature | 22 AWG PVC | 289M -(length)-(color) |
| Miniature | 18 AWG PVC | 689M -(length)-(color) |
| Coil cord, add C after part no. (Ex. 689MC) | | |



ALLIGATOR CLIP: See selected gator model.
.140" (3.57mm) INSULATED SPADE LUG: See Part No. 9209.

ALLIGATOR CLIP TO SHROUDED RIGHT ANGLE BANANA PLUG

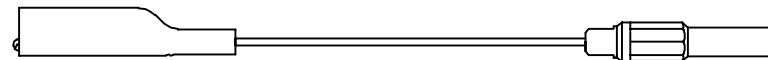
| Gator Model | Wire Guage | Part Number |
|-------------|------------|-------------------------------|
| Standard | 18 AWG PVC | 9819 -(length)-(color) |



ALLIGATOR CLIP: See Part No. 9274.
SHROUDED RIGHT ANGLE BANANA PLUG: See Part No. 9302.

ALLIGATOR CLIP TO SHROUDED BANANA PLUG

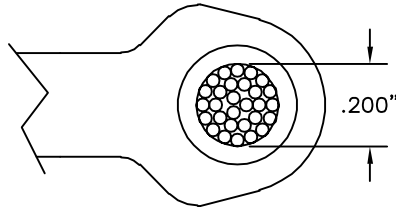
| Gator Model | Wire Guage | Part Number |
|-------------|------------|-------------------------------|
| Standard | 18 AWG PVC | 9915 -(length)-(color) |



ALLIGATOR CLIP: See Part No. 9274.
SHROUDED BANANA PLUG: See Part No. 9386.

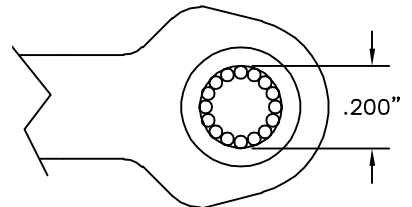
INSULATION PIERCING ALLIGATOR CLIPS AND TEST LEADS

| Part Number | Description |
|--------------|---|
| 9350 | Insulation Piercing Gator, 47 Needle Cluster |
| 9351 | Insulation Piercing Gator, 17 Needle Ring Configuration |
| 9352-(color) | Insulation Boot, Red or Black |



JAW DETAIL
2X ACTUAL SIZE

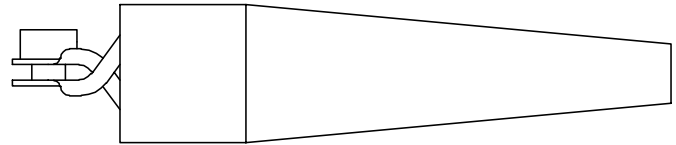
MODEL 9350



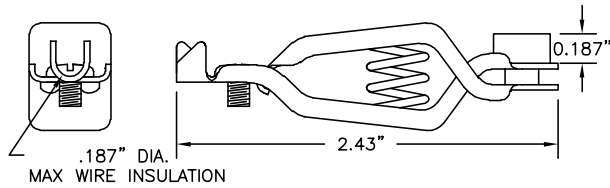
JAW DETAIL
2X ACTUAL SIZE

MODEL 9351

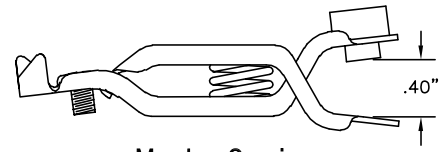
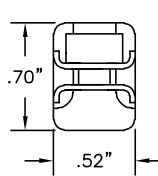
Construction: Two piece plated steel frame with single spring. Wire attachment is made by a single 6-32 screw and two clinching ears for a strain relief on wire insulation.




INSULATION PIERCING ALLIGATOR CLIP



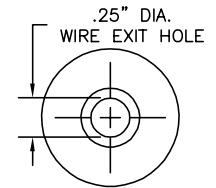
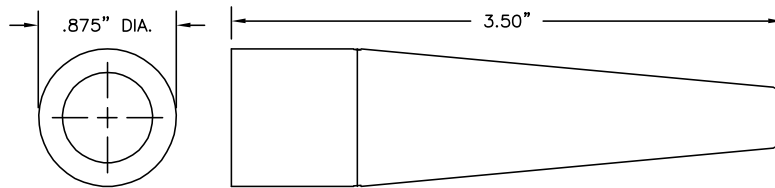
.187" DIA.
MAX WIRE INSULATION



Max Jaw Opening



Insulation Boot
P/N 9352-color



AVAILABLE IN THE FOLLOWING TEST LEAD COMBINATIONS

Additional lead lengths, wire types, and custom leads are available upon request.

Standard lengths include:

Standard wire for the following leads is 18 AWG PVC or 20 AWG coil cord.

PLEASE SPECIFY LENGTH IN INCHES WHEN ORDERING

| | | | |
|---------------|------|-----|-------|
| 12" | 30cm | 36" | 90cm |
| 18" | 45cm | 48" | 120cm |
| 24" | 60cm | 60" | 150cm |
| 60" Coil Cord | | | |

| COLOR CHART |
|-------------|
| Red, black |

SETS & CUSTOM COLOR

Standard Sets:

R/B = 1 red, 1 black

S(color) = 10 of one color

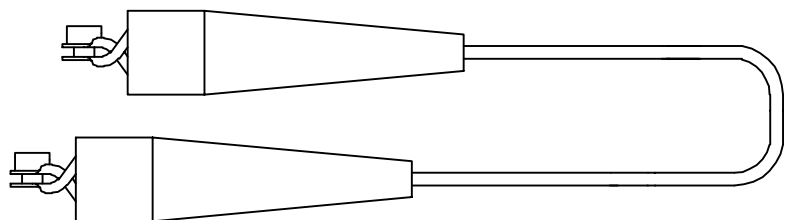
(Ex. 684P-12-R/B or 684P-12-S-BLK)

Ordering information:

PART NO. - WIRE LENGTH - COLOR (Example: 684P-12-RED)

INSULATION PIERCING ALLIGATOR CLIP TO INSULATION PIERCING ALLIGATOR CLIP

| Alligator Model | Part Number |
|--|------------------------|
| 9350 | 684P-(length)-(color) |
| 9351 | 684PR-(length)-(color) |
| Coil cord, add C after part no. (Ex. 684PRC) | |



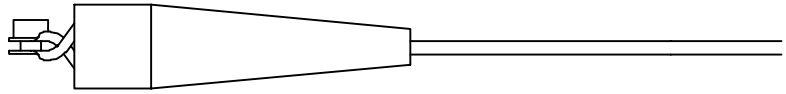
INSULATION PIERCING ALLIGATOR CLIP: See selected gator model.

ALLIGATOR CLIPS

INSULATION PIERCING ALLIGATOR CLIP TEST LEADS

INSULATION PIERCING ALLIGATOR CLIP TO LEAD ONLY . . . NO INTERFACE

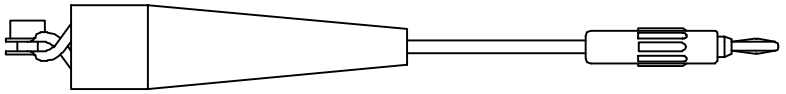
| Alligator Model | Part Number |
|--|--------------------------------|
| 9350 | 693P -(length)-(color) |
| 9351 | 693PR -(length)-(color) |
| Coil cord, add C after part no. (Ex. 693PRC) | |



INSULATION PIERCING ALLIGATOR CLIP: See selected gator model.

INSULATION PIERCING ALLIGATOR CLIP TO STANDARD BANANA PLUG

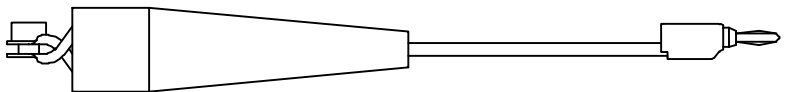
| Alligator Model | Part Number |
|---|--------------------------------|
| 9350 | 680P -(length)-(color) |
| 9351 | 680PR -(length)-(color) |
| Coil cord, add C after part no. (Ex. 680PC) | |



INSULATION PIERCING ALLIGATOR CLIP: See selected gator model.
STANDARD BANANA PLUG: See Part No. 9214.

INSULATION PIERCING ALLIGATOR CLIP TO STACKING STANDARD BANANA PLUG

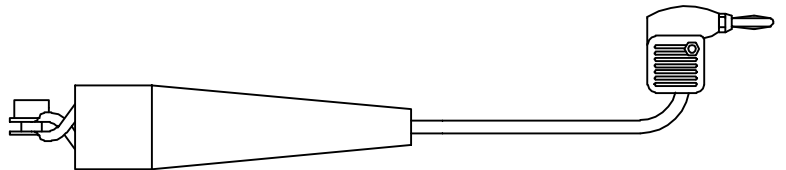
| Alligator Model | Part Number |
|--|--------------------------------|
| 9350 | 681P -(length)-(color) |
| 9351 | 681PR -(length)-(color) |
| Coil cord, add C after part no. (Ex. 681PRC) | |



INSULATION PIERCING ALLIGATOR CLIP: See selected gator model.
STACKING STANDARD BANANA PLUG: See Part No. 9260.

INSULATION PIERCING ALLIGATOR CLIP TO METER BANANA PLUG

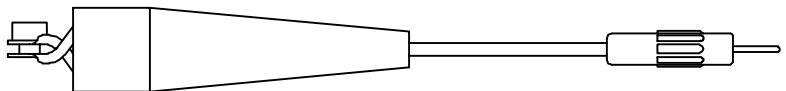
| Alligator Model | Part Number |
|---|--------------------------------|
| 9350 | 685P -(length)-(color) |
| 9351 | 685PR -(length)-(color) |
| Coil cord, add C after part no. (Ex. 685PC) | |



INSULATION PIERCING ALLIGATOR CLIP: See selected gator model.
METER BANANA PLUG: See Part No. 9206.

INSULATION PIERCING ALLIGATOR CLIP TO .080" (2.03mm) PIN PLUG

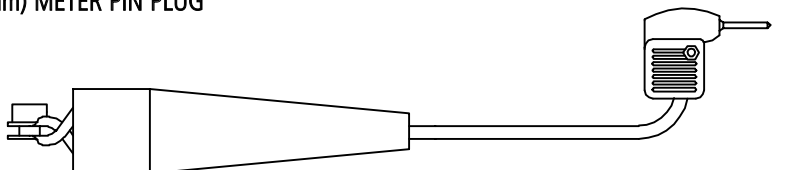
| Alligator Model | Part Number |
|--|--------------------------------|
| 9350 | 682P -(length)-(color) |
| 9351 | 682PR -(length)-(color) |
| Coil cord, add C after part no. (Ex. 682PRC) | |



INSULATION PIERCING ALLIGATOR CLIP: See selected gator model.
.080" (2.03) PIN PLUG: See Part No 9250.

INSULATION PIERCING ALLIGATOR CLIP TO .080" (2.03mm) METER PIN PLUG

| Alligator Model | Part Number |
|---|--------------------------------|
| 9350 | 686P -(length)-(color) |
| 9351 | 686PR -(length)-(color) |
| Coil cord, add C after part no. (Ex. 686PC) | |

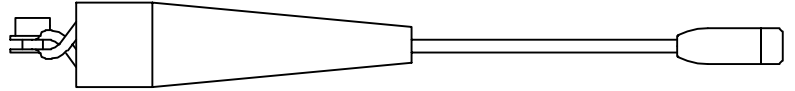


INSULATION PIERCING ALLIGATOR CLIP: See selected gator model.
.080" (2.03) METER PIN PLUG: See Part No. 9207.

INSULATION PIERCING ALLIGATOR CLIP TEST LEADS

INSULATION PIERCING ALLIGATOR CLIP TO .080" (2.03mm) TIP SOCKET

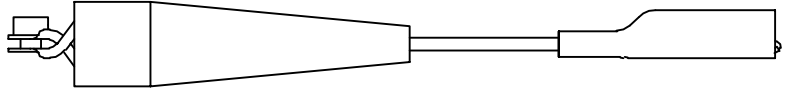
| Alligator Model | Part Number |
|--|--------------------------------|
| 9350 | 691P -(length)-(color) |
| 9351 | 691PR -(length)-(color) |
| Coil cord, add C after part no. (Ex. 691PRC) | |



INSULATION PIERCING ALLIGATOR CLIP: See selected gator model.
.080" (2.03mm) TIP SOCKET: See Part No. 9211.

INSULATION PIERCING ALLIGATOR CLIP TO STANDARD ALLIGATOR CLIP

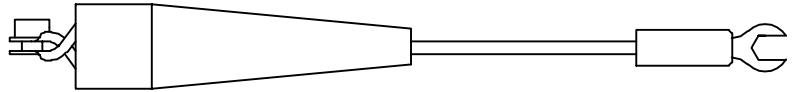
| Alligator Model | Part Number |
|---|--------------------------------|
| 9350 | 676P -(length)-(color) |
| 9351 | 676PR -(length)-(color) |
| Coil cord, add C after part no. (Ex. 676PC) | |



INSULATION PIERCING ALLIGATOR CLIP: See selected gator model.
ALLIGATOR CLIP: See Part No. 9274.

INSULATION PIERCING ALLIGATOR CLIP TO .250" (6.35mm) INSULATED SPADE LUG

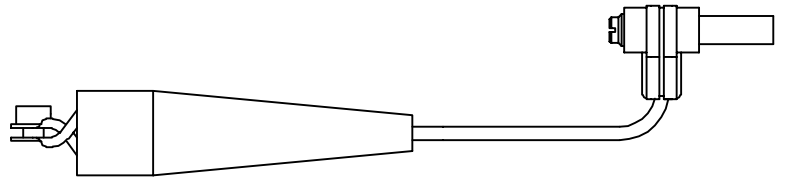
| Alligator Model | Part Number |
|--|--------------------------------|
| 9350 | 688P -(length)-(color) |
| 9351 | 688PR -(length)-(color) |
| Coil cord, add C after part no. (Ex. 688PRC) | |



INSULATION PIERCING ALLIGATOR CLIP: See selected gator model.
.250" (6.35mm) INSULATED SPADE LUG: See Part No. 2908

INSULATION PIERCING ALLIGATOR CLIP TO SHROUDED RIGHT ANGLE STANDARD BANANA PLUG

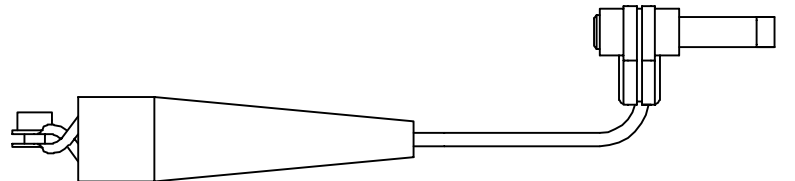
| Alligator Model | Part Number |
|---|--------------------------------|
| 9350 | 672P -(length)-(color) |
| 9351 | 672PR -(length)-(color) |
| Coil cord, add C after part no. (Ex. 672PC) | |



INSULATION PIERCING ALLIGATOR CLIP: See selected gator model.
SHROUDED BANANA PLUG: See Part No. 9302.

INSULATION PIERCING ALLIGATOR CLIP TO SHROUDED RIGHT ANGLE STANDARD BANANA SOCKET

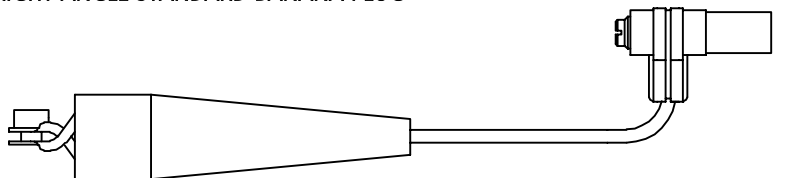
| Alligator Model | Part Number |
|--|--------------------------------|
| 9350 | 673P -(length)-(color) |
| 9351 | 673PR -(length)-(color) |
| Coil cord, add C after part no. (Ex. 673PRC) | |



INSULATION PIERCING ALLIGATOR CLIP: See selected gator model.
SHROUDED BANANA SOCKET: See Part No. 9309.

INSULATION PIERCING ALLIGATOR CLIP TO SHROUDED RIGHT ANGLE STANDARD BANANA PLUG

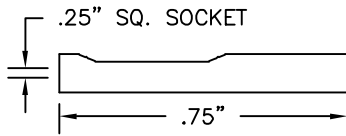
| Alligator Model | Part Number |
|---|--------------------------------|
| 9350 | 674P -(length)-(color) |
| 9351 | 674PR -(length)-(color) |
| Coil cord, add C after part no. (Ex. 674PC) | |



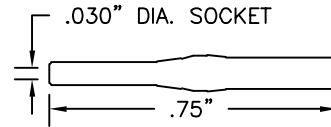
INSULATION PIERCING ALLIGATOR CLIP: See selected gator model.
SHROUDED BANANA PLUG: See Part No. 9301.

ALLIGATOR CLIPS

PATCH CORDS AND TEST LEADS



.025" (.635mm) SQUARE SOCKET
SHOWN WITH HEAT SHRINK



.030" (.762mm) DIAMETER SOCKET
SHOWN WITH HEAT SHRINK

THESE MODELS AVAILABLE IN THE FOLLOWING TEST LEAD COMBINATIONS

Standard wire for the following leads is 22 AWG PVC.

All patch cords come standard with heatshrink over the sockets.

Additional lead lengths, wire types, and custom leads are available upon request.

Standard lengths include:

| | | | |
|-----|------|-----|-------|
| 6" | 15cm | 30" | 75cm |
| 12" | 30cm | 36" | 90cm |
| 18" | 45cm | 48" | 120cm |
| 24" | 60cm | 60" | 150cm |

| COLOR CHART | |
|-------------|--------|
| Black | Green |
| Brown | Blue |
| Red | Violet |
| Orange | Gray |
| Yellow | White |


Test leads available in the above colors.

SETS & CUSTOM COLOR

Standard Sets:


R/B = 1 red, 1 black
S = 1 each of 10 colors
S(color) = 10 of one color

.025" (.635mm) TO .025" (.635mm) SQUARE SOCKET



.025" (.635mm) SQUARE SOCKET: Gold-plated beryllium copper spring. Heat shrink insulation. Crimp assembly. See Part No. 9205.

.030" (.762mm) TO .030" (.762mm) DIAMETER SOCKET




.030" (.762mm) DIAMETER SOCKET: Gold-plated nickel copper body with stainless steel hood. Heat shrink insulation. Crimp assembly.

| Socket Model | Part Number | Wire Type | Socket Material |
|----------------|-----------------------|--------------------|--------------------|
| .025" (.635mm) | 9110-(length)-(color) | 22 AWG 65 x 40 PVC | Gold-Plated Socket |
| .025" (.635mm) | 9120-(length)-(color) | 28 AWG 19 x 40 PVC | Gold-Plated Socket |
| .025" (.635mm) | 9175-(length)-(color) | 22 AWG 65 x 40 PVC | Tin-Plated Socket |
| .030" (.762mm) | 9860-(length)-(color) | 22 AWG 65 x 40 PVC | Gold-Plated Socket |

SOCKET TO LEAD ONLY

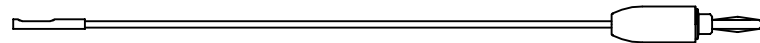
| Socket Model | Part Number | Wire Type |
|--------------------|-----------------------|------------|
| .025" (.635mm) | 9121-(length)-(color) | 22 AWG PVC |
| .025" (.635mm) | 9122-(length)-(color) | 28 AWG PVC |
| .025" (tin-plated) | 9887-(length)-(color) | 22 AWG PVC |
| .030" (.762mm) | 9844-(length)-(color) | 22 AWG PVC |



SOCKET: See selected socket model.

SOCKET TO STANDARD BANANA PLUG

| Socket Model | Part Number |
|----------------|-----------------------|
| .025" (.635mm) | 9166-(length)-(color) |
| .030" (.762mm) | 9861-(length)-(color) |



SOCKET: See selected model style.

STANDARD BANANA PLUG: See Part No. 9202

SOCKET TO STACKING STANDARD BANANA PLUG

| Socket Model | Part Number |
|----------------|-----------------------|
| .025" (.635mm) | 9169-(length)-(color) |
| .030" (.762mm) | 9867-(length)-(color) |



SOCKET: See selected socket model.

STACKING STANDARD BANANA PLUG: See Part No. 9203.

SOCKET TO METER BANANA PLUG

| Socket Model | Part Number |
|----------------|-----------------------|
| .025" (.635mm) | 9170-(length)-(color) |
| .030" (.762mm) | 9870-(length)-(color) |




SOCKET: See selected socket model.

METER BANANA PLUG: See Part No. 9206.

PATCH CORDS AND TEST LEADS

SOCKET TO MINIATURE BANANA PLUG

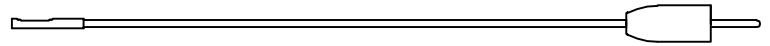
| Socket Model | Part Number |
|----------------|-------------------------------|
| .025" (.635mm) | 9168 -(length)-(color) |
| .030" (.762mm) | 9869 -(length)-(color) |



SOCKET: See selected socket model.
MINIATURE BANANA PLUG: See Part No. 9213.

SOCKET TO .080" (2.03mm) PIN PLUG

| Socket Model | Part Number |
|----------------|-------------------------------|
| .025" (.635mm) | 9167 -(length)-(color) |
| .030" (.762mm) | 9862 -(length)-(color) |



SOCKET: See selected socket model.
STANDARD PIN PLUG: See Part No. 9201.

SOCKET TO .080" (2.03mm) STACKING PIN PLUG

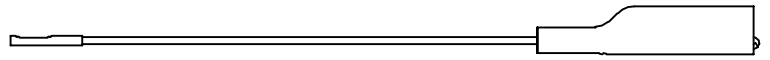
| Socket Model | Part Number |
|----------------|-------------------------------|
| .025" (.635mm) | 9171 -(length)-(color) |
| .030" (.762mm) | 9866 -(length)-(color) |



SOCKET: See selected socket model.
STACKING .080" (2.03mm) PIN PLUG: See Part No. 9204.

SOCKET TO STANDARD ALLIGATOR CLIP

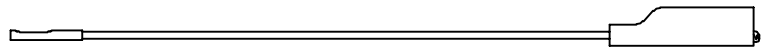
| Socket Model | Part Number |
|----------------|-------------------------------|
| .025" (.635mm) | 9172 -(length)-(color) |
| .030" (.762mm) | 9868 -(length)-(color) |



SOCKET: See selected socket model.
STANDARD ALLIGATOR CLIP: See Part No. 9274.

SOCKET TO MINIATURE ALLIGATOR CLIP

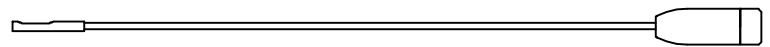
| Socket Model | Part Number |
|----------------|-------------------------------|
| .025" (.635mm) | 9173 -(length)-(color) |
| .030" (.762mm) | 9864 -(length)-(color) |



SOCKET: See selected socket model.
MINIATURE ALLIGATOR CLIP: See Part No. 9275.

SOCKET TO STANDARD BANANA SOCKET


| Socket Model | Part Number |
|----------------|-------------------------------|
| .025" (.635mm) | 9163 -(length)-(color) |
| .030" (.762mm) | 9863 -(length)-(color) |



SOCKET: See selected socket model.
STANDARD BANANA SOCKET: See Part No. 9210.

SOCKET TO FEMALE 6-32 THREAD

| Socket Model | Part Number |
|----------------|-------------------------------|
| .025" (.635mm) | 9174 -(length)-(color) |
| .030" (.762mm) | 9924 -(length)-(color) |



SOCKET: See selected socket model.
FEMALE 6-32 THREAD SOCKET: See Part No. 9212.

SOCKET TO SHROUDED RIGHT ANGLE BANANA PLUG


| Socket Model | Part Number |
|----------------|-------------------------------|
| .025" (.635mm) | 9808 -(length)-(color) |
| .030" (.762mm) | 9872 -(length)-(color) |



SOCKET: See selected socket model.
SHROUDED RIGHT ANGLE BANANA PLUG: See Part No. 9302.

.025" SQUARE SOCKET TO .025" SQUARE PIN


| Part Number |
|-------------------------------|
| 9149 -(length)-(color) |



SOCKET: See .025" square socket.
.025" SQUARE PIN PLUG: See Part No. 9265-HS.

.025" (.635mm) SQUARE SOCKET TO .030" (.762mm) DIAMETER SOCKET

| Part Number |
|-------------------------------|
| 9850 -(length)-(color) |



SOCKETS: See page 52 for socket descriptions.

PATCH CORDS AND TEST LEADS

Standard lengths include:

| | | | |
|-----|------|-----|-------|
| 4" | 10cm | 24" | 60cm |
| 8" | 20cm | 36" | 90cm |
| 12" | 30cm | 48" | 120cm |
| 18" | 45cm | 60" | 150cm |

See specific part numbers for standard wire gauge information.

PLEASE SPECIFY LENGTH IN INCHES

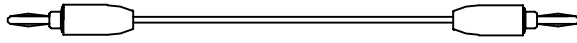
Additional lead lengths, wire types, and custom leads are available upon request.

| COLOR CHART | |
|-------------|--------|
| Black | Green |
| Brown | Blue |
| Red | Violet |
| Orange | Gray |
| Yellow | White |

| SETS & CUSTOM COLOR | |
|---------------------|-----------------------|
| Standard Sets: | |
| R/B | = 1 red, 1 black |
| S | = 1 each of 10 colors |
| S(color) | = 10 of one color |

Test leads available in the above colors.


STANDARD BANANA PLUG TO STANDARD BANANA PLUG



| Part Number | Wire Type |
|-----------------------|------------|
| 9105-(length)-(color) | 22 AWG PVC |

Standard Banana Plug, Part No. 9202.

HEAVY DUTY STANDARD BANANA PLUG TO STANDARD BANANA PLUG



| Part Number | Wire Type |
|-----------------------|------------|
| 9183-(length)-(color) | 18 AWG PVC |

Heavy Duty Standard Banana Plug, Part No. 9214.


STACKING STANDARD BANANA PLUG TO STACKING STANDARD BANANA PLUG



| Part Number | Wire Type |
|-----------------------|------------|
| 9106-(length)-(color) | 22 AWG PVC |

Stacking Standard Banana Plug, Part No. 9203.

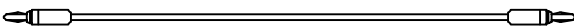
STACKING STANDARD BANANA PLUG WITH HEAVY WIRE TO STACKING STANDARD BANANA PLUG



| Part Number | Wire Type |
|-----------------------|------------|
| 9111-(length)-(color) | 18 AWG PVC |

Stacking Standard Banana Plug, Part No. 9260.

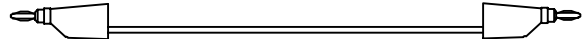
MINIATURE BANANA PLUG TO MINIATURE BANANA PLUG



| Part Number | Wire Type |
|-----------------------|------------|
| 9109-(length)-(color) | 22 AWG PVC |

Miniature Banana Plug, Part No. 9213.

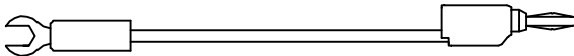
STACKING MINIATURE BANANA PLUG TO STACKING MINIATURE BANANA PLUG



| Part Number | Wire Type |
|-----------------------|------------|
| 9128-(length)-(color) | 22 AWG PVC |

Stacking Miniature Banana Plug, Part No. 9261.

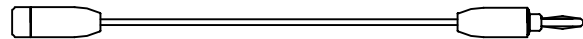
.250" (6.35mm) INSULATED SPADE LUG TO STACKING STANDARD BANANA PLUG



| Part Number | Wire Type |
|-----------------------|------------|
| 9142-(length)-(color) | 18 AWG PVC |

.250" Spade Lug, Part No. 9208.
Stacking Standard Banana Plug, Part No. 9260.

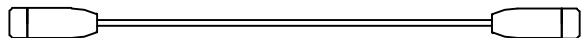
STANDARD BANANA SOCKET TO STANDARD BANANA PLUG



| Part Number | Wire Type |
|------------------------|------------|
| 9108-(length)-(color) | 22 AWG PVC |
| 9108H-(length)-(color) | 18 AWG PVC |

Standard Banana Socket, Part No. 9210.
Standard Banana Plug, Part No. 9202.


STANDARD BANANA SOCKET TO STANDARD BANANA SOCKET



| Part Number | Wire Type |
|-----------------------|------------|
| 9107-(length)-(color) | 22 AWG PVC |

Standard Banana Socket, Part No. 9210.


SHROUDED RIGHT ANGLE BANANA PLUG TO SHROUDED RIGHT ANGLE BANANA PLUG



| Part Number | Wire Type |
|-----------------------|------------|
| 9137-(length)-(color) | 18 AWG PVC |

Shrouded Right Angle Banana Plug, Part No. 9301.

STACKING SHROUDED BANANA PLUG TO STACKING SHROUDED BANANA PLUG



| Part Number | Wire Type |
|-----------------------|----------------|
| 9902-(length)-(color) | 18 AWG PVC |
| 9929-(length)-(color) | 18AWG Silicone |

Stacking Shrouded Banana Plug, Part No. 9383.

PATCH CORDS AND TEST LEADS

SHROUDED RIGHT ANGLE STANDARD BANANA PLUG TO SHROUDED RIGHT ANGLE STANDARD BANANA PLUG



| Part Number | Wire Type |
|-------------------------------|------------|
| 9138 -(length)-(color) | 18 AWG PVC |

Shrouded Right Angle Banana Plug, Part No. 9302.

SHROUDED RIGHT ANGLE STANDARD BANANA PLUG TO RETRACTABLE SHROUDED RIGHT ANGLE STANDARD BANANA PLUG



| Part Number | Wire Type |
|----------------------------------|-----------------|
| 9873 -(length)-(color) | 18 AWG PVC |
| 9873-SIL (length)-(color) | 18 AWG Silicone |

Shrouded Right Angle Banana Plug, Part No. 9302.
Shrouded Banana Plug, Part No. 9388.

SHROUDED RIGHT ANGLE STANDARD BANANA PLUG TO SHROUDED RIGHT ANGLE BANANA SOCKET



| Part Number | Wire Type |
|-------------------------------|------------|
| 9821 -(length)-(color) | 18 AWG PVC |

Shrouded Right Angle Banana Plug, Part No. 9302.
Shrouded Right Angle Banana Socket, Part No. 9309.

STACKING SHROUDED RIGHT ANGLE STANDARD BANANA PLUG JUMPER



| Part Number | Wire Type |
|-------------------------------|------------|
| 9140 -(length)-(color) | 18 AWG PVC |

Stacking Shrouded Right Angle Banana Plug, Part No. 9205.

STACKING SHROUDED RIGHT ANGLE STANDARD BANANA PLUG JUMPER



| Part Number | Wire Type |
|-------------------------------|------------|
| 9141 -(length)-(color) | 18 AWG PVC |

Stacking Shrouded Right Angle Banana Plug, Part No. 9306.

SHROUDED RIGHT ANGLE STANDARD BANANA SOCKET TO SHROUDED RIGHT ANGLE STANDARD BANANA SOCKET



| Part Number | Wire Type |
|-------------------------------|------------|
| 9139 -(length)-(color) | 18 AWG PVC |

Shrouded Right Angle Banana Socket, Part No. 9309.

SHROUDED RIGHT ANGLE STANDARD BANANA PLUG TO STANDARD BANANA PLUG



| Part Number | Wire Type |
|-------------------------------|------------|
| 9820 -(length)-(color) | 18 AWG PVC |

Shrouded Right Angle Banana Plug, Part No. 9302.
Standard Banana Plug, Part No. 9214.


SHROUDED RIGHT ANGLE BANANA PLUG TO SHROUDED RIGHT ANGLE BANANA SOCKET (ACCEPTS SHROUDED PLUGS)



| Part Number | Wire Type |
|-------------------------------|------------|
| 9813 -(length)-(color) | 18 AWG PVC |

Shrouded Right Angle Banana Plug, Part No. 9302.
Shrouded Right Angle Banana Socket, Part No. 9355.

SHROUDED RIGHT ANGLE STANDARD BANANA PLUG TO METER PIN PLUG



| Part Number | Wire Type |
|-------------------------------|------------|
| 9818 -(length)-(color) | 18 AWG PVC |

Shrouded Right Angle Banana Plug, Part No. 9302.
Meter Pin Plug, Part No. 9207.

STACKING SHROUDED RIGHT ANGLE STANDARD BANANA PLUG TO SHROUDED RIGHT ANGLE STANDARD BANANA PLUG

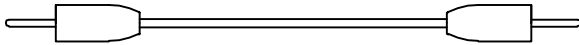


| Part Number | Wire Type |
|-------------------------------|------------|
| 9837 -(length)-(color) | 18 AWG PVC |

Stacking Shrouded Right Angle Banana Plug, Part No. 9306.
Shrouded Right Angle Banana Plug, Part No. 9302.

PATCH CORDS AND TEST LEADS

.080" (2.03mm) PIN PLUG TO .080" PIN PLUG



| Part Number | Wire Type |
|-----------------------|------------|
| 9101-(length)-(color) | 22 AWG PVC |

.080" Pin Plug, Part No. 9201.

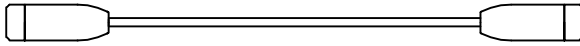
STACKING .080" (2.03mm) PIN PLUG TO STACKING .080" PIN PLUG



| Part Number | Wire Type |
|-----------------------|------------|
| 9102-(length)-(color) | 22 AWG PVC |

Stacking .080" Pin Plug, Part No. 9204.

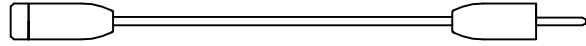
STANDARD .080" (2.03mm) TIP SOCKET TO STANDARD .080" TIP SOCKET



| Part Number | Wire Type |
|-----------------------|------------|
| 9103-(length)-(color) | 22 AWG PVC |

.080" Tip Socket, Part No. 9211.

STANDARD .080" (2.03mm) TIP SOCKET TO .080" PIN PLUG




| Part Number | Wire Type |
|-----------------------|------------|
| 9104-(length)-(color) | 22 AWG PVC |

.080" Tip Socket, Part No. 9211.

.080" Pin Plug, Part No. 9201.

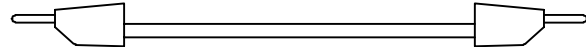
SLIMLINE .080" (2.03mm) PIN TO .080" PIN PLUG



| Part Number | Wire Type |
|-----------------------|---------------|
| 9124-(length)-(color) | 24 AWG Teflon |
| 9126-(length)-(color) | 22 AWG PVC |

Slimline .080" Pin Plug, Part No. 9258.

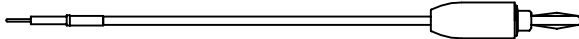
STACKING .080" (2.03mm) PIN PLUG WITH HEAVY WIRE TO STACKING .080" PIN PLUG



| Part Number | Wire Type |
|-----------------------|------------|
| 9125-(length)-(color) | 18 AWG PVC |

Stacking .080" Pin Plug, Part No. 9259.


.030" PIN PLUG TO STANDARD BANANA PLUG



| Part Number | Wire Type |
|-----------------------|------------|
| 9851-(length)-(color) | 22 AWG PVC |

Standard Banana Plug, Part No. 9202.


.025" PIN PLUG TO .025" PIN PLUG



| Part Number | Wire Type |
|-----------------------|------------|
| 9133-(length)-(color) | 22 AWG PVC |

.025" Pin Plug, Part No. 9265.

.080" PIN PLUG TO STANDARD BANANA PLUG




| Part Number | Wire Type |
|-----------------------|------------|
| 9832-(length)-(color) | 18 AWG PVC |
| 9834-(length)-(color) | 22 AWG PVC |

.080" Pin Plug, Part No. 9201.

Standard Banana Plug, Part No. 9202.

2mm STACKING BANANA PLUG TO 1mm STACKING PIN PLUG



| Part Number | Wire Type |
|-----------------------|------------|
| 9921-(length)-(color) | 28 AWG PVC |

2mm STACKING BANANA PLUG JUMPER



| Part Number | Wire Type |
|-----------------------|------------|
| 9922-(length)-(color) | 28 AWG PVC |

1mm STACKING PIN PLUG JUMPER



| Part Number | Wire Type |
|-----------------------|------------|
| 9923-(length)-(color) | 28 AWG PVC |

E-Z-LINK .025" SQUARE SOCKET CONTINUOUS JUMPERS

| Spacing Centers | Gold-Plated Connector Part Number | Links per Chain | Tin-Plated Connector Part Number |
|-----------------|-----------------------------------|-----------------|----------------------------------|
| 2" | L2-025-(color) | 25 | LT2-025-(color) |
| | L2-050-(color) | 50 | LT2-050-(color) |
| | L2-100-(color) | 100 | LT2-100-(color) |
| | L2-250-(color) | 250 | LT2-250-(color) |
| 3" | L3-025-(color) | 25 | LT3-025-(color) |
| | L3-050-(color) | 50 | LT3-050-(color) |
| | L3-100-(color) | 100 | LT3-100-(color) |
| | L3-250-(color) | 250 | LT3-250-(color) |
| 4" | L4-025-(color) | 25 | LT4-025-(color) |
| | L4-050-(color) | 50 | LT4-050-(color) |
| | L4-100-(color) | 100 | LT4-100-(color) |
| | L4-250-(color) | 250 | LT4-250-(color) |
| 5" | L5-025-(color) | 25 | LT5-025-(color) |
| | L5-050-(color) | 50 | LT5-050-(color) |
| | L5-100-(color) | 100 | LT5-100-(color) |
| | L5-250-(color) | 250 | LT5-250-(color) |
| 6" | L6-025-(color) | 25 | LT6-025-(color) |
| | L6-050-(color) | 50 | LT6-050-(color) |
| | L6-100-(color) | 100 | LT6-100-(color) |
| | L6-250-(color) | 250 | LT6-250-(color) |

E-Z-Link continuous jumpers are designed to facilitate pre-testing back panel layouts before final wire wrapping. They eliminate costly in-plant measuring, stripping and crimping. E-Z-Links individually fit over standard wire wrapped pins to form any desired network.

Connector Construction:

Brass body. Gold or tin-plated beryllium copper contact spring.

Lead Wire:

28 AWG PVC.

Colors: Available in 10 colors.

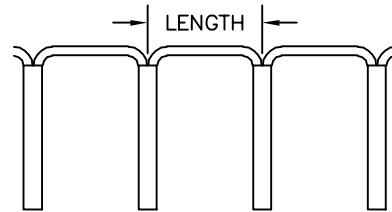

Assembly: Each connector crimped onto lead wire and insulated with .75" (19mm) heat shrink sleeve.

Ordering information:

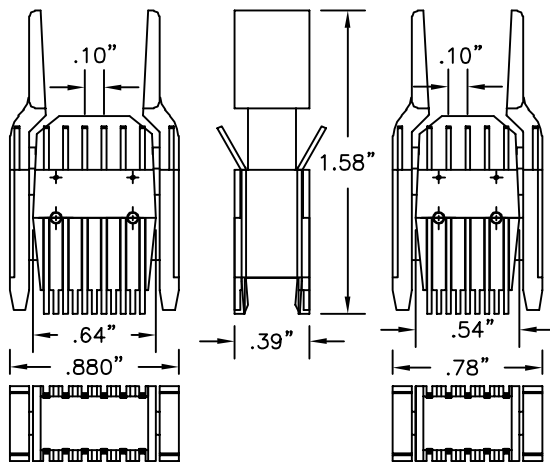
Part No.- # of links-color (Ex. L4-050-BLK or LT2-100-BLK)

Available in 25, 50, 100, and 250 link sets. When ordering 25 and 50 links please use 025 and 050 to indicate number of links.

E-Z-Links are available with insulated .025" (.635mm) square socket connectors evenly spaced on 2" (50.4mm), 3" (76.2mm), 4" (101.6mm), 5" (127mm), or 6" (152mm) centers.



TAP-A-DIP TEST CONNECTORS



| Part Number | Description |
|-------------|------------------|
| 300-14 | 14-pin Tap-A-Dip |
| 300-16 | 16-pin Tap-A-Dip |

SPECIFICATIONS:

CONTACTS: One-piece .025" (.635mm) square gold-plated beryllium copper spring wire bonded in place.

END CONTACTS—Lock-on under end leads of DIP.

INBOARD CONTACTS—Slide-on. Wiping action against DIP legs.

LEAD SPACING: .100" (2.54mm) lead spacing on .300" (7.62mm) row centers.

BODY CONSTRUCTION: High strength, molded plastic with barrier strips for insulation between contacts.

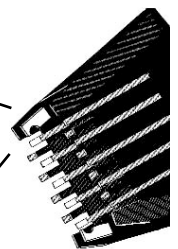
ENLARGED DETAIL OF WIPING ACTION OF CONTACTS AND POSITIVE LOCK-ON FEATURES OF THE TAP-A-DIP

POSITIVE LOCK-ON DESIGN

End contacts of TAP-A-DIP lock under each of the end leads on the DIP. Allows interconnection from TAP-A-DIP to test points without danger of popping off or causing shorts.

WIPING ACTION

Shaped gold-plated beryllium copper contact springs provide complete wiping action. Assuring positive contact with leads on DIP.

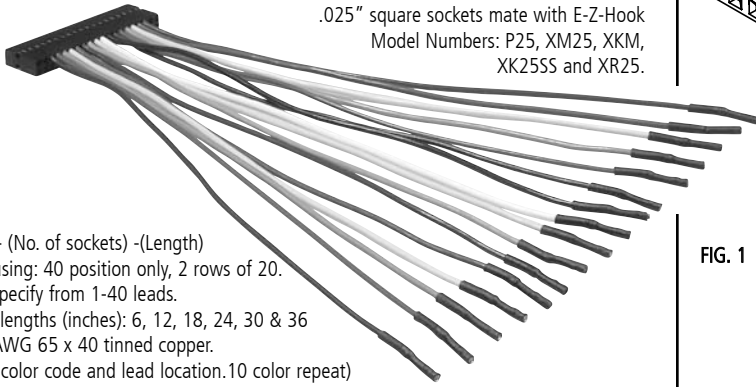


PATCH CORDS & TEST LEADS

MULTI-LEAD TEST SYSTEMS

A choice of easy-to-use, quality multi-lead test systems are available to meet your specific requirements, providing single and dual in-line interconnections. Leads with sockets and E-Z-Hooks are available in 10-color repeat series.

MULTI-LEAD ASSEMBLY WITH .025" (.635mm) SQUARE SOCKETS



.025" square sockets mate with E-Z-Hook Model Numbers: P25, XM25, XKM, XK25SS and XR25.

Part No. **MLA** - (No. of sockets) - (Length)
 Connector housing: 40 position only, 2 rows of 20.
 No. of leads: Specify from 1-40 leads.
 Standard lead lengths (inches): 6, 12, 18, 24, 30 & 36
 Wire type: 22AWG 65 x 40 tinned copper.
 (See Fig. 4 for color code and lead location. 10 color repeat)


PCB CONNECTOR TO .025" (.635MM) SQUARE SOCKETS



.025" square sockets mate with E-Z-Hook Model Numbers: P25, XM25, XKM, XK25SS and XR25.

Connector housing: Available with .025" sq. sockets or pins installed. Size determined by no. of leads required (see Fig. 3)
 Standard lead lengths (inches): 6, 12, 18, 24, 30 & 36
 Housing With Sockets Installed: (See Fig. 1)
 Part No. **PCB-S** (No. of sockets) - (Length),
 Housing With Pins Installed: (See Fig. 2)
 Part No. **PLA-S** (No. of sockets) - (Length)

MULTI-LEAD ASSEMBLY WITH XM MICRO-HOOKS



Part No. **MHA** - (No. of hooks) - (Length),
 Connector housing: 40 position only, 2 rows of 20.
 No. of leads: Specify from 1-40 leads .
 Standard lead lengths (inches): 6, 12, 18, 24, 30 & 36
 Wire Type: 22AWG 65 x 40 tinned copper.
 (See Fig. 4 for color code and lead location. KILO-COLOR system used for 11 or more leads.)

PCB CONNECTOR TO E-Z HOOKS

Connector housing: Available with .025" sq. sockets or pins installed.
 Size determined by no. of leads required (See Fig. 3)
 Standard lead lengths (inches): 6, 12, 18, 24, 30 & 36
 Housing with sockets: (Fig. 1)
PCB - XK - (No. of hooks) (Length)
PCB - XM - (No. of hooks) (Length)
PCB - X100W - (No. of hooks) (Length)
PCB - PICO - (No. of hooks) (Length)
 Housing with pins: (Fig. 2)
PLA - XK - (No. of hooks) (Length)
PLA - XM - (No. of hooks) (Length)
PLA - X100W - (No. of hooks) (Length)
PLA - PICO - (No. of hooks) (Length)

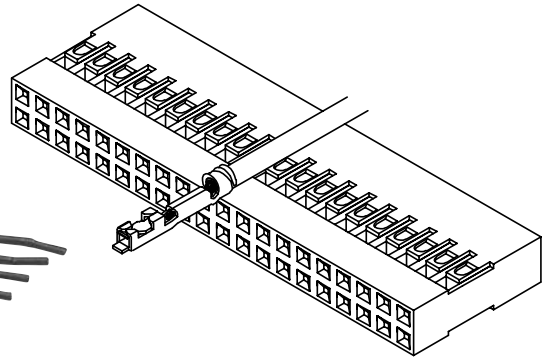
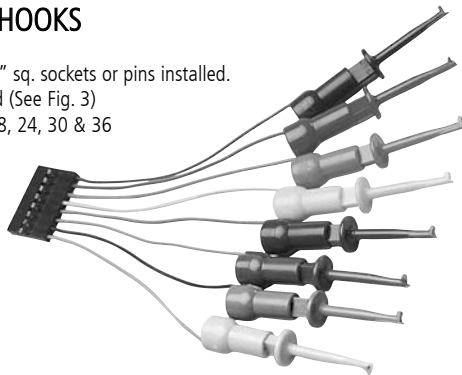


FIG. 1 INTERCONNECT DETAIL FOR PART NUMBER WITH PCB, MLA & MHA PREFIXES

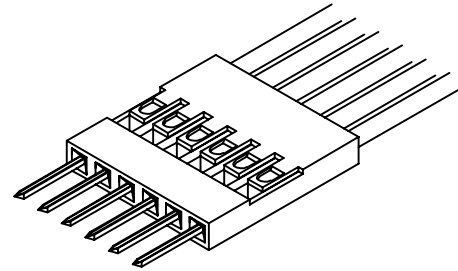


FIG. 2 MALE INTERCONNECT FOR PLA (Pin lead assembly) PART NUMBERS

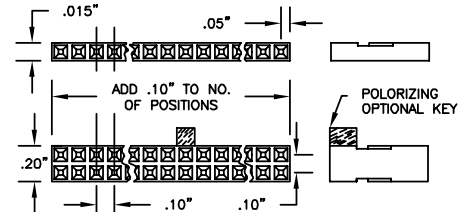


FIG. 3 HOUSING SIZES: WHEN ORDERING LEAD ASSEMBLY, SPECIFY NO. OF POSITIONS. IF SINGLE ROW, 2 THRU 36; DOUBLE ROW, 2 X 2 THRU 2 X 36 (Polarizing Key Available on Request).

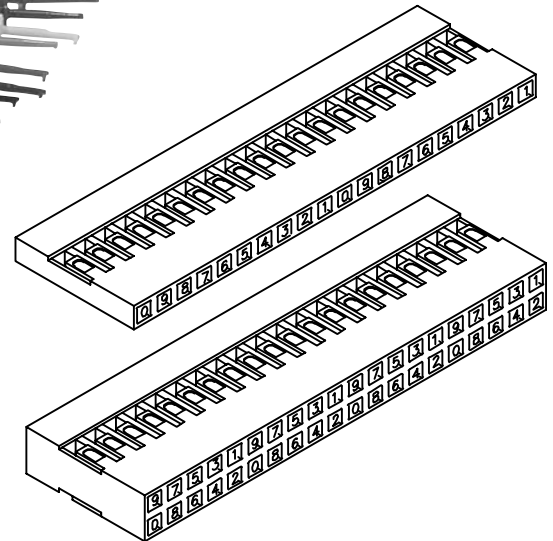
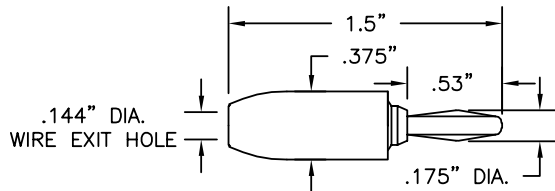


FIG. 4 REAR VIEW OF HOUSING COLOR CODE:
 1 - Brown; 2 - Red; 3 - Orange; 4 - Yellow; 5 - Green;
 6 - Blue; 7 - Violet; 8 - Gray; 9 - White; 0 - Black.
 Color code matches industry-standard RESISTOR COLOR CODE, also used to identify wire numbering position for standard E-Z-Hook part numbers. Assemblies can be customized to meet special requirements. See inside back cover for more KILO-COLOR information.

BANANA PLUGS

STANDARD BANANA PLUG

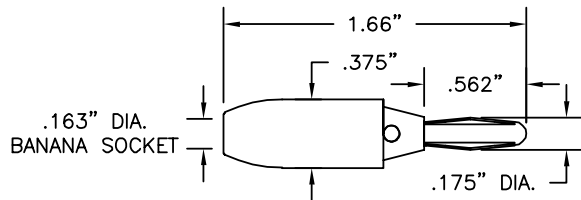


| Part No. | Description |
|----------|----------------------|
| 9202 | Standard Banana Plug |

Construction: Nylon handle. Nickel-plated brass body. Nickel silver spring. Solderless assembly.

Colors: Available in 10 colors. See inside back cover for details.

STACKING STANDARD BANANA PLUG

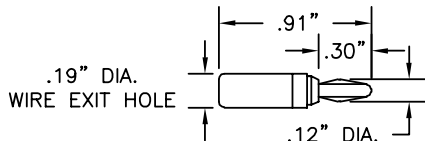


| Part No. | Description |
|----------|-------------------------------|
| 9203 | Stacking Standard Banana Plug |

Construction: Nylon handle. Nickel-plated brass body. Phosphor bronze spring. Solderless assembly.

Colors: Available in 10 colors. See inside back cover for details.

MINIATURE BANANA PLUG

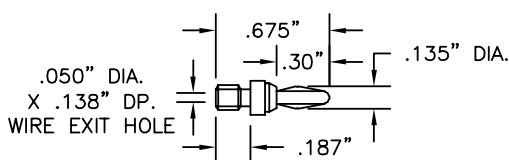


| Part No. | Description |
|----------|-----------------------|
| 9213 | Miniature Banana Plug |

Construction: Plastic handle. Nickel-plated phosphor bronze body. Beryllium copper spring. Solder assembly.

Colors: Available in 10 colors. See inside back cover for details.

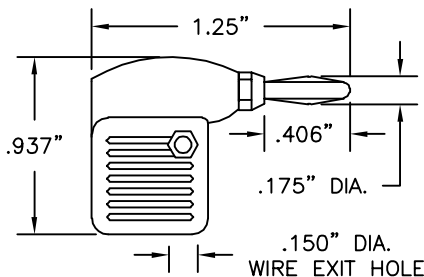
MINIATURE BANANA PLUG WITH 6-32 THREAD



| Part No. | Description |
|----------|-----------------------------------|
| 8201 | Mini Banana Plug with 6-32 Thread |

Construction: Nickel-plated phosphor bronze body. Beryllium copper spring. Solder assembly. Thread size 6-32.

METER BANANA PLUG

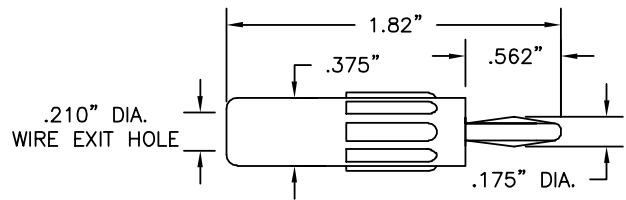


| Part No. | Description |
|----------|-------------------|
| 9206 | Meter Banana Plug |

Construction: Plastic handle. Nickel-plated brass body. Nickel-plated beryllium copper spring. Solder assembly.

Colors: Available in red and black.

BANANA PLUG FOR HEAVY WIRE

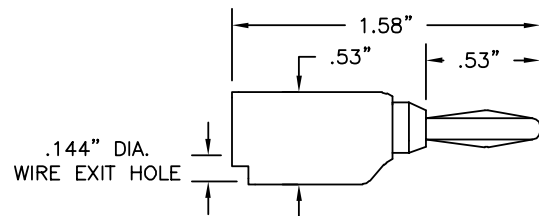


| Part No. | Description |
|----------|----------------------------|
| 9214 | Banana Plug for Heavy Wire |

Construction: Plastic handle. Nickel-plated brass body. Phosphor bronze spring. Solderless assembly.

Colors: Available in red and black.

STACKING STANDARD BANANA PLUG FOR HEAVY WIRE

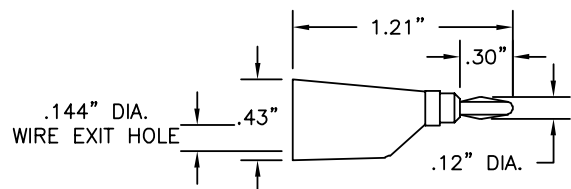


| Part No. | Description |
|----------|--|
| 9260 | Stacking Standard Banana Plug for Heavy Wire |

Construction: Plastic handle. Nickel-plated brass body. Phosphor bronze spring. Snap together solderless assembly.

Colors: Available in 10 colors. See inside back cover for details.

STACKING MINIATURE BANANA PLUG

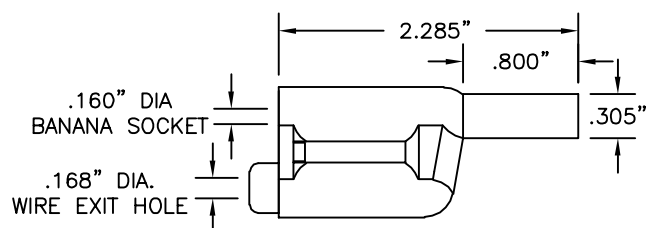


| Part No. | Description |
|----------|--------------------------------|
| 9261 | Stacking Miniature Banana Plug |

Construction: Plastic handle. Nickel-plated phosphor bronze body. Nickel-plated brass socket. Beryllium copper spring. Solderless assembly.

Colors: Available in 10 colors. See inside back cover for details.

STACKING SHROUDED BANANA PLUG, ACCEPTS SHROUDED BANANA PLUGS



| Part No. | Description |
|----------|---|
| 9383 | Stacking Shrouded Banana Plug, Accepts Shrouded Plugs |

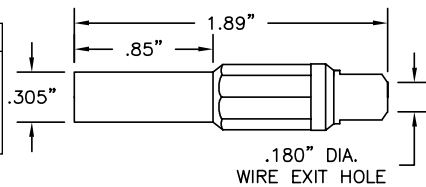
Construction: Housing is two piece molded nylon. Banana socket & plug are a one piece machined brass section with a beryllium copper contact spring. Banana plug tip is insulated. Wire connection is solderless. (IEC 1010 Compliant)

Colors: Red, black, yellow, green, blue and white.

BANANA PLUGS

STRAIGHT SHROUDED BANANA PLUG

| Part No. | Description |
|----------|-------------------------------|
| 9386 | Straight Shrouded Banana Plug |

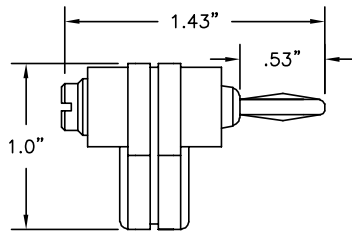


Construction: Housing is one piece molded nylon. Banana plug is machined brass with a contact spring all nickel plated. Banana plug tip is insulated. Wire connection is soldered. (IEC 1010 Compliant)

Colors: Available in red and black.

RIGHT ANGLE STANDARD BANANA PLUG

| Part No. | Description |
|----------|----------------------------------|
| 9304 | Right Angle Standard Banana Plug |

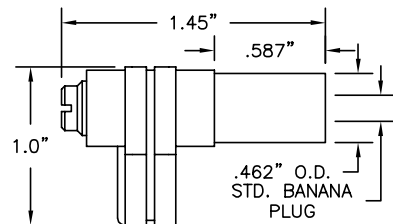


Construction: Nickel-plated brass body. Nickel-plated beryllium copper spring. Plastic handle. Solderless assembly.

Colors: Available in red and black.

SHROUDED RIGHT ANGLE STANDARD BANANA PLUG

| Part No. | Description |
|----------|---|
| 9301 | Shrouded Right Angle Standard Banana Plug |



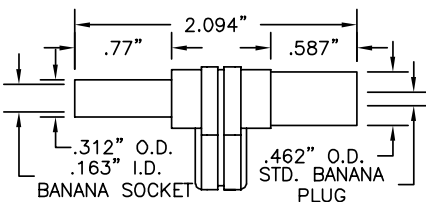
Fits most **AMPROBE** and **BECKMAN** instruments with recessed receptacles for shrouded plugs.

Construction: Nickel-plated brass body. Nickel-plated beryllium copper spring. Plastic handle. Solderless assembly.

Colors: Available in red and black.

STACKING SHROUDED RIGHT ANGLE STANDARD BANANA PLUG

| Part No. | Description |
|----------|---|
| 9306 | Stacking Shrouded Right Angle Standard Banana Plug/Socket |



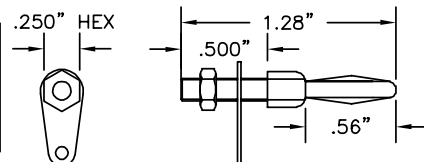
Fits most **FLUKE**, **B&K PRECISION**, **HP**, **BECKMAN**, **AMPROBE**, **METERMAN**, and **GREENLEE** instruments with recessed receptacles for shrouded plugs.

Construction: Nickel-plated brass body and socket. Nickel-plated phosphor bronze spring. Plastic handle. Solderless assembly.

Colors: Available in red and black.

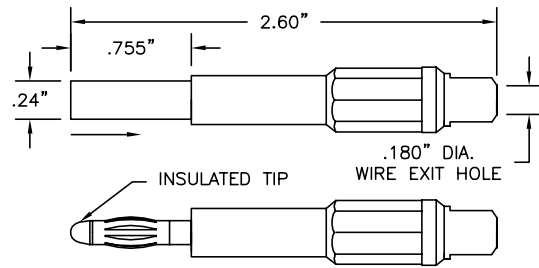
STANDARD BANANA PLUG 6-32 STUD MOUNTING

| Part No. | Description |
|----------|----------------------|
| 8204 | Standard Banana Plug |



Construction: Nickel plated brass body and nut. Tinned brass solder lug. Nickel-plated beryllium copper spring.

RETRACTABLE SHROUDED BANANA PLUG



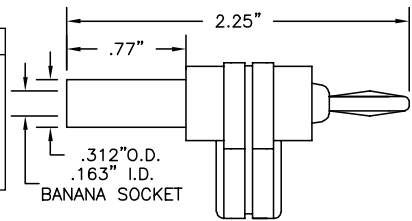
| Part No. | Description |
|----------|----------------------------------|
| 9388 | Retractable Shrouded Banana Plug |

Construction: Housing is a three piece molded nylon assembly with a wire collet for strain relief. Banana plug has a brass frame and beryllium copper contact spring; both are nickel plated. Wire connection is soldered. (IEC 1010 Compliant)

Colors: Black, red, yellow, green, blue and white.

STACKING RIGHT ANGLE STANDARD BANANA PLUG

| Part No. | Description |
|----------|---|
| 9307 | Stacking Right Angle Standard Banana Plug |

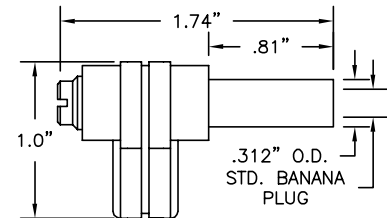


Construction: Nickel-plated brass body and socket. Nickel-plated beryllium copper spring. Plastic handle. Solderless assembly

Colors: Available in red and black.

SHROUDED RIGHT ANGLE STANDARD BANANA PLUG

| Part No. | Description |
|----------|---|
| 9302 | Shrouded Right Angle Standard Banana Plug |



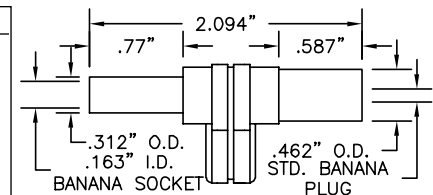
Fits most **FLUKE**, **B&K PRECISION**, **HP**, **BECKMAN**, **AMPROBE**, **METERMAN**, and **GREENLEE** instruments with recessed receptacles for shrouded plugs.

Construction: Nickel-plated brass body. Nickel-plated phosphor bronze spring. Plastic handle. Solderless assembly.

Colors: Black, brown, red, orange, yellow and violet.

STACKING SHROUDED RIGHT ANGLE STANDARD BANANA PLUG

| Part No. | Description |
|----------|---|
| 9305 | Stacking Shrouded Right Angle Std. Banana Plug/Socket |



Fits most **AMPROBE**, **BECKMAN**, **SIMPSON** and **TRIPLETT** instruments with recessed receptacles for shrouded plugs.

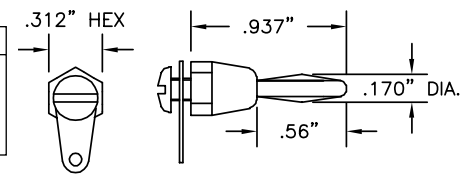
Construction: Male: Nickel-plated brass body. Nickel-plated beryllium copper spring.

Female: Nickel-plated beryllium copper socket. Plastic handle. Solderless assembly.

Colors: Available in red and black.

STANDARD BANANA PLUG FEMALE 6-32 THREAD MOUNTED

| Part No. | Description |
|----------|----------------------|
| 8205 | Standard Banana Plug |



Construction: Nickel plated brass body and screw. Tinned brass solder lug. Nickel-plated beryllium copper spring. Maximum panel thickness .187".

BANANA PLUGS

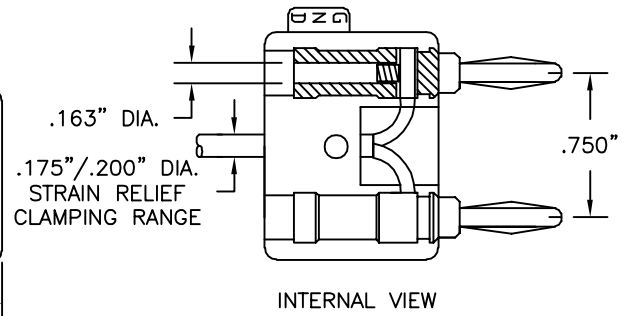
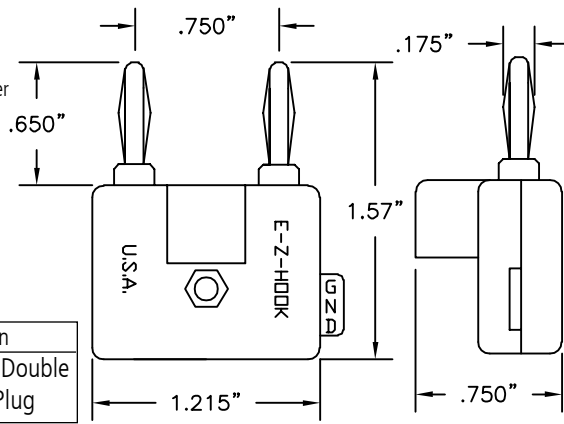
NO. DB750 STACKING DOUBLE BANANA PLUG

Construction:

Nylon handle. Nickel-silver spring. Nickel-plated brass socket. Solderless assembly.

Colors: Available in red and black.

| Part No. | Description |
|----------|-----------------------------|
| DB750 | Stacking Double Banana Plug |

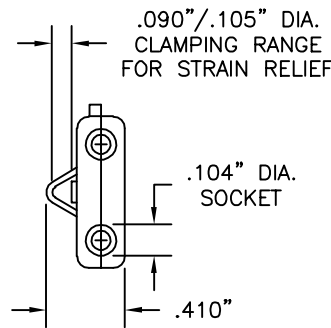
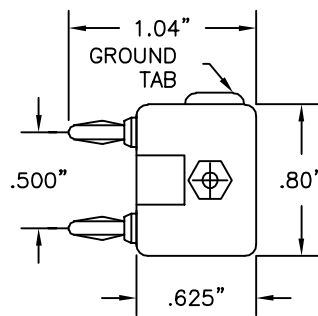


Construction:

Nylon handle. Beryllium copper spring. Music wire socket, nickel-plated. Solderless assembly.

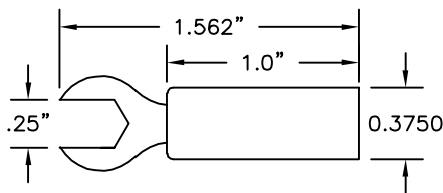
Colors: Available in red and black.

| Part No. | Description |
|----------|----------------------------------|
| DB500 | Stacking Double Mini Banana Plug |



INSULATED SPADE LUGS

.250" (6.35mm) INSULATED SPADE LUG

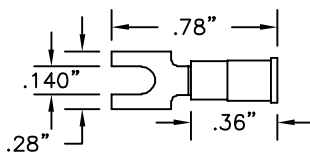


| Part No. | Description |
|----------|-----------------|
| 9208 | .250" Spade Lug |

Construction: Plastic handle; .050" (1.27mm) thick nickel plated brass lug. Solder assembly.

Colors: Available in red and black.

.140" (3.57mm) INSULATED SPADE LUG



| Part No. | Description |
|----------|--------------------------------------|
| 9209 | .140" Spade Lug for AWG22 to 18 Lead |

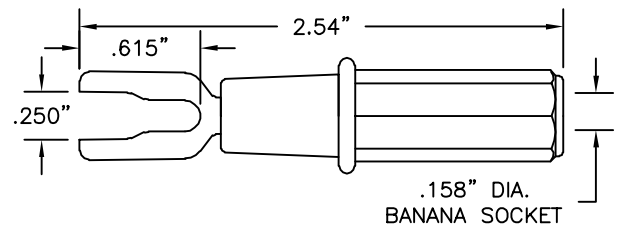
Insulation Maximum: .150" (3.81mm)

For No. 6 Screw—.140" (3.55mm)

Construction: Vinyl insulator. Tin-plated copper lug. Crimp on assembly.

Colors: Red.

SPADE LUG TO BANANA SOCKET, ACCEPTS SHROUDED BANANA PLUGS

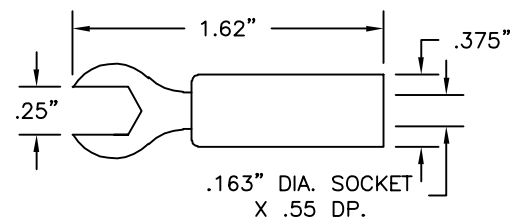


| Part No. | Description |
|----------|---|
| 9385 | Spade Lug (fits .25" and #8) to Banana Socket |

Construction: Nylon handle. Banana socket and spade lug are nickel-plated brass.

Colors: Black, red, yellow, green, blue and white.

.250" (6.35mm) INSULATED SPADE LUG TO STD. BANANA SOCKET



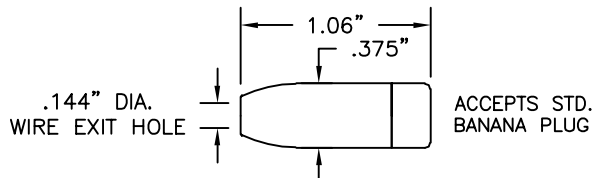
| Part No. | Description |
|--------------|---|
| 8020-(color) | .250" Insulated Spade Lug to Std. Banana Socket |

Construction: Housing is molded nylon; banana socket is machined brass; spade lug is brass, both are nickel-plated.

Colors: Available in red and black.

BANANA SOCKETS

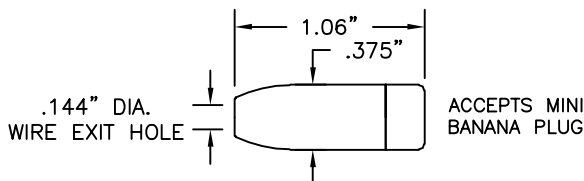
STANDARD BANANA SOCKET



| Part No. | Description |
|----------|------------------------|
| 9210 | Standard Banana Socket |

Construction: Nylon handle. Nickel-plated brass socket. Solder assembly.
Colors: Available in 10 colors. See inside back cover for details.

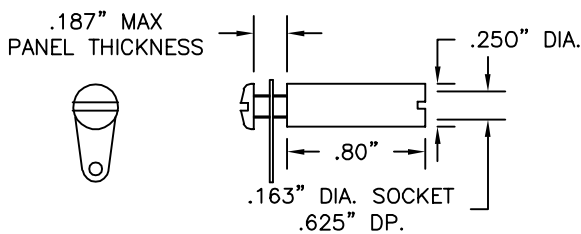
MINIATURE BANANA SOCKET



| Part No. | Description |
|----------|-------------------------|
| 9252 | Miniature Banana Socket |

Construction: Nylon handle. Nickel-plated brass socket. Solder assembly.
Colors: Available in 10 colors. See inside back cover for details.

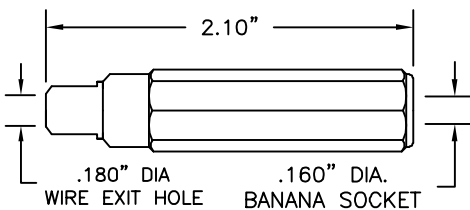
STANDARD BANANA SOCKET FEMALE 6-32 THREAD MOUNTED



| Part No. | Description |
|----------|------------------------|
| 8206 | Standard Banana Socket |

Construction: Nickel-plated brass body and screw. Tinned brass solder lug.

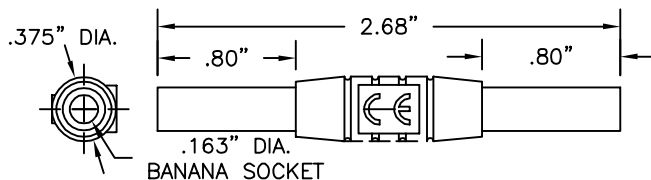
SHROUDED BANANA SOCKET, ACCEPTS SHROUDED BANANA PLUGS



| Part No. | Description |
|----------|--|
| 9387 | Shrouded Banana Socket, Accepts Shrouded Plugs |

Construction: Housing is a two piece molded nylon assembly with a wire collet for strain relief. The banana socket is nickel-plated brass. Wire connection is soldered.
Colors: Black, red, yellow, green, blue and white.

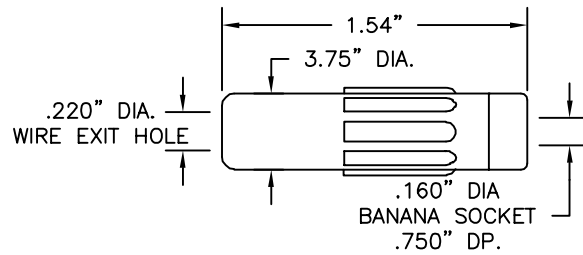
BANANA SOCKET ADAPTER



| Part No. | Description |
|----------|-----------------------|
| 9430 | Banana Socket Adapter |

Accepts standard and shrouded banana plugs. Ideal for lead extension.
Colors: Available in red and black.

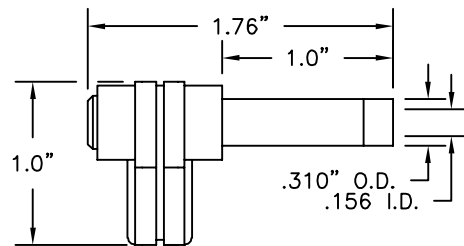
STANDARD BANANA SOCKET WITH LONG BODY AND LARGE WIRE EXIT HOLE TO ACCOMODATE HEAVY WIRE



| Part No. | Description |
|----------|---------------------------------------|
| 9251 | Standard Banana Socket with Long Body |

Construction: Plastic handle. Nickel-plated brass socket. Solder assembly.
Colors: Available in red and black.

SHROUDED RIGHT ANGLE STANDARD BANANA SOCKET



| Part No. | Description |
|----------|---|
| 9309 | Shrouded Right Angle Standard Banana Socket |

Fits most **SIMPSON** and **TRIPLETT** instruments with recessed plugs for shrouded receptacles.

Construction: Nickel-plated beryllium copper spring socket. Plastic handle. Solderless assembly.

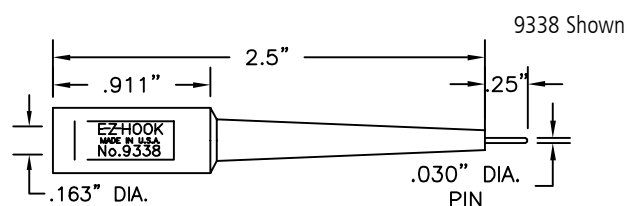
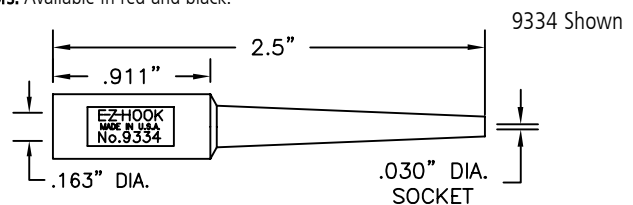
Colors: Available in red and black.

E-Z-FLEX™ TEST ADAPTERS

| PART NO. | AWG | CONTACT DIA. | TYPE OF CONTACT |
|--------------|-----|----------------|-----------------|
| 9334 (color) | 22 | .030" (.762mm) | Socket |
| 9338 (color) | 22 | .030" (.762mm) | Pin |
| 9335 (color) | 20 | .040" (1.02mm) | Socket |
| 9339 (color) | 20 | .040" (1.02mm) | Pin |
| 9336 (color) | 16 | .062" (1.60mm) | Socket |
| 9340 (color) | 16 | .062" (1.60mm) | Pin |
| 9337 (color) | 12 | .094" (2.36mm) | Socket |
| 9341 (color) | 12 | .094" (2.36mm) | Pin |

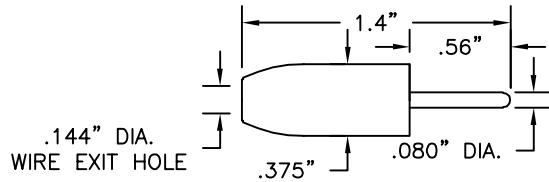
DESCRIPTION: Banana socket end is brass tin plated. All the contact ends are gold plated. The flexible insulation is molded plastic. Socket accepts standard banana plugs. Also available in a kit of all E-Z-Flex Adapters. See page 113.

Colors: Available in red and black.



PIN PLUGS AND SOCKETS

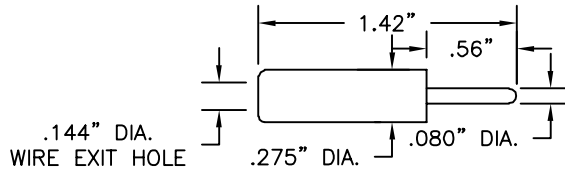
STANDARD .080" (2.03mm) PIN



| Part No. | Description |
|----------|-----------------------------|
| 9201 | Standard .080" (2.03mm) Pin |

Construction: Nylon handle. Nickel-plated brass body. Solderless assembly.
Colors: Available in 10 colors. See inside back cover for details.

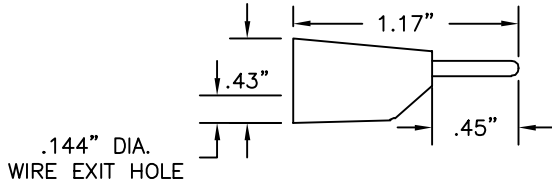
SLIMLINE .080" (2.03mm) PIN WITH .275" (7mm) DIAMETER BODY



| Part No. | Description |
|----------|--|
| 9258 | Slimline (.275"/7mm O.D.) .080" (2.03mm) Pin |

Construction: Delrin handle. Nickel-plated brass body. Solderless assembly.
Colors: Available in black, red and white.

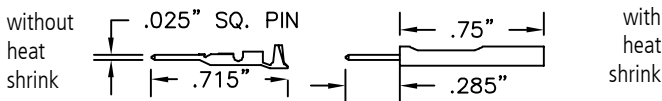
.080" (2.03mm) STACKING PIN FOR HEAVY WIRE



| Part No. | Description |
|----------|---|
| 9259 | Slimline (.31"/7.8mm O.D.) Stacking .080" Pin |

Construction: Plastic handle. Nickel-plated brass body. Beryllium copper internal socket spring. Snap together solderless assembly.
Colors: Available in 10 colors. See inside back cover for details.

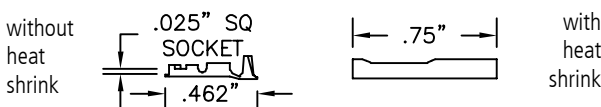
.025" (.635mm) SQUARE PIN



| Part No. | Description |
|----------|--|
| 9265 | .025" (.635mm) Square Pin |
| 9265-HS | Square Pin with .75" (19mm) Heat Shrink Sleeve |

Construction: Gold-plated brass body. Crimp assembly.

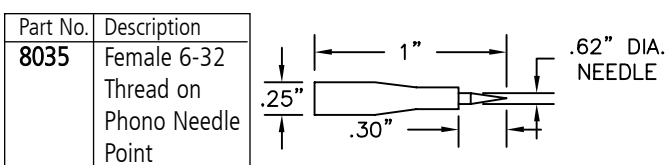
.025" (.635mm) SQUARE SOCKET



| Part No. | Description |
|----------|---|
| 9205 | .025" Square Socket |
| 9205-HS | Square Socket with .75" (19mm) Heat Shrink Sleeve |

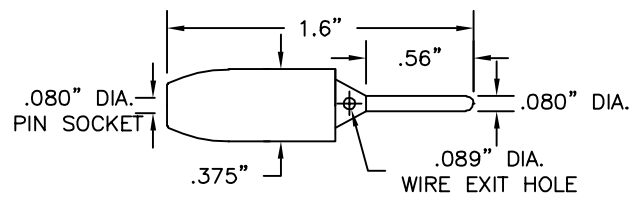
Construction: Brass body. Gold-plated beryllium copper spring. Crimp assembly.

FEMALE 6-32 THREAD TO PHONO NEEDLE POINT



Construction: Insulator is heat shrink tubing. Contact point and 6-32 thread are both nickel-plated steel.
Colors: Available in red and black.

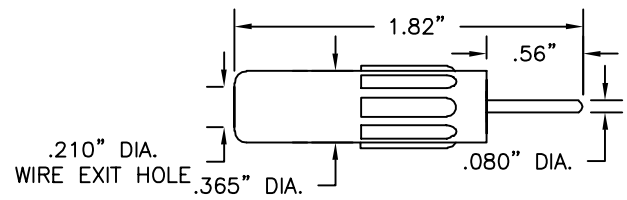
STACKING .080" (2.03mm) PIN



| Part No. | Description |
|----------|-----------------------------|
| 9204 | Stacking .080" (2.03mm) Pin |

Construction: Nylon handle. Nickel-plated brass body. Solderless assembly.
Colors: Available in 10 colors. See inside back cover for details.

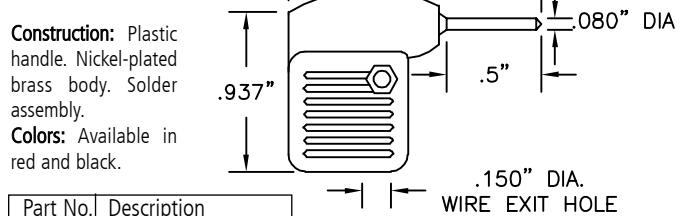
.080" (2.03mm) PIN FOR HEAVY WIRE



| Part No. | Description |
|----------|-----------------------------------|
| 9250 | .080" (2.03mm) Pin for Heavy Wire |

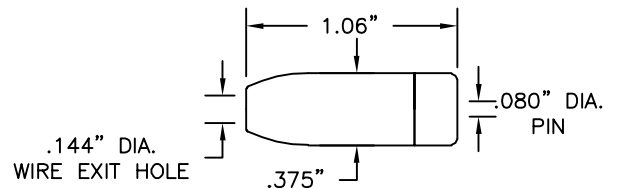
Construction: Plastic handle. Nickel-plated brass body. Solderless assembly.
Colors: Available in red and black.

.080" (2.03mm) METER PIN



| Part No. | Description |
|----------|----------------|
| 9207 | Meter Pin Plug |

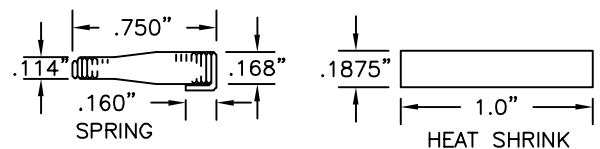
STANDARD .080" (2.03mm) TIP SOCKET



| Part No. | Description |
|----------|------------------------------------|
| 9211 | Standard .080" (2.03mm) Tip Socket |

Construction: Nylon handle. Silver-plated beryllium copper contact spring. Solder Assembly.
Colors: Available in 10 colors. See inside back cover for details.

FEMALE 6-32 THREAD



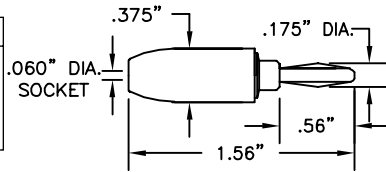
| Part No. | Description |
|----------|--------------------|
| 9212 | Female 6-32 Thread |

Construction: Insulator is heat shrink tubing. Steel spring thread. Solder assembly.
Colors: Available in red and black.

BANANA & PIN PLUG ADAPTERS

.060" (1.524mm) SOCKET IN STANDARD BANANA PLUG

| Part No. | Description |
|----------|--|
| 8011 | .060" (1.524mm) Socket in Std. Banana Plug |

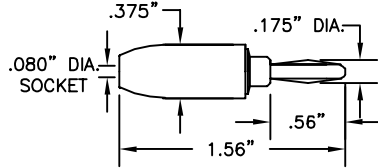


Construction: Nylon handle. Nickel-plated brass frame with phosphor bronze .060" contact socket spring. Banana plug is nickel silver.

Colors: Available in 10 Colors. See inside back cover for details.

.080" (2.03mm) SOCKET IN STANDARD BANANA PLUG

| Part No. | Description |
|----------|---|
| 8012 | .080" (2.03mm) Socket in Std. Banana Plug |

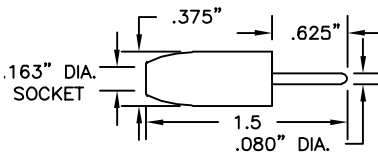


Construction: Nylon handle. Brass banana plug frame with a nickel silver contact spring. .080" socket is brass frame with phosphor bronze spring, silver-plated.

Colors: Available in 10 Colors. See inside back cover for details

STANDARD BANANA SOCKET TO .080" (2.03mm) PIN

| Part No. | Description |
|----------|--|
| 8018 | Std. Banana Socket to .080" (2.03mm) Pin |

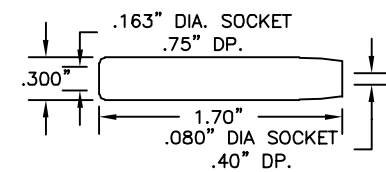


Construction: Nylon handle. One piece nickel-plated brass frame.

Colors: Available in 10 Colors. See inside back cover for details.

STANDARD BANANA TO .080" (2.03mm) TIP SOCKET

| Part No. | Description |
|----------|--|
| 8031 | Std. Banana to .080" (2.03mm) Tip Socket |



Construction: Housing is molded nylon. Banana socket and .080" socket frames are nickel-plated brass. .080" contact is silver-plated beryllium copper.

Colors: Available in red and black.

STANDARD .080" (2.03mm) TIP SOCKET TO STANDARD .080" (2.03mm) TIP SOCKET

| Part No. | Description |
|----------|---|
| 8029 | .080" (2.03mm) to .080" (2.03mm) Splice |



Construction: Housing is molded nylon. .080" sockets are machined brass and nickel copper. Spring contact is silver-plated beryllium copper.

Colors: Available in red and black.

.060" (1.524mm) SOCKET TO .080" (2.03mm) TIP SOCKET

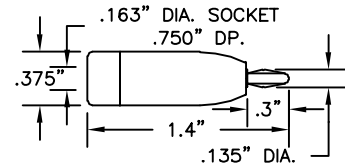
| Part No. | Description |
|----------|---|
| 8046 | .060" (1.524mm) Socket to .080" (2.03mm) Tip Socket |

Construction: Housing is molded nylon. .080" contact spring is silver-plated Be Cu. .060" socket is machined nickel copper, both sockets are nickel-plated.

Colors: Available in red and black.

STANDARD BANANA SOCKET TO MINIATURE BANANA PLUG

| Part No. | Description |
|----------|--|
| 8023 | Std. Banana Socket to Mini Banana Plug |

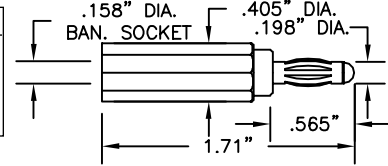


Construction: Nylon handle. Mini banana and standard banana sockets are nickel-plated brass. Mini banana plug spring is nickel silver.

Colors: Available in 10 colors. See inside back cover for details.

STANDARD BANANA PLUG TO BANANA SOCKET, ACCEPTS SHROUDED BANANA PLUGS

| Part No. | Description |
|----------|---------------------------------------|
| 9384 | Standard Banana Plug to Banana Socket |

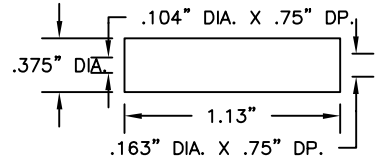


Construction: Nylon handle. Banana plug and socket are a one piece brass frame with beryllium copper contact spring, both nickel plated.

Colors: Red, Black, Yellow, Green, Blue and White.

STANDARD BANANA SOCKET TO MINIATURE BANANA SOCKET

| Part No. | Description |
|----------|--|
| 8032 | Std. Banana Socket to Mini Banana Socket |

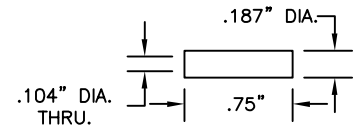


Construction: Insulator is extruded PVC tubing. Contacts are tin-plated music wire.

Colors: Available in red and black.

MINIATURE BANANA SOCKET TO MINIATURE BANANA SOCKET

| Part No. | Description |
|----------|--|
| 8030 | Mini Banana Socket to Mini Banana Socket |

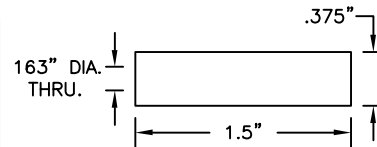


Construction: Insulator is heat shrink tubing. Contact is tin-plated music wire.

Colors: Available in red and black.

STANDARD BANANA SOCKET TO STANDARD BANANA SOCKET

| Part No. | Description |
|----------|--|
| 8033 | Std. Banana Socket to Std. Banana Socket |

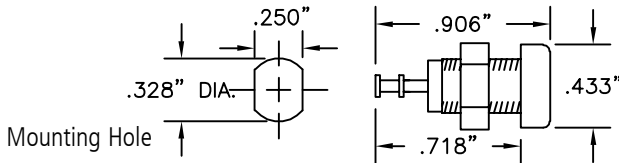


Construction: Insulator is extruded PVC tubing. Contacts are tin-plated music wire.

Colors: Available in red and black.

PANEL MOUNTS

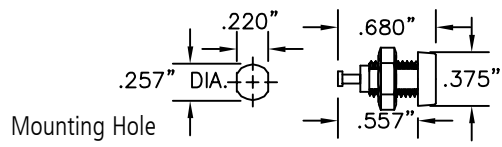
STANDARD BANANA SOCKET PANEL MOUNT



| Part No | Description |
|---------------------|------------------------------------|
| 9284 (color) | Standard Banana Socket Panel Mount |

Construction: Nylon body with recessed entry design. Three-level copper, nickel & tin plated brass contact and turret terminal. 5/16-32 UNEF thread. Nut furnished. Mounts in .328" (8.33 mm) hole. For panel thickness up to .343" (8.8 mm).
Colors: Available in 10 colors. See inside back cover for details.

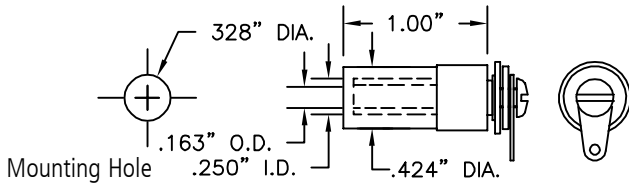
MINIATURE BANANA SOCKET PANEL MOUNT



| Part No. | Description |
|---------------------|-------------------------------------|
| 9283 (color) | Miniature Banana Socket Panel Mount |

Construction: Nylon body with recessed entry design. Three-level copper, nickel & tin plated brass contact and terminal. 1/4-32 UNEF thread. Nut furnished. Mounts in .257" (6.53mm) hole. For panel thickness up to .187" (4.75 mm).
Colors: Available in 10 colors. See inside back cover for details.

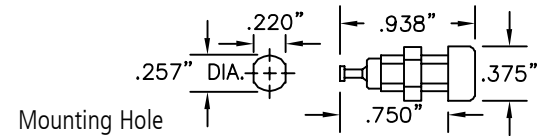
SHROUDED STANDARD BANANA SOCKET PANEL MOUNT FOR 9302 R/A METER PLUG



| Part No. | Description |
|-------------|---------------------------------|
| 8207 | Shrouded Standard Banana Socket |

Construction: Nylon shroud. Nylon shoulder. Washer. Nickel or tin plated flat washer. Hot tin-plated lock washer. Solder terminal. Nickel-plated brass 6-32 screws. Panel thickness range .060"/.187".
Colors: Available in red and black.

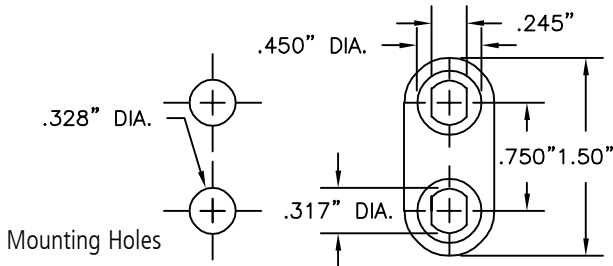
STANDARD .080" (2.03mm) TIP SOCKET PANEL MOUNT



| Part No. | Description |
|---------------------|---------------------------------------|
| 9218 (color) | Standard .080" Tip Socket Panel Mount |

Construction: Nylon body with recessed closed entry design. Silver-plated beryllium copper contact spring. Brass solder terminal is hot tin dipped. 1/4-32 nut furnished. Mounts in .257" (6.53mm) hole in panels up to .250" (6.35mm) thick.
Colors: Available in 10 colors. See inside back cover for details.

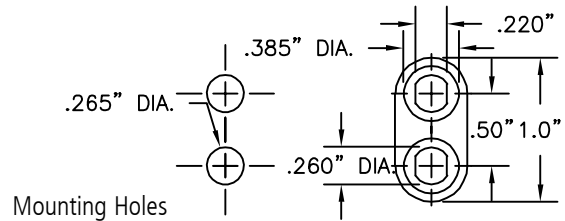
STANDARD DOUBLE PANEL MOUNT



| Part No. | Description |
|---------------------|--------------------------------------|
| 8172 (color) | Plastic Mounting Base, .750" Centers |

Construction: .750" base for standard double banana socket and binding post mounting base. For use with part numbers 9280, 9281 and 9284.
Colors: Available in red and black.

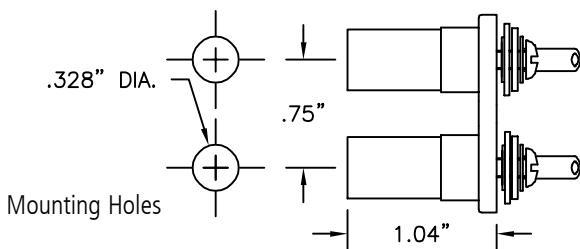
MINIATURE DOUBLE PANEL MOUNT



| Part No. | Description |
|---------------------|--------------------------------------|
| 8171 (color) | Plastic Mounting Base, .500" Centers |

Construction: .500" base for double miniature banana socket and binding post mounting base. For use with part numbers 9218, 9278 and 9283.
Colors: Available in red and black.

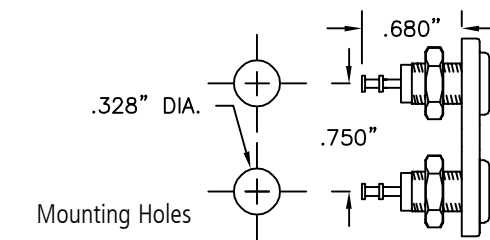
SHROUDED STANDARD DOUBLE BANANA SOCKET PANEL MOUNT



| Part No. | Description |
|-------------|--|
| 9408 | Shrouded Standard Double Banana Socket |

Construction: Nylon base and shrouds. nylon shoulder washers. Three-level copper, nickel and tin plated flat washers. Hot tin plated lock washer solder terminals. Nickel-plated brass 6-32 screws. Max. panel thickness .187" (4.74mm).
Colors: 1 red and 1 black panel mount. Red or black base. (Specify base color)

STANDARD DOUBLE BANANA SOCKET PANEL MOUNT WITH TURRET TERMINALS

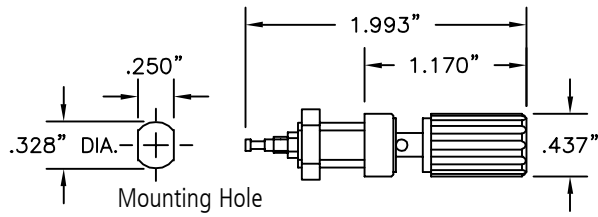


| Part No. | Description |
|-------------|-------------------------------|
| 9405 | Standard Double Banana Socket |

Construction: Nylon body with recessed entry design. Three-level copper, nickel and tin plated brass contact and turret terminal. 5/16-32 UNEF thread. Nuts furnished. Max panel thickness .187" (4.74mm).
Color: 1 red and 1 black socket. Red or black base. (Specify base color)

PANEL MOUNTS

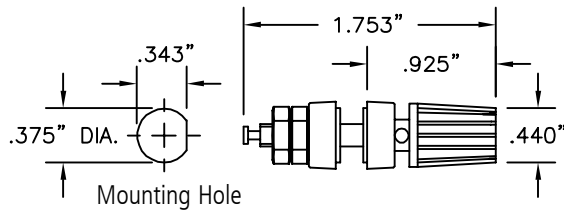
STANDARD BANANA PLUG BINDING POST WITH TURRET TERMINAL



| Part No. | Description |
|--------------|-----------------------------------|
| 9280-(color) | Standard Banana Plug Binding Post |

Construction: Nylon body. 5/16-32 UNEF thread. For panel thickness up to .281" (7.15mm). Rated at 15 Amps, 5,000 VDC.
Color: Available in red, black and white.

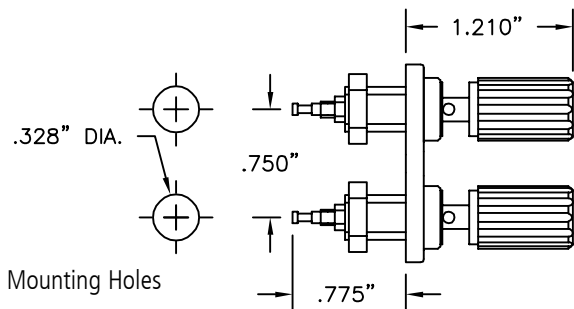
STANDARD BANANA PLUG BINDING POST WITH KEYED INSULATORS AND TURRET TERMINAL



| Part No. | Description |
|--------------|-----------------------------------|
| 9282-(color) | Standard Banana Plug Binding Post |

Construction: Metal body. Bright tin-plated. For panel thickness from .062" (1.58mm) to .250" (6.35mm). Rated at 15 Amps, 1,000 VAC RMS.
Color: Available in red, black and white.

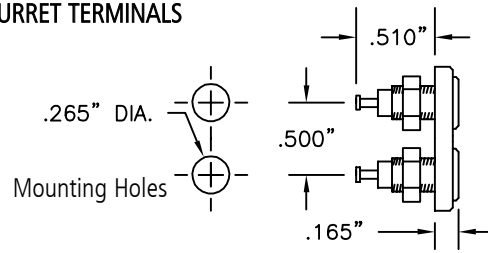
STANDARD DOUBLE BANANA SOCKET BINDING POST WITH TURRET TERMINAL



| Part No. | Description |
|----------|--|
| 9406 | Double Standard Banana Plug Binding Post |

Construction: Nylon body. 5/16-32 UNEF thread. For panel thickness up to .250" (7.15mm). Rated at 15 Amps, 8,000 VDC.
Color: Available in red and black.

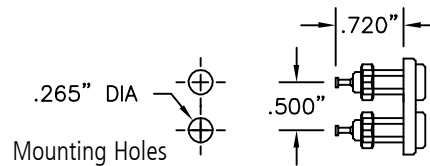
MINIATURE DOUBLE BANANA SOCKET PANEL MOUNT WITH TURRET TERMINALS



| Part No. | Description |
|----------|-------------------------------------|
| 9402 | Miniature Banana Socket Panel Mount |

Construction: Nylon body with recessed entry design. Three-level copper, nickel and tin plated brass contact and terminal. 1/4-32 UNEF thread. Nut furnished. Mounts in .268" (6.80mm) hole. For panel thickness up to .156" (4.75mm).
Color: Available in red and black.

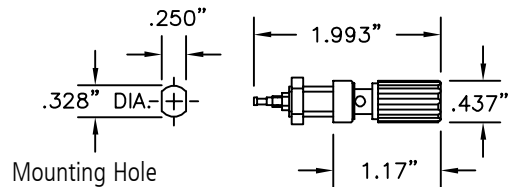
STANDARD DOUBLE .080" (2.03 mm) TIP SOCKET PANEL MOUNT WITH TURRET TERMINALS



| Part No. | Description |
|----------|---------------------------------------|
| 9401 | Standard .080" Tip Socket Panel Mount |

Construction: Nylon body with recessed closed entry design. Silver-plated beryllium copper contact spring. Brass solder terminal is hot tin dipped. 1/4-32 nut furnished. Mounted in .265" hole in panels up to 5/16" (6.35mm) thick.
Color: Available in red and black.

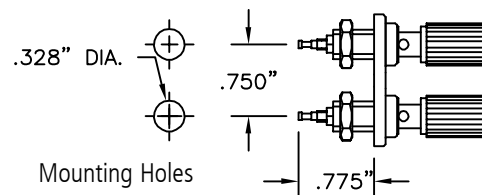
EUROPEAN BINDING POST WITH TURRET TERMINAL FOR STANDARD BANANA PLUG



| Part No. | Description |
|--------------|-----------------------|
| 9281-(color) | European Binding Post |

Construction: Nylon body. 5/16-32 UNEF thread. For panel thickness up to .281" (7.15mm). Rated at 15 Amps, 5,000 VDC.
Color: Available in red, black and white.

EUROPEAN DOUBLE BINDING SOCKET WITH TURRET TERMINAL FOR STANDARD BANANA PLUG



| Part No. | Description |
|----------|-----------------------|
| 9407 | European Binding Post |

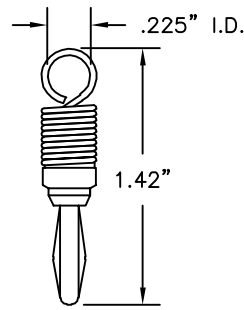
Construction: Nylon body. 5/16-32 UNEF thread. For panel thickness up to .250" (7.15mm). Rated at 15 Amps, 8,000 VDC.
Color: Available in red and black.

QUICK DISCONNECT TERMINAL ADAPTERS

BASIC INFORMATION

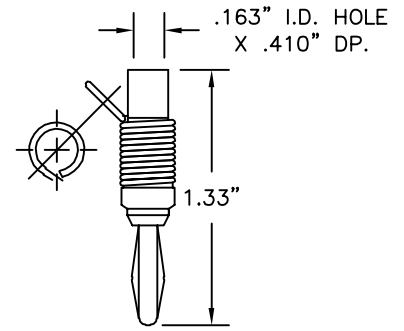
Convert plug-in connectors, terminals, posts or sockets into ring terminals for easy connections.

TERMINAL RING ON STANDARD BANANA PLUG



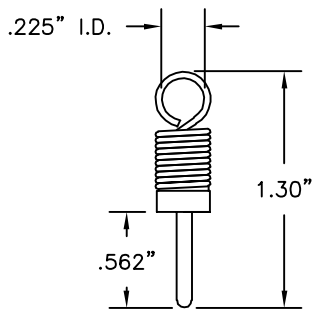
| Part No. | Description |
|----------|---------------------------------------|
| 8702 | Terminal Ring on Standard Banana Plug |

TERMINAL RING ON STACKING STANDARD BANANA PLUG



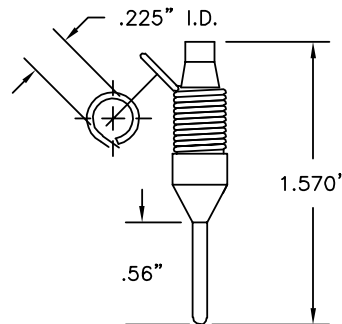
| Part No. | Description |
|----------|--|
| 8703 | Terminal Ring on Stacking Standard Banana Plug |

TERMINAL RING ON .080" (2.03mm) PIN PLUG



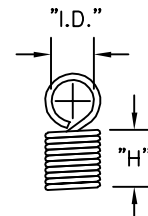
| Part No. | Description |
|----------|--|
| 8701 | Terminal Ring on .080" (2.03mm) Pin Plug |

TERMINAL RING ON STACKING .080" (2.03mm) PIN PLUG



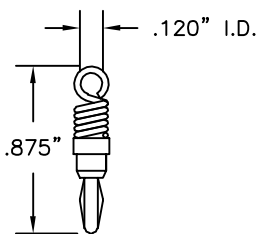
| Part No. | Description |
|----------|--|
| 8704 | Terminal Ring on Stacking .080" Pin Plug |

TERMINAL RING ON FEMALE THREAD



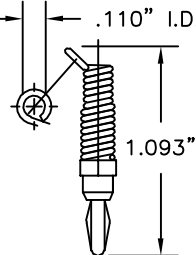
| Part No. | Description | I.D. | H |
|----------|-------------|-------|-------|
| 8715-4 | 4-40 | .093" | .205" |
| 8715-6 | 6-32 | .118" | .210" |
| 8715-8 | 8-32 | .150" | .265" |
| 8715-10 | 10-32 | .175" | .268" |
| 8715-25 | 1/4"-32 | .230" | .312" |

TERMINAL RING ON MINIATURE BANANA PLUG



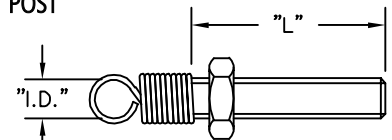
| Part No. | Description |
|----------|--|
| 8713 | Terminal Ring on Miniature Banana plug |

TERMINAL RING ON STACKING MINIATURE BANANA PLUG



| Part No. | Description |
|----------|---|
| 8714 | Terminal Ring on Stacking Miniature Banana Plug |

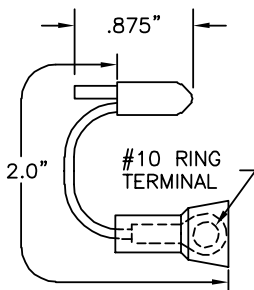
TERMINAL RING ON MALE THREADED POST



| Part No. | Thread | I.D. | L |
|----------|---------|-------|------|
| 8716-4 | 4-40 | .093" | .85" |
| 8716-6 | 6-32 | .118" | .80" |
| 8716-8 | 8-32 | .150" | .95" |
| 8716-10 | 10-32 | .175" | .85" |
| 8716-25 | 1/4"-32 | .230" | .50" |

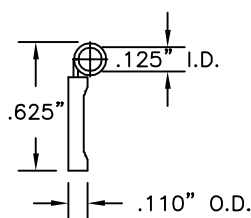
Each supplied with corresponding nut.

TERMINAL RING TO .025" SQUARE SOCKET

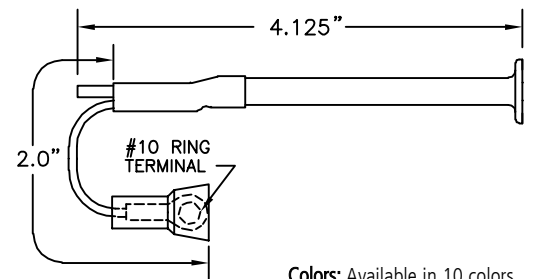


Colors: Available in 10 colors.

| Part No. | Description |
|----------|---------------------|
| 8705 | .025" Square Socket |
| 8709 | .045" Square Socket |



| Part No. | Description |
|----------|-----------------------------------|
| 8706 | Direct for Lightweight Connectors |



Colors: Available in 10 colors.


| Part No. | Description |
|----------|---------------------|
| 8707 | .025" Square Socket |
| 8710 | .045" Square Socket |

E-Z-NAILCLIP™ TEST TERMINALS

For use with breadboard circuits, experimental hookups and harness board connections, to pretest circuits, modules, components and burn-in boards.

Use E-Z-Nailclip test terminals to hold wire ends firmly in place for a quick, sure connection. Smooth, tough hook holds wire ends firmly against the nylon slide without cutting, nicking, or damaging lead wires. E-Z-Nailclips drive into wood like a nail using the T-20 Tool, or can be pressed into predrilled holes. Products can easily be soldered below board and simple finger tip operation saves in construction time by speeding wire placement. The rectangular hole design in the slide eliminates hook rotation. Nailclips are available with a variety of factory-installed adapters.

Colors: Available in 10 colors.

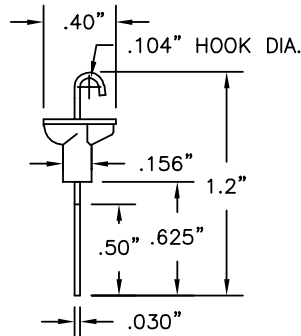


STANDARD TEST TERMINAL

Construction:

One-piece nickel silver shaft and hook. Durable heat and chemical resistant nylon slide. Stainless steel compression coil spring. Requires T-20 tool to drive into wood or PE-93 Perf-eze adapter to press into standard perf board holes.

Colors: Available in 10 colors.



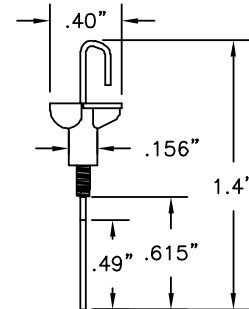
| Part No. | Description |
|----------|---------------|
| 81-1 | Standard Hook |

MULTIPLE WIRE TEST TERMINAL

Construction:

One-piece nickel silver shaft and hook. Durable heat and chemical resistant nylon slide. Stainless steel compression coil spring. Requires T-20 tool to drive into wood or PE-93 Perf-eze adapter to press into standard perf board holes.

Colors: Available in 10 colors.

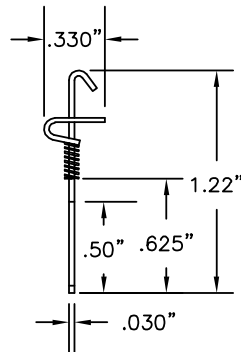


| Part No. | Description |
|----------|-------------------------|
| 83-8 | Hook for Multiple Wires |

ALL METAL TEST TERMINAL FOR HIGH TEMPERATURE USE

Construction:

One-piece nickel silver shaft and hook. Durable heat and chemical resistant nylon slide. Stainless steel compression coil spring. Requires T-20 tool to drive into wood or PE-93 Perf-eze adapter to press into standard perf board holes.

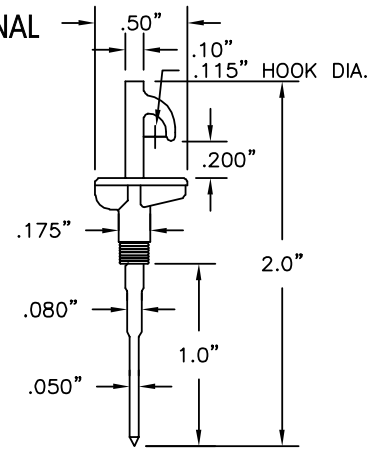


| Part No. | Description |
|----------|-----------------------|
| 84-1 | High Temperature Hook |

HEAVY DUTY TEST TERMINAL

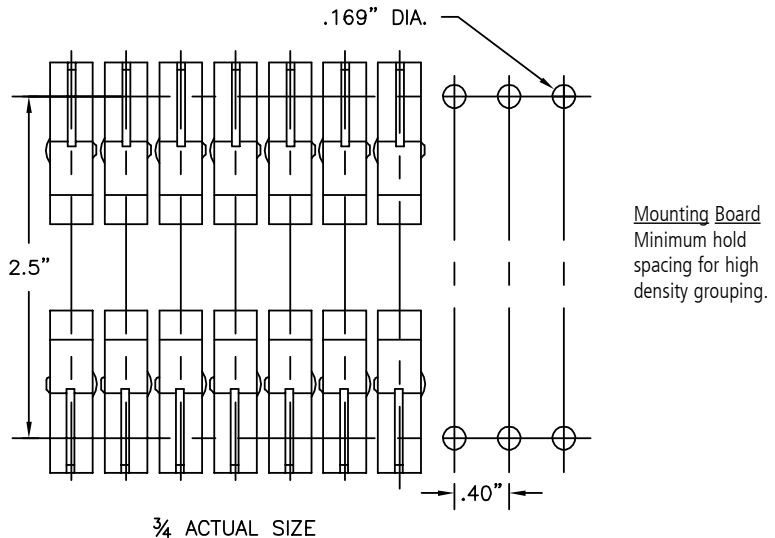
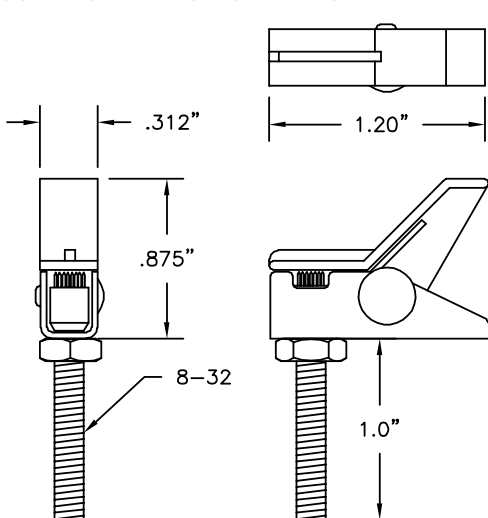
Construction: Three-level copper, nickel and tin plated tempered steel hook. Nylon slide. Stainless steel spring.

Colors: Available in 10 colors.



| Part No. | Description |
|----------|-----------------|
| 86-1 | Heavy Duty Hook |

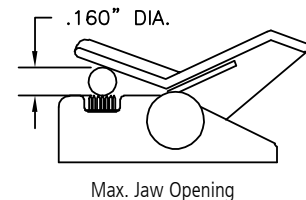
INSULATION-PIERCING WIRE CLAMP



| Materials and Finish | |
|----------------------|--------------------------------------|
| Housing: | Steel; copper, nickel, & tin-plated |
| Lever: | Nylon molded in ten different colors |
| Contact Bolt: | Brass nickel plated |
| Springs: | Stainless steel |

| Part No. | Description |
|----------|--------------------------------|
| 82-2 | Insulation-Piercing Wire Clamp |

No need to strip wire end for continuity testing. Wires can be installed from three different sides. If more than one wire is to be held in the same clamp, use the same wire AWG and insert from the front only, and to the same depth.

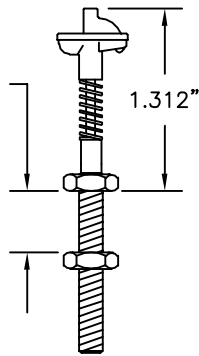


E-Z-NAILCLIP™ TEST TERMINAL ADAPTERS

HEAVY DUTY TERMINAL CLIP ON THREADED POST

SEE PART NO. BOX FOR PANEL THICKNESS

| Part No. | Thread | Max Panel Thickness |
|----------|--------|---------------------|
| 8607-4 | 4-40 | .875" |
| 8607-6 | 6-32 | .875" |
| 8607-8 | 8-32 | 1.00" |
| 8607-10 | 10-32 | .875" |



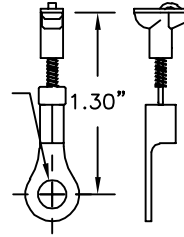
Colors: Available in 10 colors.
See Part No. 81-1 for hook dimensions

TERMINAL CLIP ON SMALL RING TERMINAL

FOR NO. 10 SCREW .200" DIA.

| Part No. | Description |
|----------|-------------------------------|
| 8105 | Terminal Clip on Small Eyelet |

Colors: Available in 10 colors.



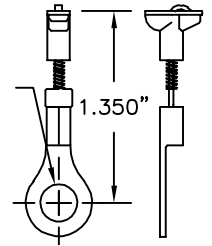
See Part No. 81-1 for hook dimensions

TERMINAL CLIP ON METER POST RING TERMINAL

FOR 1/4" SCREW .250" DIA.

| Part No. | Description |
|----------|------------------------------------|
| 8106 | Terminal Clip on Meter Post Eyelet |

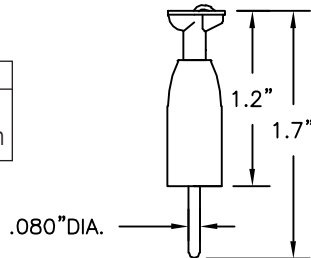
Colors: Available in 10 colors.



See Part No. 81-1 for hook dimensions

TERMINAL CLIP ON .080" (2.03mm) PIN

| Part No. | Description |
|----------|-------------------------------------|
| 8101 | Terminal Clip on .080" (2.03mm) Pin |



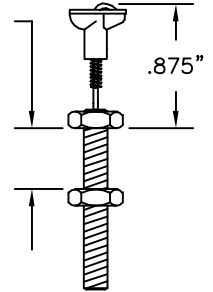
Colors: Available in 10 colors.
See Part No. 81-1 for hook dimensions

TERMINAL CLIP ON THREADED POST

SEE PART NO. BOX FOR PANEL THICKNESS

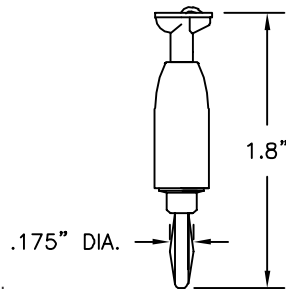
| Part No. | Thread | Max Panel Thickness |
|----------|--------|---------------------|
| 8107-4 | 4-40 | .875" |
| 8107-6 | 6-32 | .875" |
| 8107-8 | 8-32 | 1.00" |
| 8107-10 | 10-32 | .875" |

Colors: Available in 10 colors.
See Part No. 81-1 for hook dimensions



TERMINAL CLIP ON STANDARD BANANA PLUG

| Part No. | Description |
|----------|---------------------------------------|
| 8102 | Terminal Clip on Standard Banana Plug |

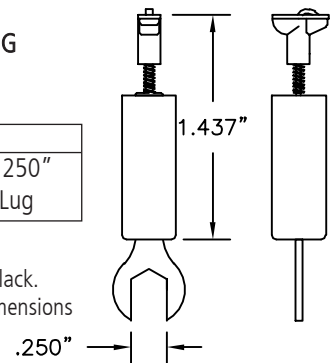


Colors: Available in 10 colors.
See Part No. 81-1 for hook dimensions

TERMINAL CLIP ON .250" (6.35mm) SPADE LUG

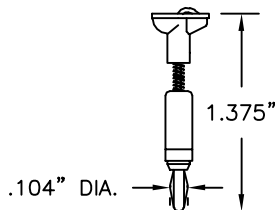
| Part No. | Description |
|----------|---|
| 8104 | Terminal Clip on .250" (6.35mm) Spade Lug |

Colors: Available in red and black.
See Part No. 81-1 for hook dimensions



TERMINAL CLIP ON MINIATURE BANANA PLUG

| Part No. | Description |
|----------|--|
| 8108 | Terminal Clip on Miniature Banana Plug |

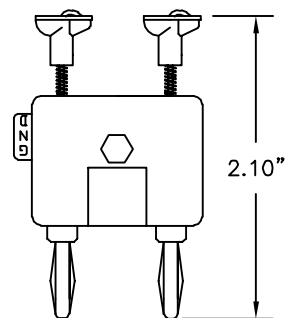


Colors: Available in 10 colors.
See Part No. 81-1 for hook dimensions

TERMINAL CLIP ON STANDARD DOUBLE BANANA PLUG

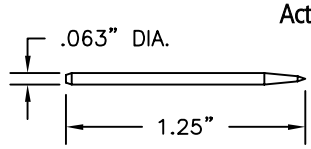
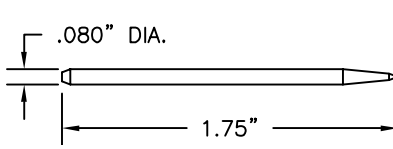
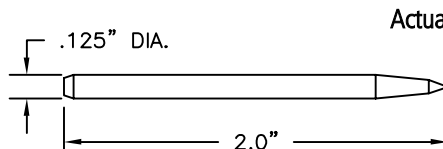
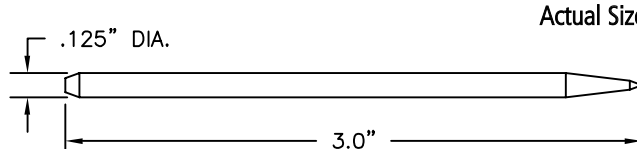
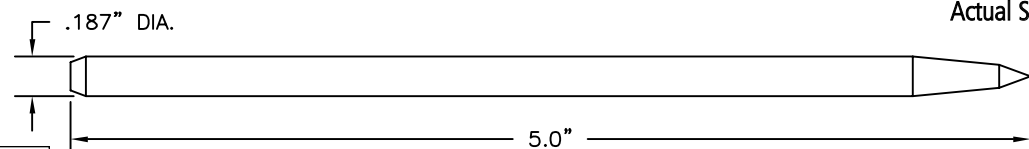
| Part No. | Description |
|----------|--|
| 8103 | Terminal Clip on Std. Double Banana Plug |

Colors: Available in red and black.
See Part No. 81-1 for hook dimensions



E-Z-HOOK HARNESS BOARD NAILS

Harness board nails are made from tool steel, heat treated and are copper, nickel & tin plated. Tapered point is slightly dulled. Length of point is approximately 3 to 4 times the diameter.

|  <p>.063" DIA. 1.25"</p> <table border="1"> <tr><th>Part No.</th><th>Description</th></tr> <tr><td>80-1</td><td>1.25" Harness Board Nail</td></tr> </table> | Part No. | Description | 80-1 | 1.25" Harness Board Nail |  <p>.080" DIA. 1.75"</p> <table border="1"> <tr><th>Part No.</th><th>Description</th></tr> <tr><td>80-7</td><td>1.75" Harness Board Nail</td></tr> </table> | Part No. | Description | 80-7 | 1.75" Harness Board Nail |
|--|--------------------------|-------------|-------------|--------------------------|---|----------|-------------|-------|--------------------------|
| Part No. | Description | | | | | | | | |
| 80-1 | 1.25" Harness Board Nail | | | | | | | | |
| Part No. | Description | | | | | | | | |
| 80-7 | 1.75" Harness Board Nail | | | | | | | | |
|  <p>.125" DIA. 2.0"</p> <table border="1"> <tr><th>Part No.</th><th>Description</th></tr> <tr><td>80-11</td><td>2" Harness Board Nail</td></tr> </table> | Part No. | Description | 80-11 | 2" Harness Board Nail |  <p>.125" DIA. 3.0"</p> <table border="1"> <tr><th>Part No.</th><th>Description</th></tr> <tr><td>80-16</td><td>3" Harness Board Nail</td></tr> </table> | Part No. | Description | 80-16 | 3" Harness Board Nail |
| Part No. | Description | | | | | | | | |
| 80-11 | 2" Harness Board Nail | | | | | | | | |
| Part No. | Description | | | | | | | | |
| 80-16 | 3" Harness Board Nail | | | | | | | | |
|  <p>.187" DIA. 5.0"</p> <table border="1"> <tr><th>Part No.</th><th>Description</th></tr> <tr><td>80-25</td><td>5" Harness Board Nail</td></tr> </table> | | Part No. | Description | 80-25 | 5" Harness Board Nail | | | | |
| Part No. | Description | | | | | | | | |
| 80-25 | 5" Harness Board Nail | | | | | | | | |

HARNESS BOARD ACCESSORIES

DRIVING TOOL FOR NAILCLIPS



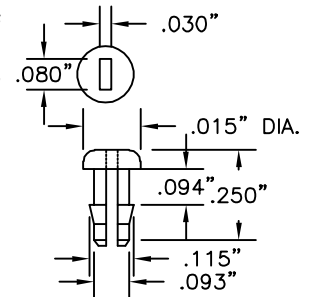
| Part No. | Description |
|----------|----------------------------|
| T-20 | Driving Tool for Nailclips |

The T-20 assists in nailing in your smaller nailclips without damage. Best for use with E-Z-Nailclip test terminals 81-1, 83-8 and 84-1.

PERF-EZE ADAPTERS

Inserts snap into .093" standard perf board holes, lock into position and permit nailclips to be pressed securely into the perf board.

Construction: Molded of natural colored nylon. Clips and inserts are removable and reusable, allowing freedom of movement from hole to hole, and rotation in any direction.



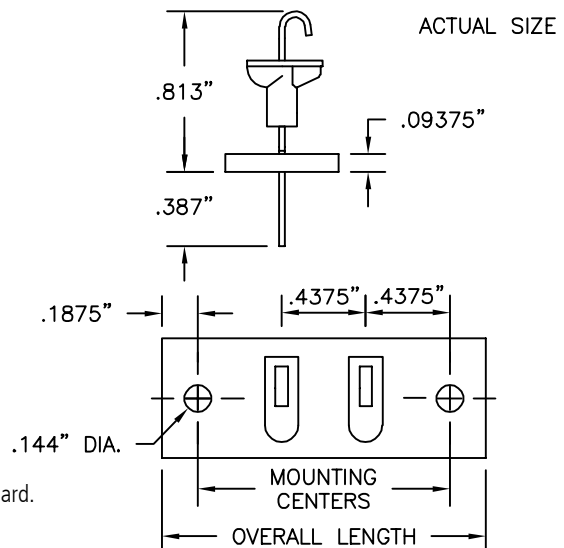
| Part No. | Description |
|----------|------------------------------|
| PE-93 | Bag of 100 Perf-eze Adapters |

2X ACTUAL SIZE

QUICK DISCONNECT TERMINAL BOARDS

| Part No. | TERMINALS | MOUNTING CENTERS | |
|----------|-----------|------------------|---------|
| | | INCHES | METRIC |
| 8161 | 1 | .875" | 2.22cm |
| 8162 | 2 | 1.3125" | 3.33cm |
| 8163 | 3 | 1.750" | 4.44cm |
| 8164 | 4 | 2.1875" | 5.55cm |
| 8165 | 5 | 2.626" | 6.67cm |
| 8166 | 6 | 3.0625" | 7.78cm |
| 8167 | 7 | 3.50" | 8.89cm |
| 8168 | 8 | 3.9375" | 10.0cm |
| 8169 | 9 | 4.375" | 11.11cm |
| 8170 | 10 | 4.8125" | 12.22cm |

Terminal number indicates the quantity of 81-1 red Nailclips included with the board.
Note: Add .375" (9.525mm) for overall length of board.



HARNESS BOARD ACCESSORIES

BREADBOARDING KITS

| Part No. | Description |
|-------------|--|
| 8124 | Kit of 24 Part No. 81-1 Standard Nailclips |
| 8324 | Kit of 24 Part No. 83-8 Nailclips for Multiple Wires |
| 8424 | Kit of 24 Part No. 84-1 High Temperature Nailclips |



Each kit contains: 24 Nailclips (select nailclip model), 24 PE-93 Perf-eze adapters, 1 perf board -- 4.8" (121.9mm) x 8.5" (215.9mm), Thickness -- .09315" (2.38mm), Grid -- .265" (6.75mm), Rubber feet and instruction folder.
Nailclip Colors: 4 black, 4 red, 2 each of the remaining 8 colors.

E-Z-NAILCLIP KITS

NAILCLIP KITS OF 50 TEST TERMINALS

Kit contains: 50 red nailclips and T-20 driving tool

| Part No. | Description |
|--------------|--|
| 8150T | Kit of 50 Red Part No. 81-1 Standard Nailclips |
| 8350T | Kit of 50 Red Part No. 83-8 Nailclips for Multiple Wires |
| 8450T | Kit of 50 Part No. 84-1 High Temperature Nailclips |

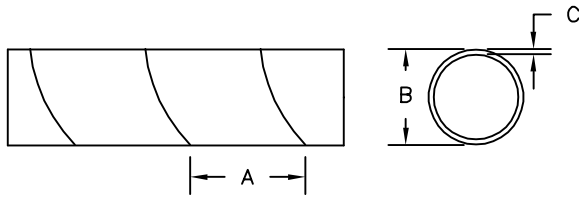


NAILCLIP KITS OF 50 TEST TERMINALS AND 50 PERF-EZE ADAPTERS


Kit contains: 50 red nailclips and 50 PE-93 Perf-eze adapters for use with standard .093" (2.36mm) perf board (board not furnished).

| Part No. | Description |
|---------------|--|
| 8150PE | Kit of 50 Red Part No. 81-1 Standard Nailclips, 50 PE-93 Perf-eze Adapters |
| 8350PE | Kit of 50 Red Part No. 83-8 Nailclips for Multiple Wires, 50 PE-93 Perf-eze Adapters |
| 8450PE | Kit of 50 Part No. 84-1 High Temperature Nailclips, 50 PE-93 Perf-eze Adapters |

SPIRAL-EZ HARNESS WRAP



| Part No. —Length | Material | A | B | C | Max Bundle |
|-------------------------|--------------|-------|-------|-------|------------|
| SE250P —100, 500 | Polyethylene | .375" | .250" | .040" | 2" |
| SE500P —100, 250 | Polyethylene | .562" | .500" | .058" | 4" |
| SE750P —50, 100 | Polyethylene | .750" | .750" | .065" | 6" |
| SE250N —100, 500 | Nat. Nylon | .375" | .250" | .030" | 2" |
| SE500N —100, 250 | Nat. Nylon | .562" | .500" | .030" | 4" |
| SE750N —50, 100 | Nat. Nylon | .750" | .750" | .040" | 6" |



E-Z-Hook is the best choice for quick connect, easy to use harness board solutions



HARNESS BOARD

WIRE AND CABLE

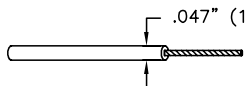
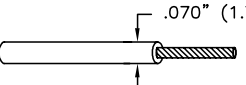
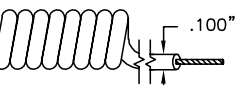
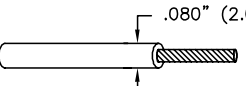

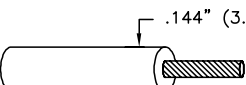
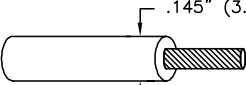
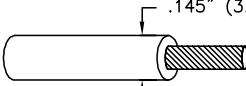
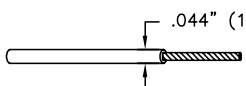
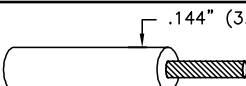
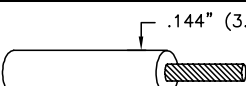
E-Z-Hook flexible test lead wire is made with high stranding to meet our strict quality specifications. Our large assortment of various gauges and insulation options provides a solution for every testing need. Please contact our factory for specific requirements.

Spools: Wire can be purchased in spools of 100, 500 and 1,000 feet.

Colors: Black, brown, red, orange, yellow, green, blue, violet, gray and white.

Insulation: Available in PVC, Teflon, silicone, and rubber insulation.

Ordering Information: Please specify information as follows: part number-spool length-color (ex. 9501-100-Red).

| Insuation Type | Part Number | Spool Length | AWG (Stranding) | Insulation Thickness | W.V.D.C. | Nominal O.D. | Temp. |
|---|--|-----------------------------------|--------------------------------|----------------------|--------------|----------------|---------------------|
| PVC INSULATED | | | | | | | |
|  | 9501 [701 Series] | 100, 500, and 1,000 feet | 28AWG 19x40 Tinned Copper | .015" (.39mm) | 600 | .047" (1.19mm) | +105°C |
|  | 9504 [200 Series] | 100, 500, and 1,000 feet | 22AWG 65x40 Tinned Copper | .018" (.457mm) | 1000 (300UL) | .070" (1.78mm) | +105°C (60°C UL) |
|  | 9704 [200C Series] | * Coil-Lgth 7" Extends to 48" | 22AWG 26x36 Tinned Copper | .035" (.89mm) | 1000 | .100" (2.54mm) | +105°C |
|  | 9505 [500 Series] Red & Black only | 100, 500, and 1,000 feet | 20AWG 105x40 Tinned Copper | .020" (.508mm) | 1000 | .080" (2.03mm) | +105°C |
|  | 9706 [600C Series] | * Coil-Lgth 10" Extends to 60" | 20AWG 42x36 Tinned Copper | .040" (1.02mm) | 5000 | .144" (3.6mm) | +105°C |
|  | 9506 [600 Series] | 100, 500, and 1,000 feet | 18AWG 65x36 Tinned Copper | .045" (1.14mm) | 5000 | .144" (3.6mm) | +105°C |
|  | 9509 [900 Series] Red & Black only | 100, 500, and 1,000 feet | 16AWG 105x36 Tinned Copper | .040" (1.02mm) | 1000 | .145" (3.7mm) | +105°C |
|  | 9510 [1000 Series] Red & Black only | 100, 500, and 1,000 feet | 14AWG 105x34 Tinned Copper | .035" (.89mm) | 1000 | .145" (3.7mm) | +105°C |
| TEFLON INSULATED | | | | | | | |
|  | 9527 [300 Series] | 100, 500, and 1,000 feet | 24AWG 19x36 Silvered Copper | .010" (.254mm) | 600 | .044" (1.12mm) | +200°C |
| SILICONE INSULATED | | | | | | | |
|  | 9508 [400 Series] Red & Black only | 100, 500, and 1,000 feet | 18AWG 65x36 Tinned Copper | .045" (1.14mm) | 5000 | .144" (3.6mm) | +150°C |
| RUBBER INSULATED | | | | | | | |
|  | 9507 [800 Series] Red & Black only | 100, 500, and 1,000 feet | 18AWG 65x36 Tinned Copper | .045" (1.14mm) | 5000 | .144" (3.6mm) | +90°C |

*Coil cord not available in spools.

WIRE AND CABLE

Our extensive line of coaxial cables accommodates the testing needs of our clients. E-Z-Hook offers coaxial test cable in various gauges, types and RG styles. Insulation is polyethylene, thermoplastic or teflon depending upon cable type. Please see our cable assemblies for factory constructed leads using the below cables.

Spools: Cable can be purchased in spools of 100, 500, and 1,000 feet.

Ordering Information: Please specify information as follows: part numbe. - spool length - color (ex. 9661-100-Red)

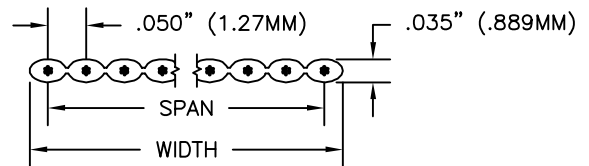
| Part Number | Configuration & RG Number | Nominal Stranding | Nominal O.D. | Nominal Impedance | Capacitance | Color |
|--------------------------------|---------------------------|--------------------|--------------------|--|--------------------|-------|
| POLYETHYLENE INSULATED | | | | | | |
| 9661 [6101 Series] | RG214/U | 13 AWG 7x.0296 | .425" (10.80mm) | 50 Ohms | 30.8pF/ft | Black |
| 9660 [6100 Series] | RG213/U | 13 AWG 7x21 | .405" (10.29mm) | 50 Ohms | 30.8pF/ft | Black |
| 9640 [4000 Series] | RG174/U | 26 AWG 7x34 | .100" (2.54mm) | 50 Ohms | 30.8pF/ft | Black |
| 9662 [6200 Series] | RG62B/U | 24 AWG 7x32 | .242" (6.15mm) | 93 Ohms | 13.5pF/ft | Black |
| 9675 [7501 Series] | RG59/U | 22 AWG 7x30 | .242" (6.15mm) | 75 Ohms | 17.3pF/ft | Black |
| 9610 [1000 Series] | RG58C/U | 20 AWG 19x.0071 | .195" (4.95mm) | 50 Ohms | 30.8pF/ft | Black |
| 9620 [2000 Series] | MIC | 25 AWG 7x33 | .200" (5.08mm) | 57 Ohms | 25pF/ft | Gray |
| 9621 [2100 Series] | 1 Pair MIC | 18 AWG 6x30 | .222" (5.64mm) | Between Conductors Shield & Conductor | 27pF/ft 49pF/ft | Gray |
| 9622 [2200 Series] | 1 Pair MIC | 22 AWG 7x30 | .180" (4.57mm) | Between Conductors Shield & Conductor | 24pF/ft 47pF/ft | Gray |
| 9650 [5000 Series] | 2 Twisted Pair MIC | 24 AWG 42x40 | .245" (6.22mm) | Between Conductors Shield & Conductor | 39pF/ft 57pF/ft | Black |
| 9670 [7000 Series] | Double Shielded Video | 20 AWG Solid | .304" (7.72mm) | 75 Ohms | 21pF/ft | Black |
| TEFLON INSULATED | | | | | | |
| 9641 [4100 Series] | RG315/U | 26 AWG 7x.0067 | .098" (2.49mm) | 50 Ohms | 29.0pF/ft | Brown |
| 9611 [1100 Series] | RG142B/U | 18 AWG Solid | .195" (4.95mm) | 50 Ohms | 29.0pF/ft | Brown |
| THERMOPLASTIC INSULATED | | | | | | |
| 9630 [3000 Series] | Twisted Pair | 20 AWG 10x30 | .190" (4.86mm) | | | Gray |

WIRE & CABLE

RIBBON CABLE

2X ACTUAL SIZE

.050" Pitch extruded gray ribbon cable designed for general purpose electronic interconnect applications. The cable provides reliable mass-termination to standard .100" contact IDC connectors. Breakouts can be made easily with the tear feature design. Insulation material consists of gray PVC, with a red polarity strip for proper circuit alignment.



| Description | Part Number | AWG (Stranding) | Insulation Thickness | Number of Conductors | Width | Span | Temp. |
|--|----------------|-----------------------------|----------------------|----------------------|-----------------|-----------------|--------|
| 14 Conductor Ribbon Cable Laminated PVC Insulation | 9601-14 | 28AWG 7X36 Tinned Copper | .010" (.254mm) | 14 | .700" (17.78mm) | .650" (16.51mm) | +105°C |
| 16 Conductor Ribbon Cable Laminated PVC Insulation | 9601-16 | 28AWG 7X36 Tinned Copper | .010" (.254mm) | 16 | .800" (20.32mm) | .750" (19.05mm) | +105°C |
| 20 Conductor Ribbon Cable Laminated PVC Insulation | 9601-20 | 28AWG 7X36 Tinned Copper | .010" (.254mm) | 20 | 1.00" (25.40mm) | .950" (24.13mm) | +105°C |
| 40 Conductor Ribbon Cable Laminated PVC Insulation | 9601-40 | 28AWG 7X36 Tinned Copper | .010" (.254mm) | 40 | 2.00" (50.80mm) | 1.95" (49.53mm) | +105°C |

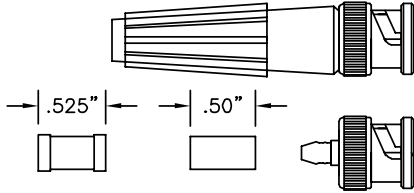
BNC PLUGS, RECEPTACLES AND ADAPTERS

BASIC INFORMATION

Male & Female Connectors: Brass body and fittings. Teflon insulators. Silver or gold-plated brass contact. Bright tarnish resistant metal alloy finish. Crimp on assembly.

Strain Relief Boot: Molded rubber, 1.75" (44.5mm) long.

BNC MALE CONNECTOR FOR RG58C/U CABLE

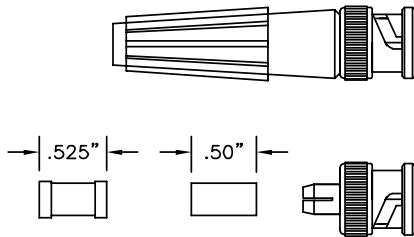


| Part No. | Description |
|---------------|---|
| 8901 | Standard BNC Male Only |
| 8901B | Standard BNC Male with Strain Relief Boot |
| 8901W | Weatherproof BNC Male Only |
| 8901WB | Weatherproof BNC Male with Strain Relief Boot |

BNC MALE CONNECTOR FOR MIC CABLE

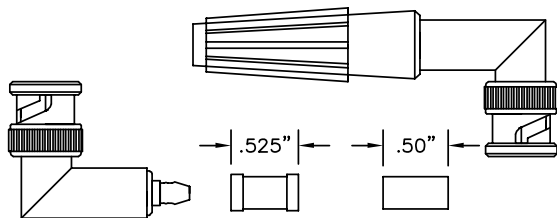
| Part No. | Description |
|---------------|---|
| 8914 | Standard BNC Male Only |
| 8914B | Standard BNC Male with Strain Relief Boot |
| 8914W | Weatherproof BNC Male Only |
| 8914WB | Weatherproof BNC Male with Strain Relief Boot |

BNC MALE CONNECTOR FOR RG59/U AND RG62B/U CABLE



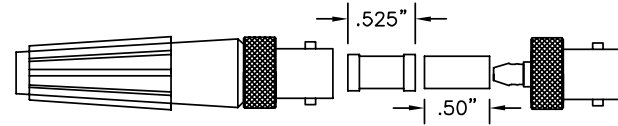
| Part No. | Description |
|---------------|---|
| 8903 | Standard BNC Male Only |
| 8903B | Standard BNC Male with Strain Relief Boot |
| 8903W | Weatherproof BNC Male Only |
| 8903WB | Weatherproof BNC Male with Strain Relief Boot |

RIGHT ANGLE BNC MALE CONNECTOR FOR RG58C/U CABLE



| Part No. | Description |
|---------------|---|
| 8907 | Right Angle BNC Male Only |
| 8907B | Right Angle BNC Male with Strain Relief Boot |
| 8907W | Weatherproof Right Angle BNC Male Only |
| 8907WB | Weatherproof Right Angle BNC Male with Strain Relief Boot |

BNC FEMALE CONNECTOR FOR RG58C/U CABLE

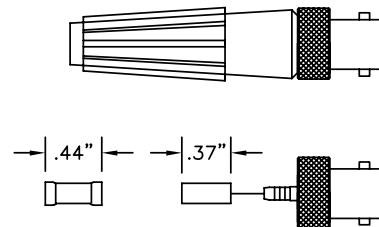


| Part No. | Description |
|---------------|---|
| 8902 | Standard BNC Female Only |
| 8902B | Standard BNC Female with Strain Relief Boot |
| 8902W | Weatherproof BNC Female Only |
| 8902WB | Weatherproof BNC Female with Strain Relief Boot |

BNC FEMALE CONNECTOR FOR RG59/U CABLE

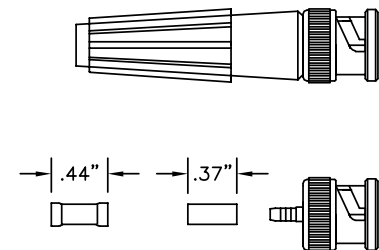
| Part No. | Description |
|---------------|---|
| 8913 | Standard BNC Female Only |
| 8913B | Standard BNC Female with Strain Relief Boot |
| 8913W | Weatherproof BNC Female Only |
| 8913WB | Weatherproof BNC Female with Strain Relief Boot |

BNC FEMALE CONNECTOR FOR RG174/U CABLE



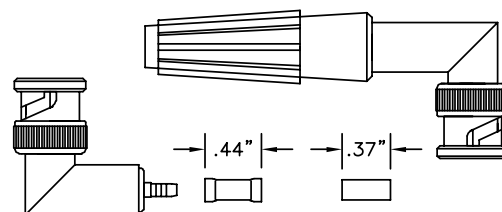
| Part No. | Description |
|---------------|---|
| 8906 | Standard BNC Female Only |
| 8906B | Standard BNC Female with Strain Relief Boot |
| 8906W | Weatherproof BNC Female Only |
| 8906WB | Weatherproof BNC Female with Strain Relief Boot |

BNC MALE CONNECTOR FOR RG174/U CABLE



| Part No. | Description |
|---------------|---|
| 8905 | Standard BNC Male Only |
| 8905B | Standard BNC Male with Strain Relief Boot |
| 8905W | Weatherproof BNC Male Only |
| 8905WB | Weatherproof BNC Male with Strain Relief Boot |

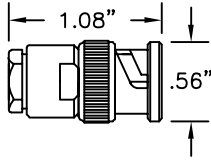
RIGHT ANGLE BNC MALE CONNECTOR FOR RG174/U CABLE



| Part No. | Description |
|---------------|---|
| 8908 | Right Angle BNC Male Only |
| 8908B | Right Angle BNC Male with Strain Relief Boot |
| 8908W | Weatherproof Right Angle BNC Male Only |
| 8908WB | Weatherproof Right Angle BNC Male with Strain Relief Boot |

BNC PLUGS, RECEPTACLES AND ADAPTERS

BNC MALE CONNECTOR



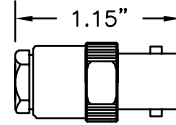
MATERIALS
 HOUSING AND FITTINGS.....BRASS
 INSULATOR.....TEFLON
 CENTER CONTACT.....BRASS
 OUTER CONTACT.....BERYLLIUM COPPER
 GASKET AND SEALS.....SILICONE RUBBER

FINISH
 HOUSING AND FITTINGS.....TRI METAL TARNISH
 RESISTANT PLATING
 CONTACT.....SILVER PLATE

ELECTRICAL
 NOMINAL IMP.....50 OHMS
 FREQ. RANGE.....DC to 11 GHz
 VOLTAGE RATING.....1000 VRMS

| Part No. | FITS TYPES OF CABLE IN RG/U SERIES |
|-------------|---|
| 8920 | 55, 55A, 58, 58A, 58C, 141, 141A, 142, 142A, 142B and 223 |
| 8926 | 59, 59A, 59B, 62, 62A, 62B, 62C, 71, 71A, 71B and 210 |
| 8928 | 174, 179A, 179B, 187, 187A, 188, 188A and 316 |

BNC FEMALE CONNECTOR



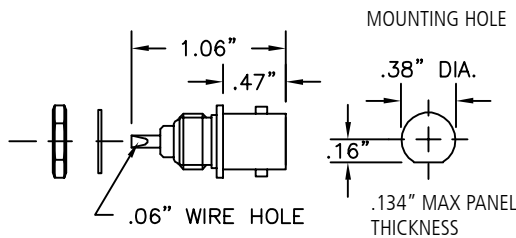
MATERIALS
 FITTINGS.....BRASS
 INSULATOR.....TEFLON
 CENTER CONTACT.....BERYLLIUM COPPER
 GASKET AND SEALS.....SILICONE RUBBER

FINISH
 FITTINGS.....TRI METAL TARNISH
 RESISTANT PLATING
 CONTACT.....SILVER PLATED

ELECTRICAL
 NOMINAL IMP.....50 OHMS
 FREQ. RANGE.....DC to 11 GHz
 VOLTAGE RATING.....1000 VRMS

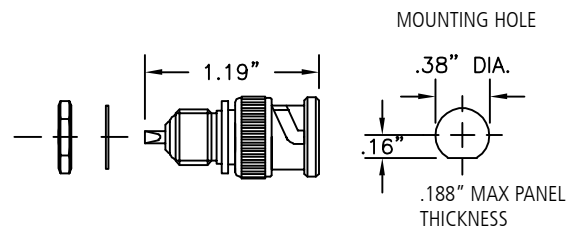
| Part No. | FITS TYPES OF CABLE IN RG/U SERIES |
|-------------|---|
| 8925 | 55, 55A, 58, 58A, 58C, 141, 141A, 142, 142A, 142B and 223 |
| 8927 | 59, 59A, 59B, 62, 62A, 62B, 62C, 71, 71A, 71B and 210 |

BNC FEMALE BULKHEAD RECEPTACLE



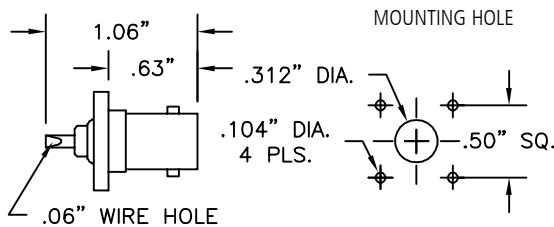
| Part No. | Description |
|-------------|-----------------------------|
| 9230 | BNC Female Panel Receptacle |

BNC MALE BULKHEAD RECEPTACLE



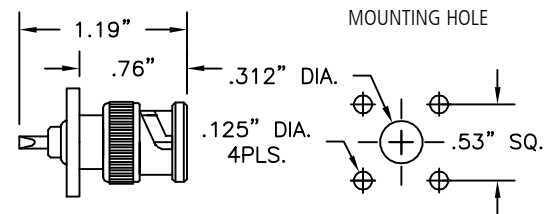
| Part No. | Description |
|-------------|---------------------------|
| 9267 | BNC Male Panel Receptacle |

BNC FEMALE PANEL RECEPTACLE 4 HOLE PANEL MOUNT or PRINTED CIRCUIT MOUNT



| Part No. | Description |
|---------------|---|
| 9233 | BNC Female Panel Receptacle, 4 Hole Plate Mount |
| 9233PC | BNC Female Receptacle, Printed Circuit Mount |

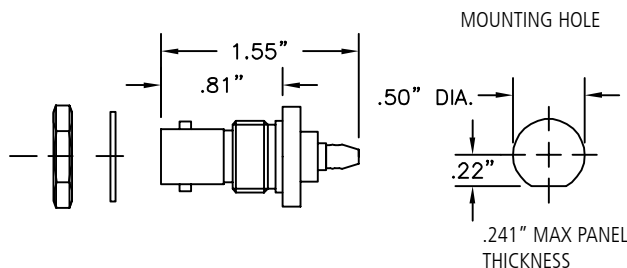
BNC MALE PANEL RECEPTACLE 4 HOLE PLATE MOUNT



| Part No. | Description |
|-------------|---|
| 9234 | BNC Male Panel Receptacle, 4 Hole Plate Mount |

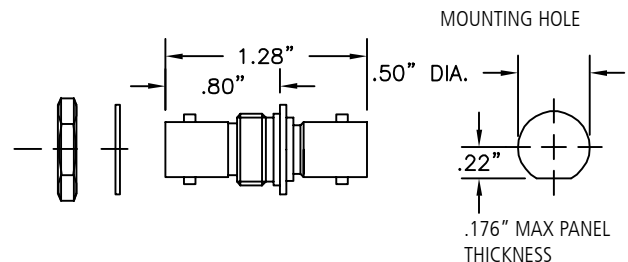
BNC FEMALE BULKHEAD SOCKET CRIMP CONSTRUCTION

Connector fits cables in RG/U series 58, 58A, 58C, 141 141A.



| Part No. | Description |
|-------------|----------------------------|
| 9231 | BNC Female Bulkhead Socket |

BNC FEMALE TO BNC FEMALE ISOLATED GROUND BULKHEAD FEED-THROUGH

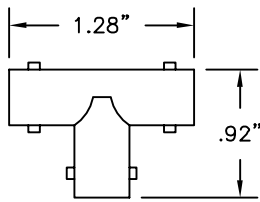


| Part No. | Description |
|-------------|---|
| 9257 | BNC Female Isolated Ground Bulkhead Feed-Through Receptacle |

COAXIAL CONNECTORS

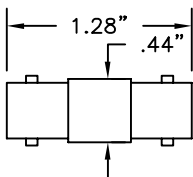
BNC PLUGS, RECEPTACLES AND ADAPTERS

BNC T-ADAPTER - 3 FEMALE CONNECTORS



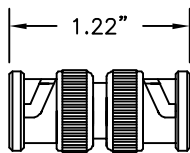
| Part No. | Description |
|----------|-------------------------------------|
| 9237 | BNC T-Adapter - 3 Female Connectors |

BNC FEMALE TO BNC FEMALE ADAPTER



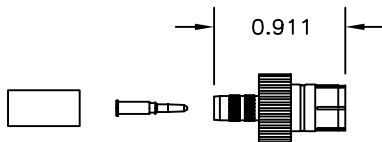
| Part No. | Description |
|----------|----------------------------------|
| 9220 | BNC Female to BNC Female Adapter |

BNC MALE TO BNC MALE ADAPTER



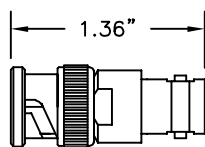
| Part No. | Description |
|----------|------------------------------|
| 9224 | BNC Male to BNC Male Adapter |

BNC QUICK DISCONNECT FOR RG58 C/U CABLE



| Part No. | Description |
|----------|----------------------|
| 8916 | BNC Quick Disconnect |

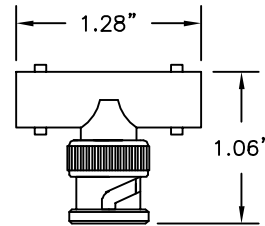
BNC MALE TO BNC FEMALE FEED-THRU TERMINATORS



VSWR < 1.1 (DC to 250 MHz)
< 1.2 (DC to 500 MHz)

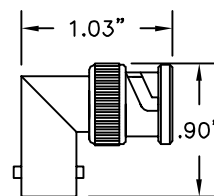
| Part No. | Resistance |
|----------|--------------------|
| TE-50 | 50+/-1 Ohm, 2 watt |

BNC T-ADAPTER - FEMALE, MALE, FEMALE



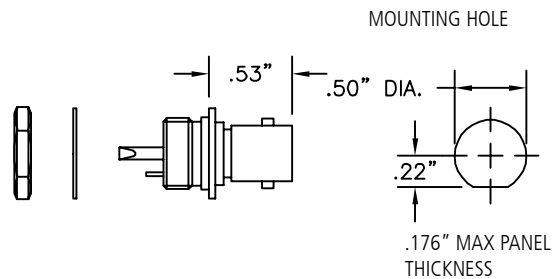
| Part No. | Description |
|----------|--------------------------------------|
| 9238 | BNC T-Adapter - Female, Male, Female |

RIGHT ANGLE BNC FEMALE TO BNC MALE ADAPTER



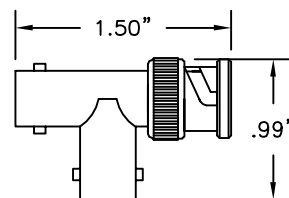
| Part No. | Description |
|----------|--|
| 9239 | Right Angle BNC Female to BNC Male Adapter |

BNC FEMALE ISOLATED GROUND BULKHEAD RECEPTACLE



| Part No. | Description |
|----------|--|
| 9232 | BNC Female Isolated Ground Bulkhead Receptacle |

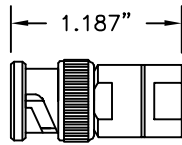
BNC T-ADAPTER - MALE, FEMALE, FEMALE



| Part No. | Description |
|----------|--------------------------------------|
| 9349 | BNC T-Adapter - Male, Female, Female |

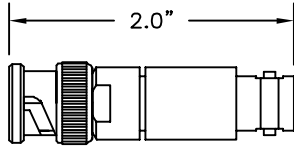
BNC PLUGS, RECEPTACLES AND ADAPTERS

MALE BNC TERMINATOR



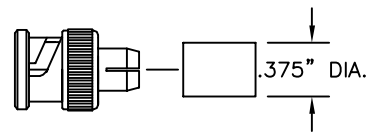
| Part No. | Resistance |
|----------|---------------------|
| TE-75 | 75 Ohm, 1/2 watt 1% |

50 OHM, 2 WATT ATTENUATORS WITH T-PAD NETWORK. MALE BNC TO FEMALE BNC



| Part No. | Attenuation | Frequency Range | |
|----------|-------------|---|---|
| AT-3 | 3db | ± .4 db to 1 GHz VSWR 1.1 to 1 GHz | ± .75 db to 6 GHz VSWR 1.45 to 6 GHz |
| AT-6 | 6db | | |
| AT-10 | 10db | ± .45 db to 2 GHz VSWR 1.2 to 2 GHz | ± 1.0 db to 8 GHz VSWR 1.65 to 8 GHz |
| AT-14 | 14db | | |
| AT-20 | 20db | ± .65 db to 4 GHz VSWR 1.35 to 4 GHz | |

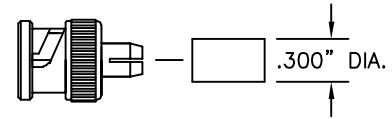
BNC CONNECTOR FOR 75 ohm DOUBLE SHIELDED VIDEO CABLE



| Part No. | Description |
|----------|--------------------|
| 8909 | Male BNC Connector |

BNC Connector for 75 OHM double shielded video cable connector used on 7000 series cable.

BNC CONNECTOR FOR RG59 SINGLE SHIELDED VIDEO CABLE



| Part No. | Description |
|----------|--------------------|
| 8910 | Male BNC Connector |

BNC Connector for RG59 single shielded video cable connector used on 7501 series cable.

SMA PLUGS AND ADAPTERS

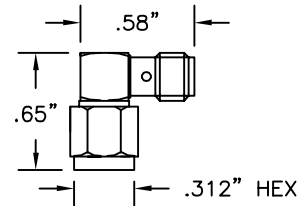
BASIC INFORMATION

Construction:

Male Connectors: Beryllium copper body and fittings. Teflon insulators. Brass contact. Hard gold-plated finish. Crimp-on assembly.

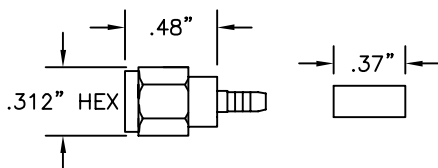
Female Connectors: Beryllium copper body and fittings. Teflon insulators. Beryllium copper contact. Hard gold-plated finish. Crimp-on assembly.

RIGHT ANGLE SMA FEMALE TO SMA MALE ADAPTER



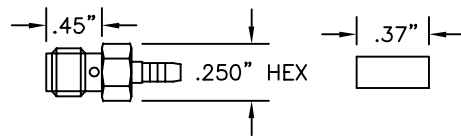
| Part No. | Description |
|----------|--|
| 9247 | Right Angle SMA Female to SMA Male Adapter |

SMA MALE CONNECTOR FOR RG174/U CABLE



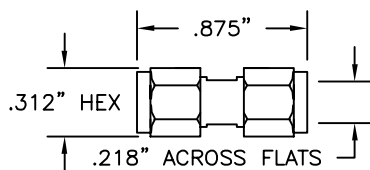
| Part No. | Description |
|----------|-------------------------------------|
| 8921 | SMA Male Connector |
| 8929 | SMA Male Connector, Stainless Steel |

SMA FEMALE CONNECTOR FOR RG174/U CABLE



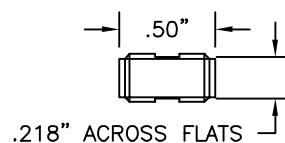
| Part No. | Description |
|----------|----------------------|
| 8922 | SMA Female Connector |

SMA MALE TO SMA MALE ADAPTER



| Part No. | Description |
|----------|------------------------------|
| 9245 | SMA Male to SMA Male Adapter |

SMA FEMALE TO SMA FEMALE ADAPTER



| Part No. | Description |
|----------|----------------------------------|
| 9246 | SMA Female to SMA Female Adapter |

"N" SERIES CONNECTORS

"N" SERIES MALE CONNECTOR

THIS CONNECTOR FITS CABLE TYPES IN RG/U 55, 55A, 53, 58A, 58C, 141, 141A, 142, 142A, 142B, 223, 303 and 400.

MATERIALS

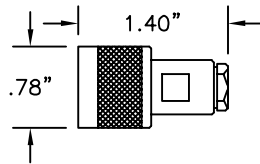
HOUSING & FITTINGS.....BRASS
 INSULATOR.....TEFLON
 CENTER CONTACT.....BRASS
 OUTER CONTACT.....BERYLLIUM COPPER
 GASKET AND SEALS.....SILICONE RUBBER

FINISH

HOUSING & FITTINGS.....TRI METAL TARNISH RESISTANT PLATING
 CONTACTS.....SILVER PLATE

NOMINAL IMP.....50 OHMS
 FREQ. RANGE.....DC to 11 GHZ
 VOLTAGE RATING.....1000 VRMS

Part No. **8918**



"N" SERIES MALE CONNECTOR

THIS CONNECTOR FITS CABLE TYPE IN RG/U SERIES 8, 8A, 9, 9A, 9B, 11, 11A, 13A, 213, 214, 216 AND 225.

MATERIALS

HOUSING & FITTINGS.....BRASS
 INSULATOR.....TEFLON
 CENTER CONTACT.....BRASS
 OUTER CONTACT.....BERYLLIUM COPPER
 GASKET AND SEALS.....SILICONE RUBBER

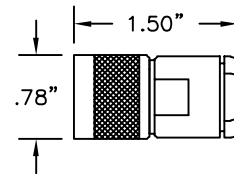
FINISH

FITTINGS.....TRI METAL TARNISH RESISTANT PLATING

ELECTRICAL

NOMINAL IMP.....50 OHMS
 FREQ. RANGE.....DC to 11 GHZ
 VOLTAGE RATING.....1000 VRMS

Part No. **8923**



"N" SERIES FEMALE CONNECTOR

THIS CONNECTOR FITS CABLE TYPE IN RG/U SERIES B, 8A, 9, 9A, 9B, 11, 11A, 13A, 213, 214, 216 AND 225.

MATERIALS

HOUSING AND FITTINGS.....BRASS
 INSULATOR.....TEFLON
 CENTER CONTACT.....BERYLLIUM COPPER
 GASKET AND SEALS.....SILICONE RUBBER

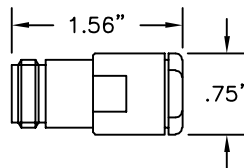
FINISH

FITTINGS.....TRI METAL TARNISH
 CONTACT.....SILVER PLATED

ELECTRICAL

NOMINAL IMP.....50 OHMS
 FREQ. RANGE.....DC to 11 GHZ
 VOLTAGE RATING.....1000 VRMS

Part No. **8924**



"N" SERIES PANEL RECEPTACLE, FEMALE

MATERIALS

HOUSING AND FITTINGS.....BRASS
 INSULATOR.....TEFLON
 CENTER CONTACT.....BERYLLIUM COPPER

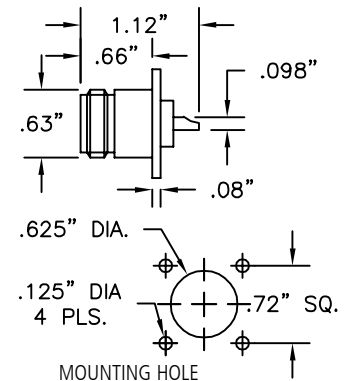
FINISH

HOUSING AND FITTINGS.....TRI METAL TARNISH RESISTANT PLATING
 CONTACT.....SILVER PLATED

ELECTRICAL

NOMINAL IMP.....50 OHMS
 FREQ. RANGE.....DC to 11 GHZ
 VOLTAGE RATING.....1000 VRMS

Part No. **9311**



"N" SERIES BULKHEAD RECEPTACLE, FEMALE

MATERIALS

HOUSING AND FITTINGS.....BRASS
 INSULATOR.....TEFLON
 CENTER CONTACT.....BERYLLIUM COPPER

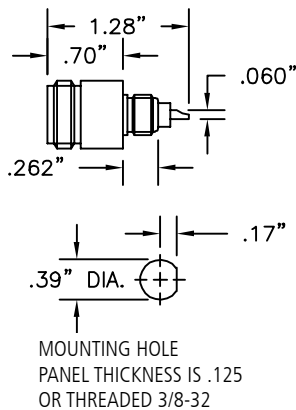
FINISH

HOUSING AND FITTINGS.....TRI METAL TARNISH
 CONTACT.....SILVER PLATED

ELECTRICAL

NOMINAL IMP.....50 OHMS
 FREQ. RANGE.....DC to 11 GHZ
 VOLTAGE RATING.....1000 VRMS

Part No. **9312**



"N" SERIES ADAPTER MALE to MALE

MATERIALS

HOUSING AND FITTINGS.....BRASS
 INSULATOR.....TEFLON
 CENTER CONTACT.....BRASS
 OUTER CONTACT.....BERYLLIUM COPPER

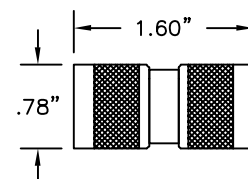
FINISH

FITTINGS.....TRI METAL TARNISH RESISTANT PLATING
 CONTACTS.....SILVER PLATE

ELECTRICAL

NOMINAL IMP.....50 OHMS
 FREQ. RANGE.....DC to 11 GHZ
 VOLTAGE RATING.....1000 VRMS

Part No. **9328**



"N" SERIES ADAPTER FEMALE TO FEMALE

MATERIALS

HOUSING AND FITTINGS.....BRASS
 INSULATOR.....TEFLON
 CENTER CONTACT.....BERYLLIUM COPPER

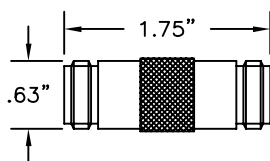
FINISH

FITTINGS.....TRI METAL TARNISH RESISTANT PLATING
 CONTACTS.....SILVER PLATED

ELECTRICAL

FREQ. RANGE.....DC to 11 GHZ
 VOLTAGE RATING.....1000 VRMS

Part No. **9313**



"N" SERIES T-ADAPTER, THREE FEMALES

MATERIALS

HOUSING AND FITTINGS.....BRASS
 INSULATOR.....TEFLON
 CENTER CONTACT.....BERYLLIUM COPPER

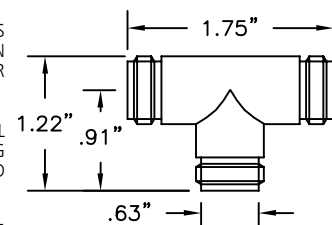
FINISH

FITTINGS.....TRI METAL TARNISH RESISTANT PLATING
 CONTACT.....SILVER PLATED

ELECTRICAL

NOMINAL IMP.....50 OHMS
 FREQ. RANGE.....DC to 11 GHZ
 VOLTAGE RATING.....1000 VRMS

Part No. **9314**



UHF PLUGS, RECEPTACLES AND ADAPTERS

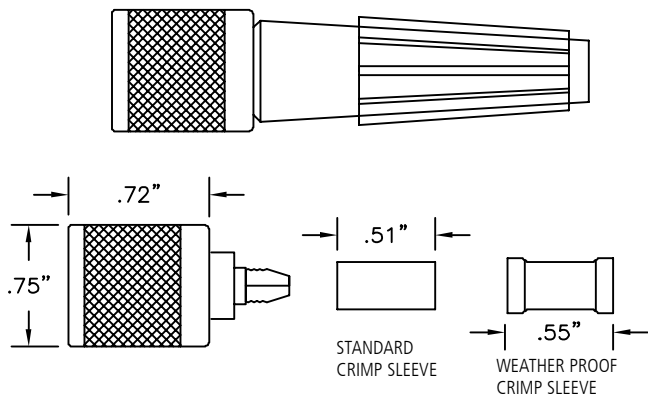
BASIC INFORMATION

Construction:

Male & Female Connectors: Brass body and fittings. Polystyrene insulators. Silver-plated brass contact. Bright tarnish resistant metal alloy finish. Crimp-on assembly.

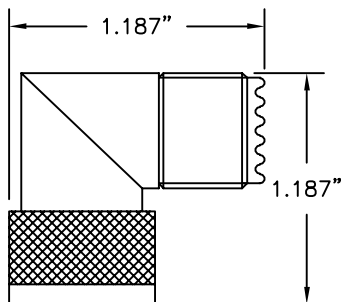
Strain Relief Boot: Molded rubber, 1.75" (44.5mm) long.

UHF MALE CONNECTOR FOR RG58C/U CABLE



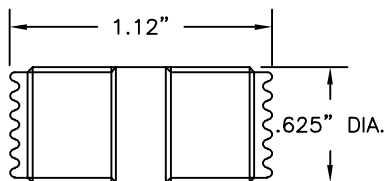
| Part No. | Description |
|---------------|---|
| 8911 | Standard UHF Male Only |
| 8911B | Standard UHF Male with Strain Relief Boot |
| 8911W | Weatherproof UHF Male Only |
| 8911WB | Weatherproof UHF Male with Strain Relief Boot |

RIGHT ANGLE UHF FEMALE TO UHF MALE ADAPTER



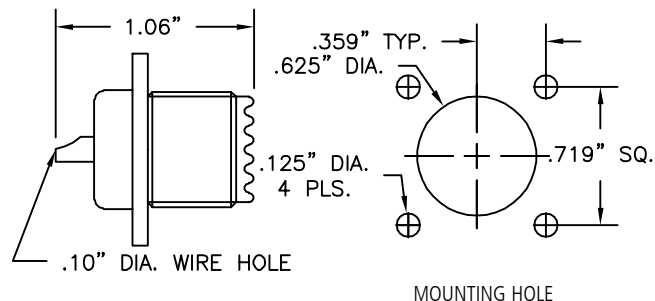
| Part No. | Description |
|-------------|--|
| 9243 | Right Angle UHF Female to UHF Male Adapter |

UHF FEMALE TO UHF FEMALE ADAPTER



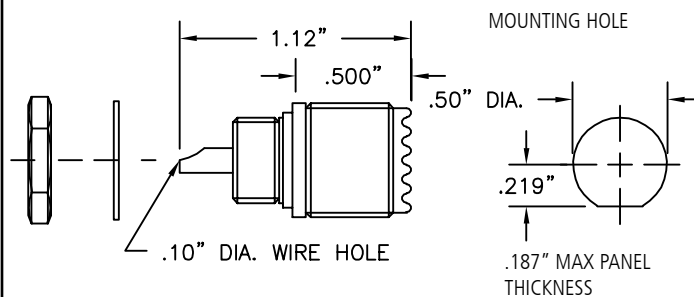
| Part No. | Description |
|-------------|----------------------------------|
| 9249 | UHF Female to UHF Female Adapter |

UHF FEMALE PANEL RECEPTACLE 4 HOLE PLATE MOUNT SILVER FINISH S0-239



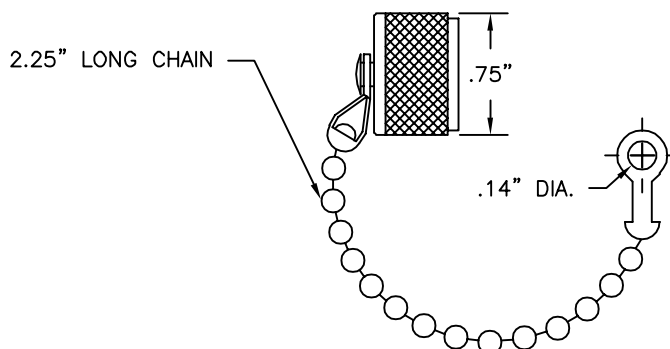
| Part No. | Description |
|-------------|---|
| 9241 | UHF Female Panel Receptacle, 4 Hole Plate Mount |

UHF FEMALE BULKHEAD RECEPTACLE



| Part No. | Description |
|-------------|-----------------------------|
| 9240 | UHF Female Panel Receptacle |

UHF OR TYPE "N" MALE CAP AND CHAIN



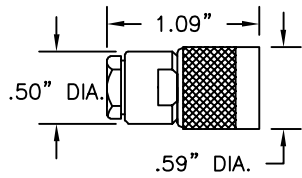
| Part No. | Description |
|-------------|------------------------|
| 9242 | UHF Male Cap and Chain |

COAXIAL CONNECTORS

TNC CONNECTORS AND ADAPTERS

TNC MALE CONNECTOR

THIS CONNECTOR FITS CABLE TYPES IN RG/U SERIES 55, 55A, 55B, 58, 58A, 58C, 141, 141A, 142, 142A, 142B AND 223.

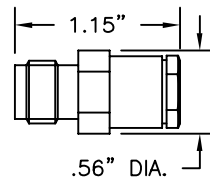


| | |
|----------|-------------|
| Part No. | 8904 |
|----------|-------------|

MATERIALS
HOUSING AND FITTINGS.....BRASS
INSULATOR.....TEFLON
CENTER CONTACT.....BRASS
OUTER CONTACT.....BERYLLIUM COPPER
GASKET AND SEALS.....SILICONE RUBBER
FINISH
HOUSING AND FITTINGS.....TRI METAL TARNISH
RESISTANT PLATING
CONTACTS.....SILVER PLATE MATERIALS
ELECTRICAL
NOMINAL IMP.....50 OHMS
FREQ. RANGE.....DC to 11 GHz
VOLTAGE RATING.....500VRMS

TNC FEMALE CONNECTOR

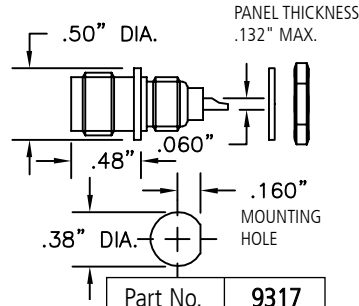
THIS CONNECTOR FITS CABLE TYPES IN RG/U SERIES 55, 55A, 55B, 58, 58A, 58C, 141, 141A, 142, 142A, 142B AND 223.



| | |
|----------|-------------|
| Part No. | 8917 |
|----------|-------------|

MATERIALS
HOUSING AND FITTINGS.....BRASS
INSULATOR.....TEFLON
CENTER CONTACT.....BRASS
OUTER CONTACT.....BERYLLIUM COPPER
GASKET AND SEALS.....SILICONE RUBBER
FINISH
HOUSING AND FITTINGS.....TRI METAL TARNISH
RESISTANT PLATING
CONTACT.....SILVER PLATED
ELECTRICAL
NOMINAL IMP.....50 OHMS
FREQ. RANGE.....DC to 11 GHz
VOLTAGE RATING.....500 VRMS

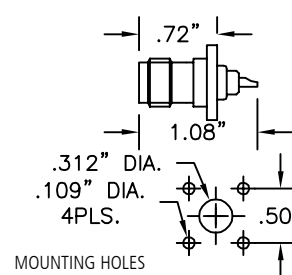
TNC FEMALE BULKHEAD RECEPTACLE



| | |
|----------|-------------|
| Part No. | 9317 |
|----------|-------------|

MATERIALS
HOUSING AND FITTINGS.....BRASS
INSULATOR.....TEFLON
CENTER CONTACT.....BERYLLIUM COPPER
FINISH
HOUSING AND FITTINGS.....TRI METAL TARNISH
RESISTANT PLATING
CONTACT.....SILVER PLATED
ELECTRICAL
NOMINAL IMP.....50 OHMS
FREQ. RANGE.....DC to 11 GHz
VOLTAGE RATING.....500VRMS

TNC FEMALE PANEL RECEPTACLE



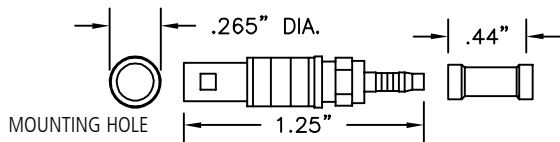
| | |
|----------|-------------|
| Part No. | 9316 |
|----------|-------------|

MATERIALS
HOUSING AND FITTINGS.....BRASS
INSULATOR.....TEFLON
CENTER CONTACT.....BERYLLIUM COPPER
FINISH
HOUSING AND FITTINGS.....TRI METAL TARNISH
RESISTANT PLATING
CONTACT.....SILVER PLATED
ELECTRICAL
NOMINAL IMP.....50 OHMS
FREQ. RANGE.....DC to 11 GHz
VOLTAGE RATING.....500 VRMS

LOC PLUGS AND ADAPTERS

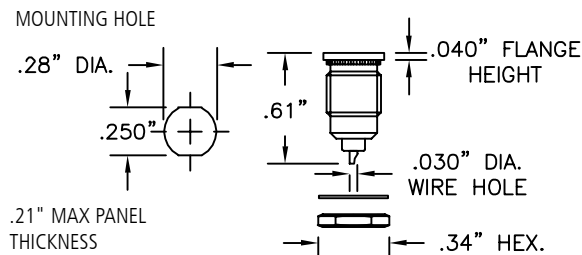
LOC Connectors were developed for maximum connector density. These miniature 50 Ohm coaxial connectors feature positive snap-to-lock engagement design, yet are easily removed by pulling back on the shell to disengage locking teeth. Full crimp type assembly.

LOC MALE CONNECTOR WITH CRIMP SLEEVE



| Part No. | Description |
|-------------|--------------------------------|
| 8931 | LOC Male Plug for RG174U Cable |

LOC FEMALE THREADED PANEL RECEPTACLE



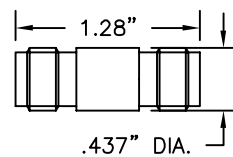
| Part No. | Description |
|-------------|--------------------------------------|
| 8933 | LOC Female Threaded Panel Receptacle |

LOC FEMALE TO LOC FEMALE ADAPTER



| Part No. | Description |
|-------------|----------------------------------|
| 8936 | LOC Female to LOC Female Adapter |

TNC FEMALE TO TNC FEMALE ADAPTER



| | |
|----------|-------------|
| Part No. | 9318 |
|----------|-------------|

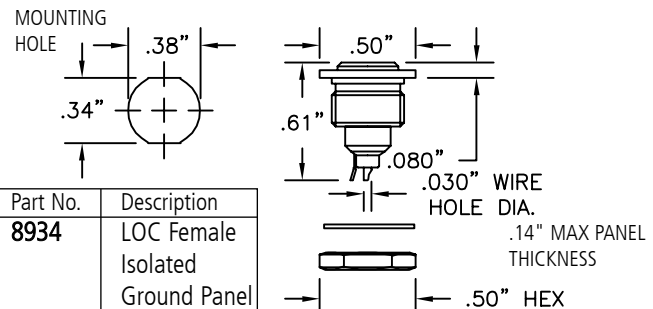
MATERIALS
HOUSING AND FITTINGS.....BRASS
INSULATOR.....TEFLON
CENTER CONTACT.....BERYLLIUM COPPER
FINISH
HOUSING AND FITTINGS.....TRI METAL TARNISH
RESISTANT PLATING
CONTACT.....SILVER PLATED
ELECTRICAL
NOMINAL IMP.....50 OHMS
FREQ. RANGE.....DC to 11 GHz
VOLTAGE RATING.....VRM

LOC FEMALE CONNECTOR WITH WEATHER PROOF CRIMP SLEEVE



| Part No. | Description |
|-------------|----------------------------------|
| 8932 | LOC Female Plug for RG174U Cable |

LOC FEMALE ISOLATED GROUND PANEL RECEPTACLE



| Part No. | Description |
|-------------|---|
| 8934 | LOC Female Isolated Ground Panel Receptacle |

XLR MALE & FEMALE AUDIO CABLE CONNECTORS

XLR CONNECTOR SYSTEM GENERAL SPECIFICATIONS

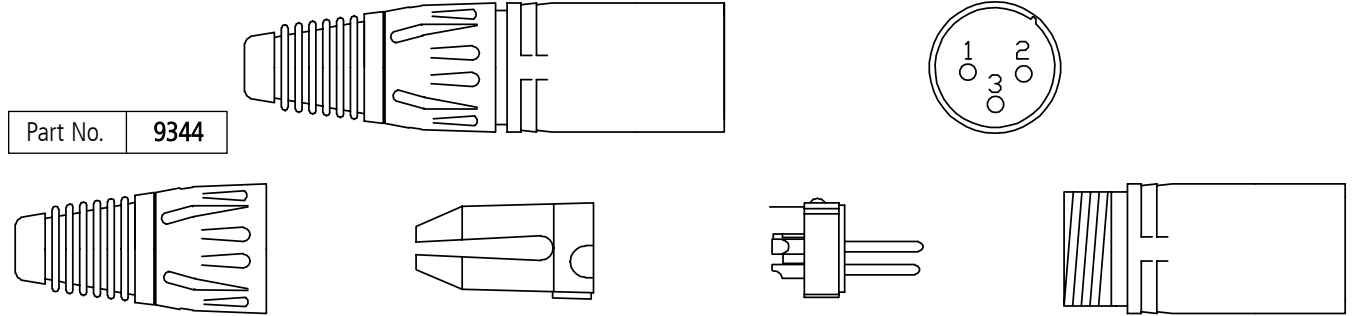
MECHANICAL

| | |
|----------------------------|------------------------|
| RETENTION METHOD..... | SNAP LOCK |
| WIRING..... | SOLDERING |
| CABLE RETENTION..... | COLLET TYPE |
| HOUSING & FINISH..... | DIE CAST BLACK |
| CONTACT INSERT..... | MOLDED NYLON |
| CONTACT MALE & FEMALE..... | CuSn 39', Pb 3, CuSn 8 |
| CONTACT PLATING..... | GOLD |
| OPERATING TEMP..... | -30C TO +80C |

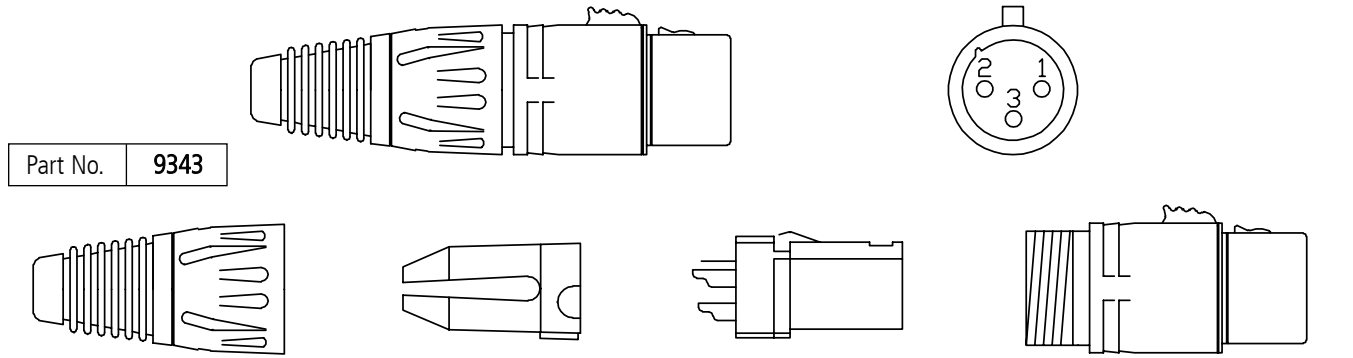
ELECTRICAL

| | |
|---------------------------------|----------------|
| CURRENT RATING PER CONTACT..... | 16 AMPS |
| MAX WIRE SIZE..... | 16 AWG |
| CABLE O.D..... | .150" DIA. MIN |
| | .270" DIA. MAX |
| VOLTAGE RATING..... | 250 VAC |
| TEST VOLTAGE..... | 1500 VAC |
| CONTACT RESISTANCE..... | 3m OHM |

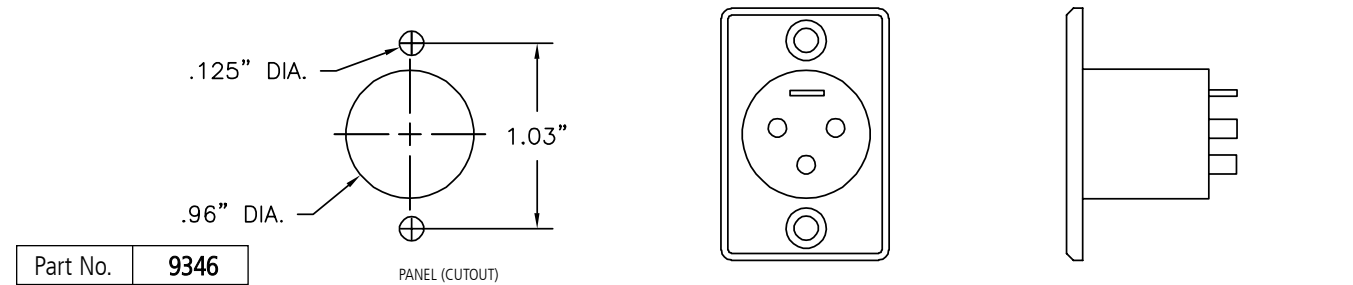
XLR MALE AUDIO CABLE CONNECTOR




XLR FEMALE AUDIO CABLE CONNECTOR



MALE PANEL MOUNT



FEMALE PANEL MOUNT



COAXIAL CONNECTORS

ADAPTERS BETWEEN SERIES

BNC FEMALE TO STANDARD BANANA PLUG ADAPTER

SPECIFICATIONS

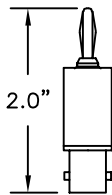
HANDLE: Delrin, black.

BNC: Brass, tarnish resistant finish.

INSULATION: Teflon.

CONTACT: Beryllium copper, silver plated.

BANANA PLUG: Nickel plated brass frame with a nickel silver spring.



| Part No. | Description |
|----------|------------------------------------|
| 8013 | BNC Female to Standard Banana Plug |

BNC FEMALE TO STANDARD .080 (2.03mm) PIN ADAPTER

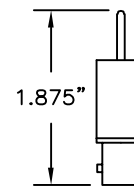
SPECIFICATIONS

HANDLE: Delrin, black.

BNC: Brass, tarnish resistant finish.

CONTACT: Beryllium copper, silver plated.

PIN PLUG: Nickel plated brass.



| Part No. | Description |
|----------|----------------------------------|
| 8039 | BNC Female to .080" (2.03mm) Pin |

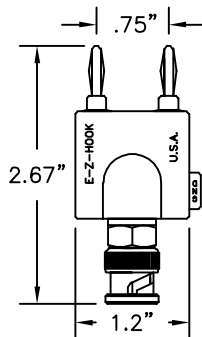
BNC MALE TO STANDARD DOUBLE BANANA PLUG ADAPTER

SPECIFICATIONS

HOUSING: Molded nylon, black.

BANANA PLUGS: Nickel plated brass frame with nickel silver springs, fits standard .166" diameter sockets.

BNC MALE: Brass housing with a tarnish resistant finish, teflon insulation and a silver plated brass center contact.



| Part No. | Description |
|----------|---|
| 9248 | BNC Male to Standard Double Banana Plug |

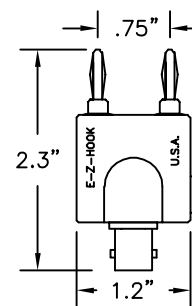
BNC FEMALE TO STANDARD DOUBLE BANANA PLUG ADAPTER

SPECIFICATIONS

HOUSING: Molded nylon, black.

BANANA PLUGS: Nickel plated brass frame with nickel silver springs, fits standard .166" diameter sockets.

BNC FEMALE: Brass housing with a tarnish resistant finish, teflon insulation and a silver plated beryllium copper center contact.



| Part No. | Description |
|----------|----------------------------------|
| 9225 | BNC Female to Double Banana Plug |

TYPE "N" MALE TO STANDARD DOUBLE BANANA PLUG ADAPTER

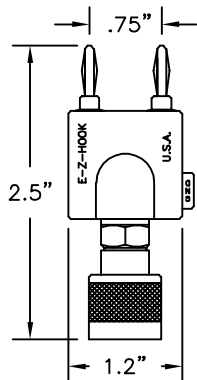
SPECIFICATIONS

HOUSING: Molded nylon, black.

BANANA PLUGS: Nickel plated brass frame with nickel silver springs, fits standard .166" diameter sockets.

TYPE "N" MALE CONNECTOR:

Brass housing with a tarnish resistant finish, teflon insulation and a silver plated brass center contact.



| Part No. | Description |
|----------|--|
| 9415 | Type "N" Male to Standard Double Banana Plug |

TYPE "N" FEMALE TO STANDARD DOUBLE BANANA PLUG ADAPTER

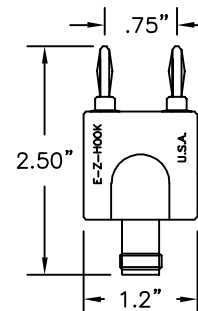
SPECIFICATIONS

HOUSING: Molded nylon, black.

BANANA PLUGS: Nickel plated brass frame with nickel silver springs, fits standard .166" diameter sockets.

TYPE "N" FEMALE CONNECTOR:

Brass housing with a tarnish resistant finish, teflon insulation and a silver plated beryllium copper center contact.



| Part No. | Description |
|----------|--|
| 9414 | Type "N" Female to Standard Double Banana Plug |

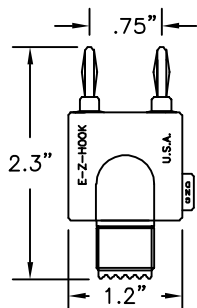
UHF FEMALE TO STANDARD DOUBLE BANANA PLUG ADAPTER

SPECIFICATIONS

HOUSING: Molded nylon, black.

BANANA PLUGS: Nickel plated brass frame with nickel silver springs, fits standard .166" diameter sockets.

UHF FEMALE CONNECTOR: Brass housing with a tarnish resistant finish, teflon insulation and a silver plated beryllium copper center contact.



| Part No. | Description |
|----------|---|
| 9226 | UHF Female to Standard Double Banana Plug |

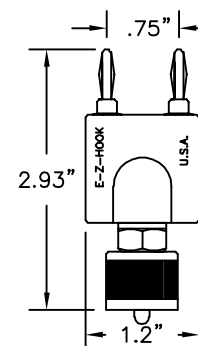
UHF MALE TO DOUBLE BANANA PLUG ADAPTER

SPECIFICATIONS

HOUSING: Molded nylon, black.

BANANA PLUGS: Nickel plated brass frame with nickel silver springs, fits standard .166" diameter sockets.

UHF MALE CONNECTOR: Brass housing with a tarnish resistant finish, Phenolic insulation and a silver plated brass center contact.

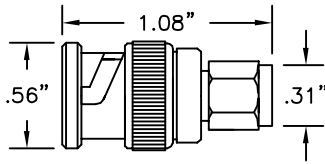


| Part No. | Description |
|----------|--------------------------------|
| 9418 | UHF Male to Double Banana Plug |

ADAPTERS BETWEEN SERIES

SMA MALE TO BNC MALE ADAPTER

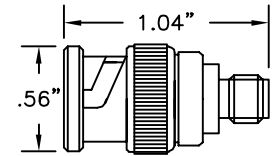
SPECIFICATIONS
HOUSING AND CONTACTS:
 Beryllium copper and brass,
 gold plated.
INSULATION: Teflon.
ELECTRICAL: 50 Ohm.
IMPEDANCE: 1000 VRMS.



| Part No. | Description |
|----------|------------------------------|
| 9244 | SMA Male to BNC Male Adapter |

SMA FEMALE TO BNC MALE ADAPTER

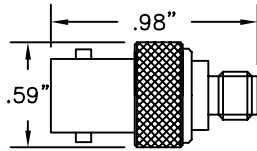
SPECIFICATIONS
HOUSING AND CONTACTS:
 Beryllium copper and brass,
 gold plated.
INSULATION: Teflon.
ELECTRICAL: 50 Ohm.
IMPEDANCE: 1000 VRMS.



| Part No. | Description |
|----------|--------------------------------|
| 9216 | SMA Female to BNC Male Adapter |

SMA FEMALE TO BNC FEMALE ADAPTER

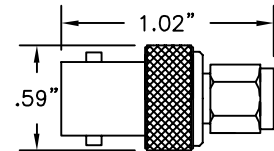
SPECIFICATIONS
HOUSING AND CONTACTS:
 Beryllium copper and brass,
 gold plated.
INSULATION: Teflon.
ELECTRICAL: 50 Ohm.



| Part No. | Description |
|----------|----------------------------------|
| 9323 | SMA Female to BNC Female Adapter |

SMA MALE TO BNC FEMALE ADAPTER

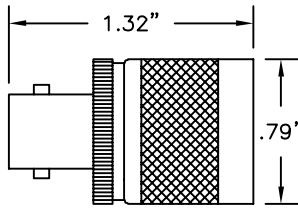
SPECIFICATIONS
HOUSING AND CONTACTS:
 Beryllium copper and brass,
 gold plated.
INSULATION: Teflon.
ELECTRICAL: 50 Ohm.
IMPEDANCE: 1000 VRMS.



| Part No. | Description |
|----------|--------------------------------|
| 9324 | SMA Male to BNC Female Adapter |

"N" MALE TO BNC FEMALE ADAPTER

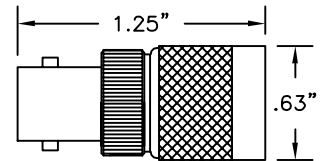
SPECIFICATIONS
HOUSING: Brass.
INSULATION: Teflon.
CONTACT: Beryllium copper,
 silver plated.
ELECTRICAL: 50 Ohm.
IMPEDANCE: 1000 VRMS.



| Part No. | Description |
|----------|-----------------------------------|
| 9327 | Adapter, Tarnish Resistant Finish |
| 9047 | Adapter UG 201 A/U Silver Finish |

TNC MALE TO BNC FEMALE ADAPTER

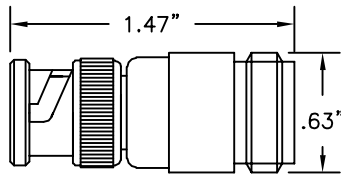
SPECIFICATIONS
HOUSING: Brass with a
 tarnish resistant finish.
INSULATION: Teflon.
CONTACT: Beryllium copper
 and brass, gold plated.
ELECTRICAL: 50 Ohm.
IMPEDANCE: 500 VRMS.



| Part No. | Description |
|----------|------------------------|
| 9298 | TNC Male to BNC Female |

TYPE "N" FEMALE TO BNC MALE ADAPTER

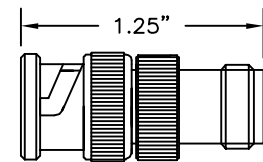
SPECIFICATIONS
HOUSING: Brass with a tarnish
 resistant finish.
INSULATION: Teflon.
CONTACTS: Brass and beryllium
 copper, silver plated.
ELECTRICAL: 50 Ohm.



| Part No. | Description |
|----------|----------------------------------|
| 9326 | Tarnish Resistant Finish Housing |
| 9048 | Silver Finish, UG-349 B/U |

TNC FEMALE TO BNC MALE ADAPTER

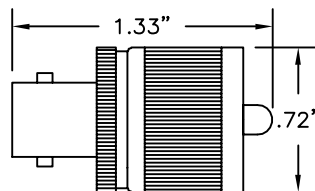
SPECIFICATIONS
HOUSING: Brass with a tarnish
 resistant finish.
INSULATION: Teflon.
CONTACTS: Brass and beryllium
 copper, silver plated.
ELECTRICAL: 50 Ohm.
IMPEDANCE: 500 VRMS.



| Part No. | Description |
|----------|------------------------|
| 9315 | TNC Female to BNC Male |

BNC FEMALE TO UHF MALE ADAPTER

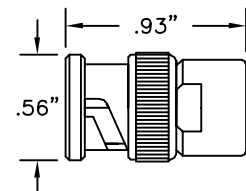
SPECIFICATIONS
HOUSING: Brass with a tarnish
 resistant finish.
INSULATION: Rexolite.
CONTACTS: Brass and beryllium
 copper, silver plated.
ELECTRICAL: 50 Ohm.
IMPEDANCE: 500 VRMS.



| Part No. | Description |
|----------|--------------------------------|
| 9001 | BNC Female to UHF Male Adapter |

LOC FEMALE TO BNC MALE ADAPTER

SPECIFICATIONS
HOUSING: Brass with a
 tarnish resistant finish.
INSULATION: Teflon.
CONTACTS: Brass and
 beryllium copper, gold
 plated.
ELECTRICAL: 50 Ohm impedance.



| Part No. | Description |
|----------|--------------------------------|
| 8935 | LOC Female to BNC Male Adapter |

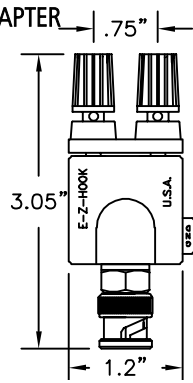
ADAPTERS BETWEEN SERIES

BNC MALE TO DOUBLE BINDING POST ADAPTER

SPECIFICATIONS

HOUSING: Molded nylon, black.
BINDING POSTS: 1 red, 1 black with .166" diameter banana sockets and .085" cross holes.
BNC MALE: Brass housing with a tarnish resistant finish, teflon insulation and a silver plated brass contact.

| Part No. | Description |
|----------|---------------------------------|
| 9410 | BNC Male to Double Binding Post |

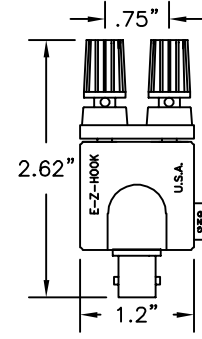


BNC FEMALE TO DOUBLE BINDING POST ADAPTER

SPECIFICATIONS

HOUSING: Molded nylon, black.
BINDING POSTS: 1 red, 1 black with .166" diameter banana sockets and .085" cross holes.
BNC FEMALE: Brass housing with a tarnish resistant finish, teflon insulation and a silver plated beryllium copper center contact.

| Part No. | Description |
|----------|-----------------------------------|
| 9411 | BNC Female to Double Binding Post |

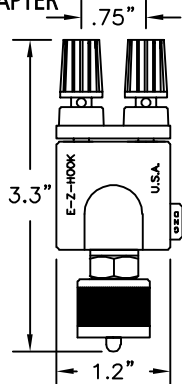


UHF MALE TO DOUBLE BINDING POST ADAPTER

SPECIFICATIONS

HOUSING: Molded nylon, black.
BINDING POST: 1 red, 1 black with .166" diameter banana sockets and .085" cross holes.
UHF MALE CONNECTOR: Brass housing with a tarnish resistant finish, teflon insulation and a silver plated brass contact.

| Part No. | Description |
|----------|---------------------------------|
| 9413 | UHF Male to Double Binding Post |

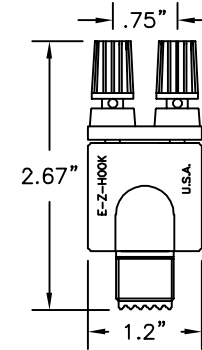


UHF FEMALE TO DOUBLE BINDING POST ADAPTER

SPECIFICATIONS

HOUSING: Molded nylon, black.
BINDING POST: 1 red, 1 black with .166" diameter banana sockets and .085" cross holes.
UHF FEMALE CONNECTOR: Brass housing with a tarnish resistant finish, teflon insulation and a silver plated beryllium copper contact.

| Part No. | Description |
|----------|-----------------------------------|
| 9412 | UHF Female to Double Binding Post |

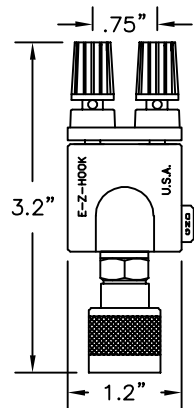


TYPE "N" MALE TO DOUBLE BINDING POST ADAPTER

SPECIFICATIONS

HOUSING: Molded nylon, black.
BINDING POSTS: 1 red, 1 black with .166" diameter banana sockets and .085" cross holes.
TYPE "N" MALE CONNECTOR: Brass housing with a tarnish resistant finish, teflon insulation and a silver plated brass contact.

| Part No. | Description |
|----------|--------------------------------------|
| 9416 | Type "N" Male to Double Binding Post |

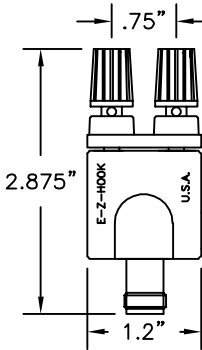


TYPE "N" FEMALE TO DOUBLE BINDING POST ADAPTER

SPECIFICATIONS

HOUSING: Molded nylon, black.
BINDING POSTS: 1 red, 1 black with .166" diameter banana sockets and .085" cross holes.
TYPE "N" FEMALE CONNECTOR: Brass housing with a tarnish resistant finish, teflon insulation and a silver plated beryllium copper contact.

| Part No. | Description |
|----------|--|
| 9417 | Type "N" Female to Double Binding Post |

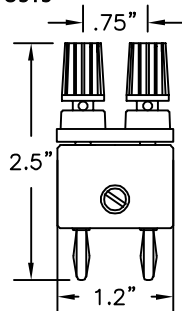


DOUBLE BANANA PLUGS TO BINDING POSTS

SPECIFICATIONS

BINDING POST: 1 red, 1 black with .166" diameter banana sockets and .085" cross holes.
BANANA PLUGS: Nickel plated brass frame. Nickel silver springs. Fits standard .166" diameter sockets.

| Part No. | Description |
|----------|--------------------------------------|
| 9409 | Double Banana Plugs to Binding Posts |

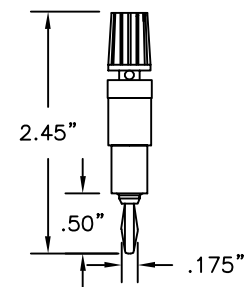


BINDING POST TO STANDARD BANANA PLUG

SPECIFICATIONS

BINDING POST: Molded plastic thumb-screw with .166" dia. banana socket and .085" diameter cross hole.
BANANA PLUG: Nickel plated brass frame. Nickel silver spring.
COLOR: Available in red and black.

| Part No. | Description |
|----------|--------------------------------------|
| 9329 | Binding Post to Standard Banana Plug |

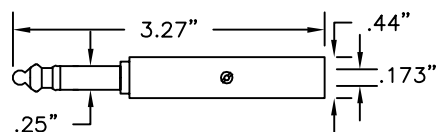


WE 310 (PJ 51) PLUG TO MINIATURE BANTAM SOCKET ADAPTER

SPECIFICATIONS

FRAME: Brass, unplated.
HANDLE: Molded nylon, red in color. When the plug is inserted in a standard socket, tip, ring and sleeve connection are transferred to the bantam plug inserted in the rear of the plug.

| Part No. | Description |
|----------|--------------------------------------|
| 9325 | WE-310 Plug to Bantam Socket Adapter |

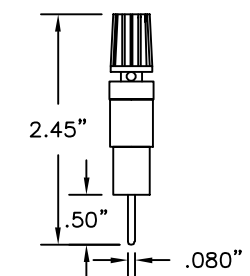


BINDING POST TO .080 PIN PLUG

SPECIFICATIONS

BINDING POST: Molded plastic thumb-screw with .166" diameter banana socket and .085" diameter cross hole.
.080" PIN PLUG: Nickel plated brass
COLOR: Available in red and black.


| Part No. | Description |
|----------|--------------------------------|
| 9330 | Binding Post to .080" Pin Plug |



COAXIAL TEST CABLES

E-Z-Hook provides a variety of standard and custom cable assembly solutions used across multiple industries. We specialize in coaxial cable assemblies that utilize BNC, Double banana, TNC, N Series, UHF, SMA and LOC connectors. Superior construction and industry preferred test connectors make E-Z-Hook cables the first and only choice.

For E-Z-Hook cable accessories please refer to the accessories section beginning on page 106.



COAXIAL CABLE ASSEMBLIES

BNC COAXIAL TEST CABLES

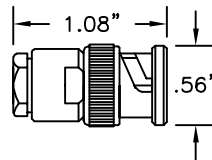
BASIC INFORMATION

Male Connectors: Brass body and fittings, teflon insulators, silver or gold-plated brass contact, bright tarnish resistant metal alloy finish.

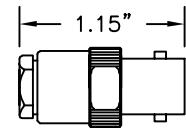
Female Connectors: Brass body and fittings, teflon insulators, silver or gold-plated beryllium copper contact, bright tarnish, resistant metal alloy finish.

Standard Lengths Available:

| | | | |
|-----|------|-----|-------|
| 6" | 15cm | 30" | 75cm |
| 12" | 30cm | 36" | 90cm |
| 18" | 45cm | 48" | 120cm |
| 24" | 60cm | 60" | 150cm |



MALE

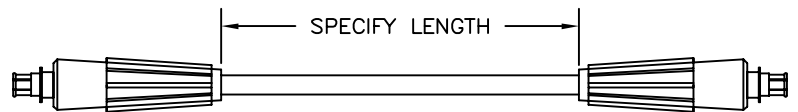


FEMALE

For ordering: (Part no.)-(length).
Please specify length in inches.

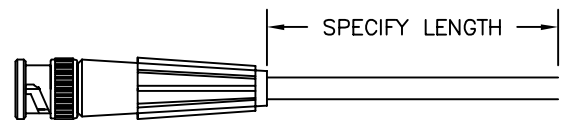
QUICK DISCONNECT BNC CABLE ASSEMBLY USES CONNECTOR P/N 8916 FOR RG58C/U CABLE ONLY

| |
|-----------------|
| Part No. |
| 1504 - (length) |



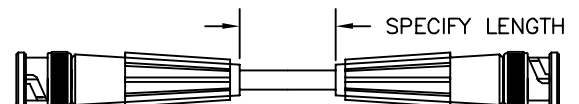
BNC MALE WITH STRAIN RELIEF BOOT TO CABLE ONLY . . . NO INTERFACE

| | | | | |
|---------------|---------------|---------------|---------------|---------------|
| RG58C/U | RG174/U | RG59/U | RG62B/U | MIC |
| Part No. | Part No. | Part No. | Part No. | Part No. |
| 1222-(length) | 4222-(length) | 7522-(length) | 6222-(length) | 2222-(length) |



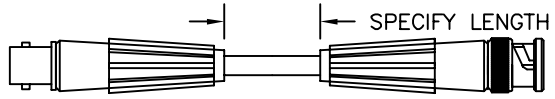
BNC MALE TO BNC MALE WITH STRAIN RELIEF BOOTS

| | | | | | | |
|----------|--------------|----------|--------------|----------|--------------|----------|
| RG58C/U | | RG174/U | | RG59/U | | MIC |
| Standard | Weatherproof | Standard | Weatherproof | Standard | Weatherproof | Std Only |
| 1026 | 1726 | 4026 | 4726 | 7526 | 7726 | 2026 |



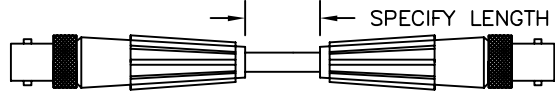
BNC COAXIAL TEST CABLES

BNC FEMALE TO BNC MALE WITH STRAIN RELIEF BOOTS



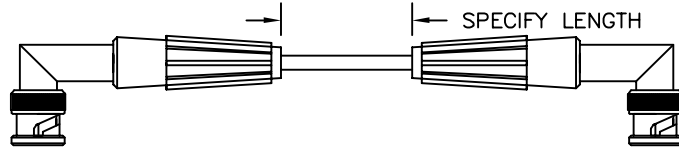
| RG58C/U | | RG174/U | | RG59/U | | MIC |
|----------|--------------|----------|--------------|----------|--------------|----------|
| Standard | Weatherproof | Standard | Weatherproof | Standard | Weatherproof | Std Only |
| 1025 | 1725 | 4025 | 4725 | 7525 | 7725 | 2025 |

BNC FEMALE TO BNC FEMALE WITH STRAIN RELIEF BOOTS



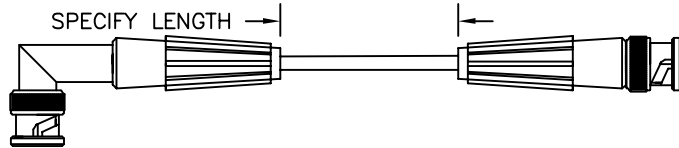
| RG58C/U | | RG174/U | | RG59/U | | MIC |
|----------|--------------|----------|--------------|----------|--------------|----------|
| Standard | Weatherproof | Standard | Weatherproof | Standard | Weatherproof | Std Only |
| 1024 | 1724 | 4024 | 4724 | 7524 | 7724 | 2024 |

RIGHT ANGLE BNC MALE TO RIGHT ANGLE BNC MALE WITH STRAIN RELIEF BOOTS



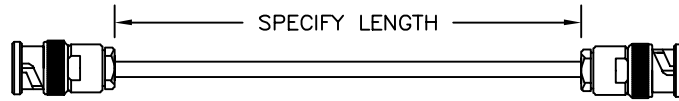
| RG58C/U | | RG174/U | |
|----------|--------------|----------|--------------|
| Standard | Weatherproof | Standard | Weatherproof |
| 1126 | 1626 | 4126 | 4756 |

RIGHT ANGLE BNC MALE TO STRAIGHT BNC MALE WITH STRAIN RELIEF BOOTS



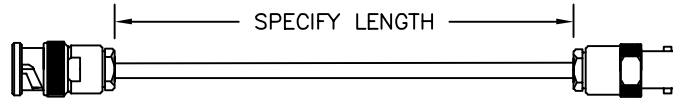
| RG58C/U | | RG174/U | |
|----------|--------------|----------|--------------|
| Standard | Weatherproof | Standard | Weatherproof |
| 1127 | 1627 | 4127 | 4727 |

BNC MALE TO BNC MALE CONVENTIONAL CONSTRUCTION Field Serviceable



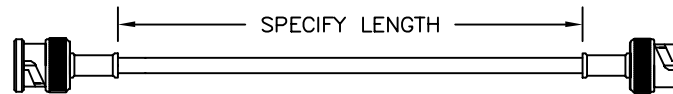
| RG58C/U | RG142B/U | RG174/U | RG316/U | RG62B/U | RG59/U |
|----------|----------|----------|----------|----------|----------|
| Part No. | Part No. | Part No. | Part No. | Part No. | Part No. |
| 1046 | 1146 | 4046 | 4146 | 6246 | 7546 |

BNC MALE TO BNC FEMALE CONVENTIONAL CONSTRUCTION Field Serviceable



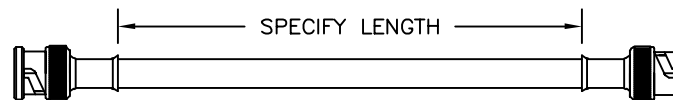
| RG58C/U | RG142B/U | RG62B/U | RG59/U |
|----------|----------|----------|----------|
| Part No. | Part No. | Part No. | Part No. |
| 1045 | 1145 | 6245 | 7545 |

BNC MALE TO BNC MALE CRIMP CONSTRUCTION




| RG58C/U | RG174/U | RG59/U | MIC |
|----------|----------|----------|----------|
| Part No. | Part No. | Part No. | Part No. |
| 1426 | 4426 | 7426 | 2426 |

BNC MALE TO BNC MALE VIDEO BACK PANEL PATCH CORDS



| | |
|-----------------|-------------------------------------|
| Part No. | Connector, both ends: BNC male |
| 7026 - (length) | Cable: Double shielded 75 Ohm video |

BNC MALE TO LEAD ONLY VIDEO BACK PANEL CABLES



| | |
|-----------------|-------------------------------------|
| Part No. | Connector, one end only: BNC male |
| 7022 - (length) | Cable: double shielded 75 Ohm video |

BNC MALE COAXIAL TEST CABLES

COLOR (STANDARD): RED = CENTER BLACK = GROUND

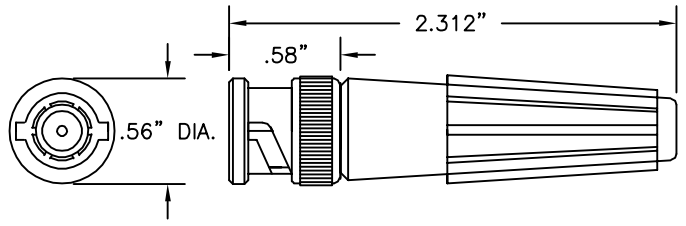
COLOR CODING: The red connector may be replaced with any of the other 9 available colors: black, brown, orange, yellow, green, blue, violet, gray or white. Specify desired color after complete part no. A matching color band will be supplied at the interface end.

CABLE LENGTH: Desired length must be specified in inches to make a complete part number.

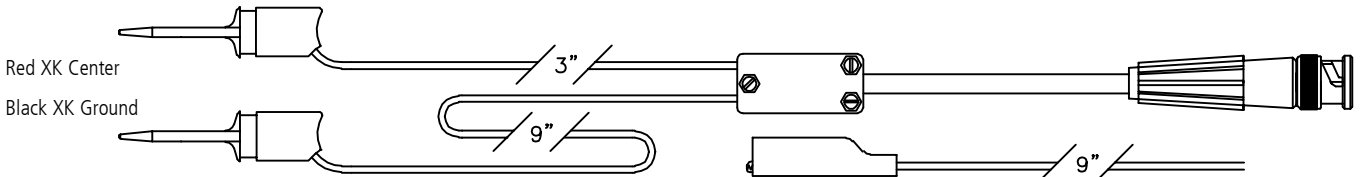
SPECIFY CABLE LENGTH IN INCHES

| Inches | Metric | Inches | Metric | Inches | Metric |
|--------|--------|--------|--------|--------|--------|
| 18" | 45cm | 30" | 75cm | 48" | 120cm |
| 24" | 60cm | 36" | 90cm | 60" | 150cm |

8901B BNC MALE CONNECTOR



DOUBLE GRIPPER HOOK XK CABLES



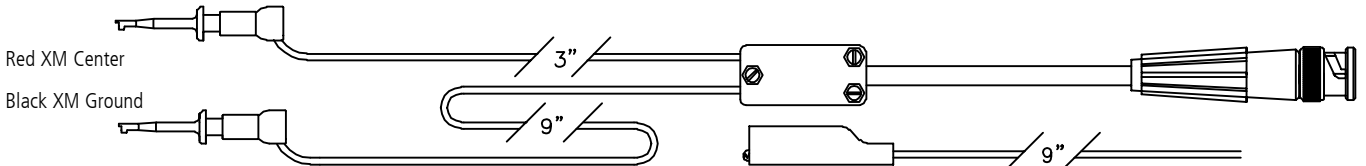
Cable with XK Ground

| Part No. | Cable | Center | Ground |
|---------------|---------|--------|--------|
| 1020XK-(lgth) | RG58C/U | XK | XK |
| 2020XK-(lgth) | MIC | XK | XK |
| 4020XK-(lgth) | RG174/U | XK | XK |

Cable with Part No. 9275 Miniature Alligator Ground

| Part No. | Cable | Center | Ground |
|---------------|---------|--------|-------------|
| 1021XK-(lgth) | RG58C/U | XK | Mini Allig. |
| 2021XK-(lgth) | MIC | XK | Mini Allig. |
| 4021XK-(lgth) | RG174/U | XK | Mini Allig. |

MICRO-HOOK XM CABLES



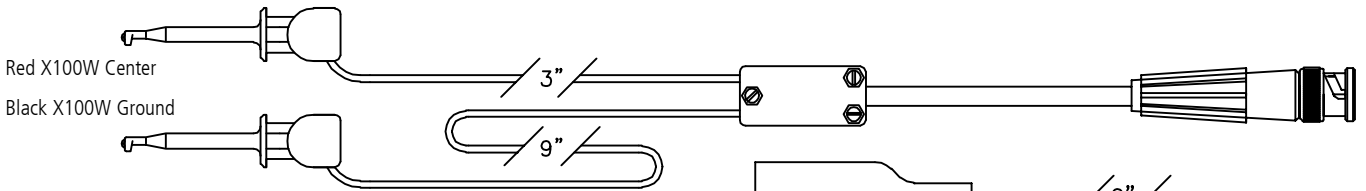
Cable with XM Ground

| Part No. | Cable | Center | Ground |
|---------------|---------|--------|--------|
| 1020XM-(lgth) | RG58C/U | XM | XM |
| 2020XM-(lgth) | MIC | XM | XM |
| 4020XM-(lgth) | RG174U | XM | XM |

Cable with Part No. 9275 Miniature Alligator Ground

| Part No. | Cable | Center | Ground |
|---------------|---------|--------|-------------|
| 1021XM-(lgth) | RG58C/U | XM | Mini Allig. |
| 2021XM-(lgth) | MIC | XM | Mini Allig. |
| 4021XM-(lgth) | RG174U | XM | Mini Allig. |

MINI-HOOK X100W CABLES



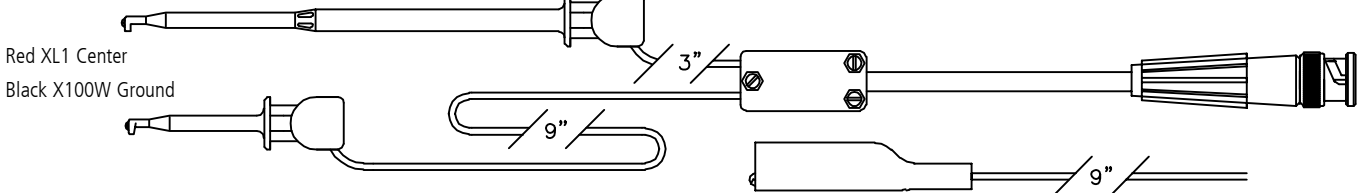
Cable with X100W Ground

| Part No. | Cable | Center | Ground |
|-------------|---------|--------|--------|
| 1020-(lgth) | RG58C/U | X100W | X100W |
| 2020-(lgth) | MIC | X100W | X100W |

Cable with Part No. 9274 Standard Alligator Ground

| Part No. | Cable | Center | Ground |
|-------------|---------|--------|-------------|
| 1021-(lgth) | RG58C/U | X100W | Std. Allig. |
| 2021-(lgth) | MIC | X100W | Std. Allig. |

MINI-HOOK XL1 CABLES



Cable with X100W Ground

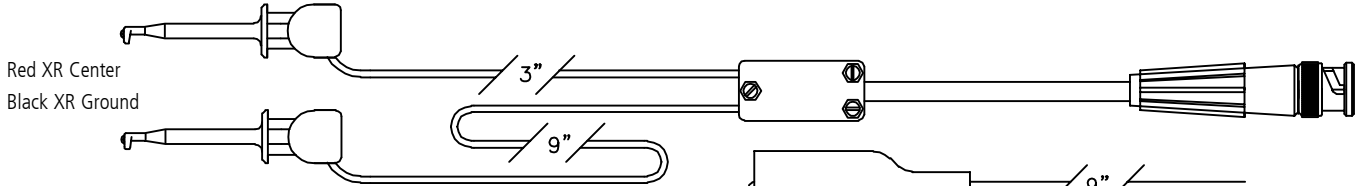
| Part No. | Cable | Center | Ground |
|----------------|---------|--------|--------|
| 1020XL1-(lgth) | RG58C/U | XL1 | X100W |
| 2020XL1-(lgth) | MIC | XL1 | X100W |

Cable with Part No. 9274 Standard Alligator Ground

| Part No. | Cable | Center | Ground |
|----------------|---------|--------|-------------|
| 1021XL1-(lgth) | RG58C/U | XL1 | Std. Allig. |
| 2021XL1-(lgth) | MIC | XL1 | Std. Allig. |

BNC MALE COAXIAL TEST CABLES

MINI-HOOK XR CABLES



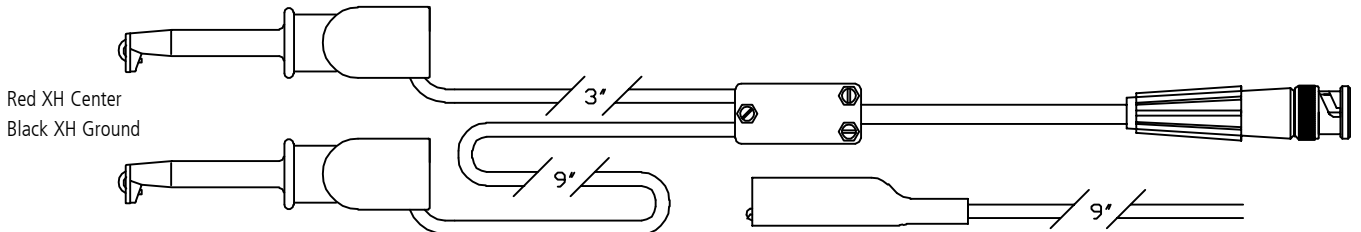
Cable with XR Ground

| Part No. | Cable | Center | Ground |
|---------------|---------|--------|--------|
| 1020XR-(lgth) | RG58C/U | XR | XR |
| 2020XR-(lgth) | MIC | XR | XR |

Cable with Part No. 9274 Standard Alligator Ground

| Part No. | Cable | Center | Ground |
|---------------|---------|--------|-------------|
| 1021XR-(lgth) | RG58C/U | XR | Std. Allig. |
| 2021XR-(lgth) | MIC | XR | Std. Allig. |

MACRO-HOOK XH CABLES



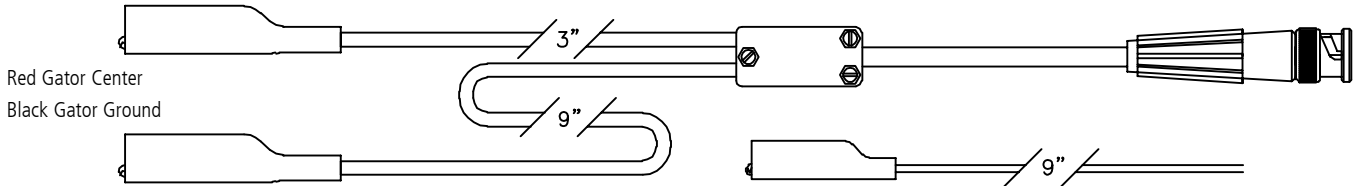
Cable with XH Ground

| Part No. | Cable | Center | Ground |
|---------------|---------|--------|--------|
| 1020XH-(lgth) | RG58C/U | XH | XH |
| 2020XH-(lgth) | MIC | XH | XH |

Cable with Part No. 9274 Standard Alligator Ground

| Part No. | Cable | Center | Ground |
|---------------|---------|--------|-------------|
| 1021XH-(lgth) | RG58C/U | XH | Std. Allig. |
| 2021XH-(lgth) | MIC | XH | Std. Allig. |

E-Z-HOOK ALLIGATOR CLIP CABLES



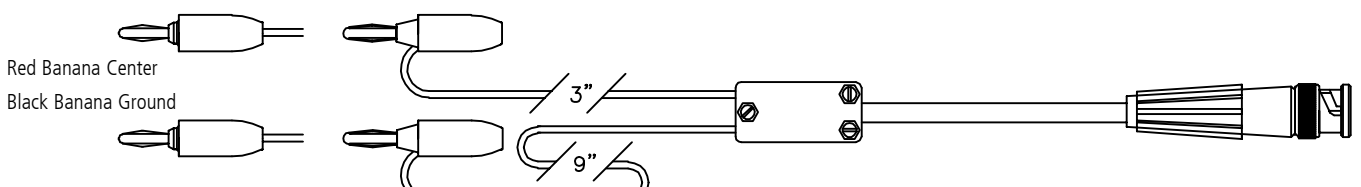
Cable with Part No. 9274 Standard Alligators

| Part No. | Cable | Center | Ground |
|-------------|----------|-------------|-------------|
| 1029-(lgth) | RG58C/ U | Std. Allig. | Std. Allig. |
| 2029-(lgth) | MIC | Std. Allig. | Std. Allig. |
| 4029-(lgth) | RG174U | Std. Allig. | Std. Allig. |

Cable with Part No. 9275 Miniature Alligator Ground

| Part No. | Cable | Center | Ground |
|--------------|---------|-------------|-------------|
| 1029M-(lgth) | RG58C/U | Mini Allig. | Mini Allig. |
| 2029M-(lgth) | MIC | Mini Allig. | Mini Allig. |
| 4029M-(lgth) | RG174U | Mini Allig. | Mini Allig. |

STANDARD BANANA PLUG or STACKING BANANA PLUG CABLES



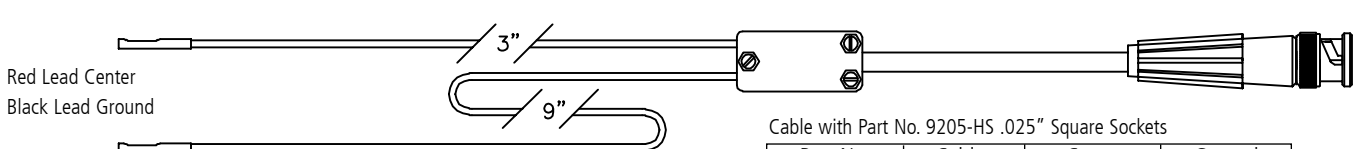
Cable with Part No. 9202 Standard Banana Center and Ground

| Part No. | Cable | Center | Ground |
|-------------|---------|-------------|-------------|
| 1223-(lgth) | RG58C/U | Std. Banana | Std. Banana |
| 2223-(lgth) | MIC | Std. Banana | Std. Banana |
| 4223-(lgth) | RG174U | Std. Banana | Std. Banana |
| 6223-(lgth) | RG62B/U | Std. Banana | Std. Banana |

Cable with Part No. 9203 Stacking Banana Center and Ground

| Part No. | Cable | Center | Ground |
|-------------|---------|-----------------|-----------------|
| 1224-(lgth) | RG58C/U | Stacking Banana | Stacking Banana |
| 2224-(lgth) | MIC | Stacking Banana | Stacking Banana |
| 4224-(lgth) | RG174U | Stacking Banana | Stacking Banana |
| 6224-(lgth) | RG62B/U | Stacking Banana | Stacking Banana |

.025" SQUARE SOCKETS CABLES

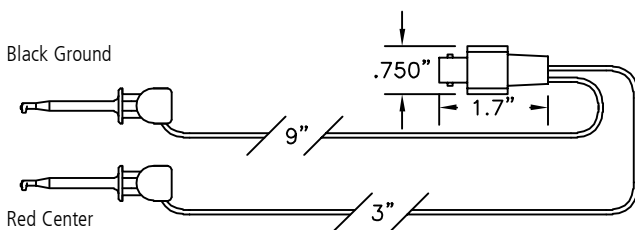


Cable with Part No. 9205-HS .025" Square Sockets

| Part No. | Cable | Center | Ground |
|-------------|---------|-----------|-----------|
| 1034-(lgth) | RG58C/U | .025" SQ. | .025" SQ. |
| 2034-(lgth) | MIC | .025" SQ. | .025" SQ. |
| 4034-(lgth) | RG174/U | .025" SQ. | .025" SQ. |

BNC BREAKOUTS

X100W AND X100W2 MINI-HOOK ADAPTER

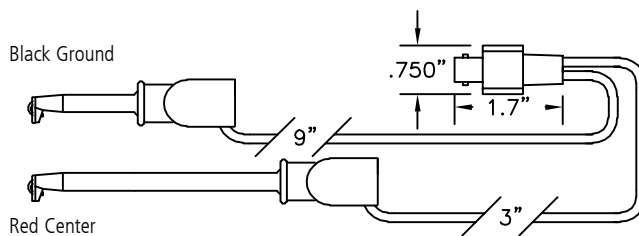


BNC Female: Tarnish resistant plated brass body. Silver plated beryllium copper center contact. Connector is housed in a molded nylon handle.
 Wire: 20 AWG 105 x 40 tinned copper PVC insulation .080" O.D.
 Mini-Hook: See Part No. X100W or X100W2

Part No. **1001**

Part No. **1001W2**

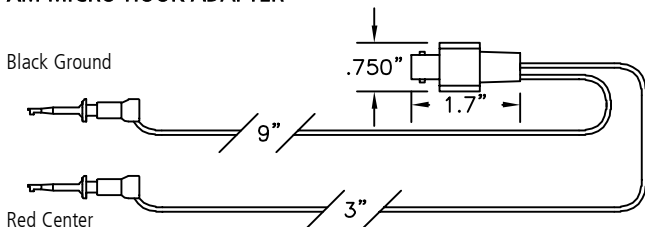
XHL MACRO-HOOK ADAPTER



BNC Female: Tarnish resistant plated brass body. Silver plated beryllium copper center contact. Connector is housed in a molded nylon handle
 Wire: 18 AWG 65 x 36 tinned copper PVC insulation .144" O.D.
 Macro-Hook: See Part No. XH and XHL

Part No. **1001XHL**

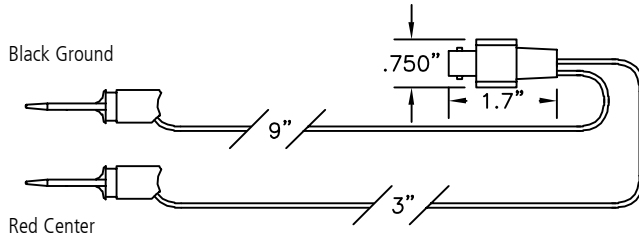
XM MICRO-HOOK ADAPTER



BNC Female: Tarnish resistant plated brass body. Silver plated beryllium copper center contact. Connector is housed in a molded nylon handle.
 Wire: 20 AWG 105 x 40 tinned copper PVC insulation .080" O.D.
 Micro-Hook: See Part No. XM

Part No. **1001XM**

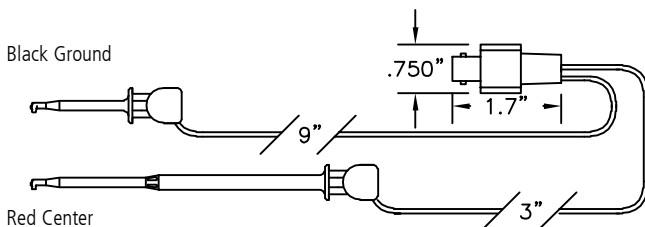
DOUBLE GRIPPER ADAPTER



BNC Female: Tarnish resistant plated brass body. Silver plated beryllium copper center contact. Connector is housed in a molded nylon handle.
 Wire: 20 AWG 105 x 40 tinned copper PVC insulation .080" O.D.
 Micro-Hook: See Part No. XK

Part No. **1001XK**

XL1 AND XL2 MINI-HOOK ADAPTER

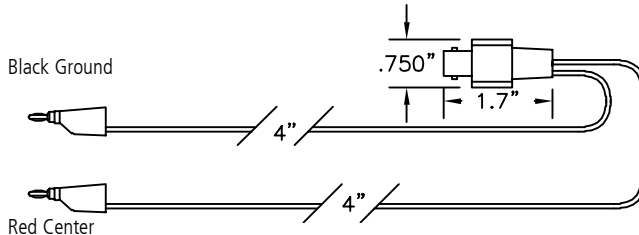


BNC Female: Tarnish resistant plated brass body. Silver plated beryllium copper center contact. Connector is housed in a molded nylon handle.
 Wire: 20 AWG 105 x 40 tinned copper PVC insulation .080" O.D.
 Mini-Hook: See Part No. XL1 or XL2

Part No. **1001XL1**

Part No. **1001XL2**

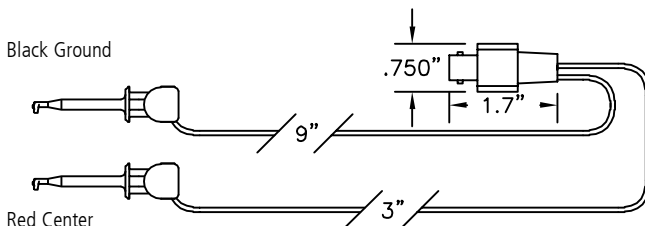
STACKING MINIATURE BANANA PLUG ADAPTER



BNC Female: Tarnish resistant plated brass body. Silver plated beryllium copper center contact. Connector is housed in a molded nylon handle.
 Wire: 20 AWG 105 x 40 tinned copper PVC insulation .080" O.D.
 Stacking Miniature Banana Plug: Part No. 9261. Nickel-plated phosphor bronze body. Nickel-plated brass socket. Beryllium copper spring. Plastic handle. Solderless assembly.

Part No. **1006M**

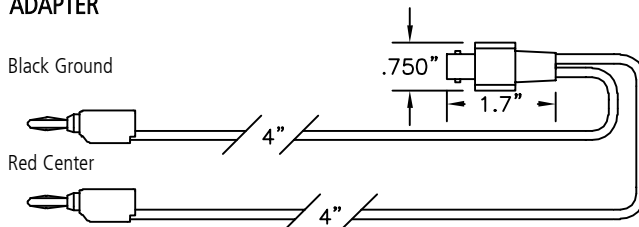
XR MINI-HOOK ADAPTER



BNC Female: Tarnish resistant plated brass body. Silver plated beryllium copper center contact. Connector is housed in a molded nylon handle.
 Wire: 20 AWG 105 x 40 tinned copper PVC insulation .080" O.D.
 Mini-Hook: See Part No. XR

Part No. **1001XR**

STACKING STANDARD BANANA PLUG WITH HEAVY LEAD WIRE ADAPTER

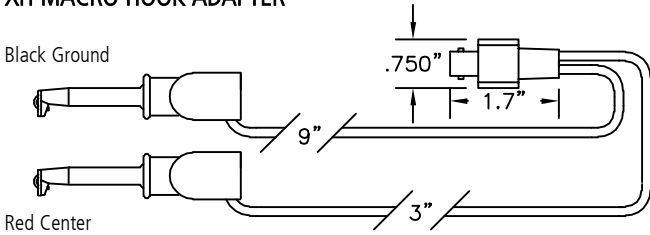


BNC Female: Tarnish resistant plated brass body. Silver plated beryllium copper center contact. Connector is housed in a molded nylon handle
 Wire: 18 AWG 65 x 36 tinned copper PVC insulation .144" O.D.
 Stacking Standard Banana Plug: Part No. 9260. Nickel-plated brass body. Phosphor bronze spring. Plastic handle. Snap together solderless assembly.

Part No. **1002**

BNC BREAKOUTS

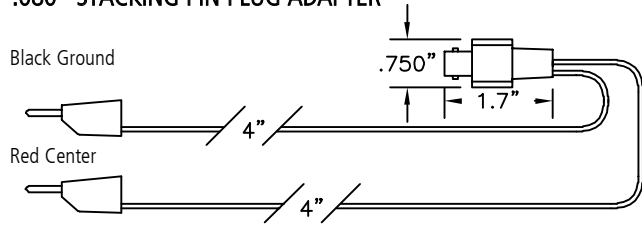
XH MACRO HOOK ADAPTER



BNC Female: Tarnish resistant plated brass body. Silver plated beryllium copper center contact. Connector is housed in a molded nylon handle
 Wire: 18 AWG 65 x 36 tinned copper PVC insulation .144" O.D.
 Macro-Hook: See Part No. XH

Part No. **1001XH**

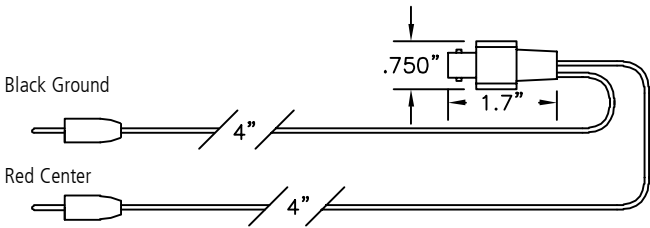
.080" STACKING PIN PLUG ADAPTER



BNC Female: Tarnish resistant plated brass body. Silver plated beryllium copper center contact. Connector is housed in a molded nylon handle.
 Wire: 20 AWG 105 x 40 tinned copper PVC insulation .080" O.D.
 .080" Stacking Pin Plug: Part No. 9259. Nickel-plated brass body. Beryllium copper internal socket spring. Plastic handle. Snap together solderless assembly.

Part No. **1003**

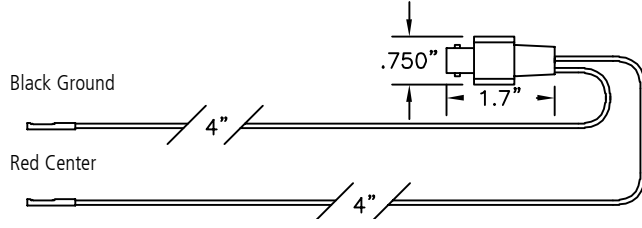
.080" PIN PLUG ADAPTER



BNC Female: Tarnish resistant plated brass body. Silver plated beryllium copper center contact. Connector is housed in a molded nylon handle.
 Wire: 20 AWG 105 x 40 tinned copper PVC insulation .080" O.D.
 .080" Pin Plug: Part No. 9201. Nickel-plated brass body. Nylon handle. Solderless assembly.

Part No. **1004**

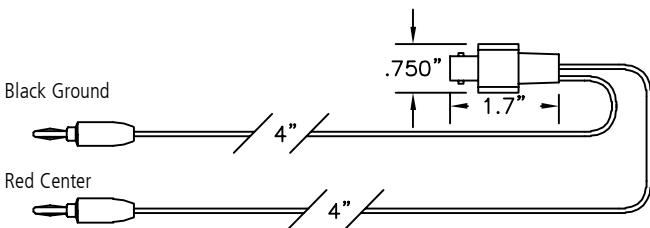
BNC FEMALE TO .025 SQUARE SOCKET ADAPTER



BNC Female: Tarnish resistant plated brass body. Silver plated beryllium copper center contact. Connector is housed in a molded nylon handle.
 Wire: 22 AWG 65 x 40 Tinned copper PVC insulation .080" O.D.
 .025" Sq. Socket: Part No. 9205-HS. Brass body. Gold-plated beryllium copper spring. Crimp assembly. Covered with black heat shrink.

Part No. **1008**

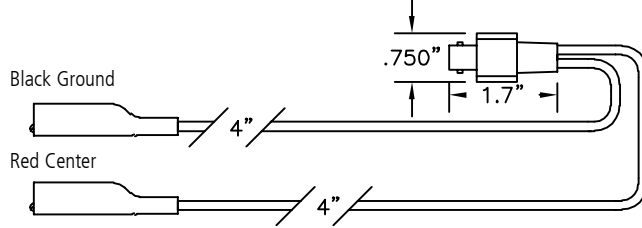
STANDARD BANANA PLUG ADAPTER



BNC Female: Tarnish resistant plated brass body. Silver plated beryllium copper center contact. Connector is housed in a molded nylon handle.
 Wire: 20 AWG 105 x 40 tinned copper PVC insulation .080" O.D.
 Standard Banana Plug: Part No. 9202. Nickel-plated brass body. Nickel silver spring. Nylon handle. Solderless assembly.

Part No. **1005**

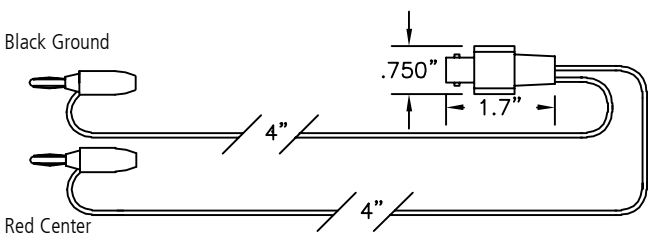
STANDARD ALLIGATOR CLIP ADAPTER



BNC Female: Tarnish resistant plated brass body. Silver plated beryllium copper center contact. Connector is housed in a molded nylon handle
 Wire: 18 AWG 65 x 36 tinned copper PVC insulation .144" O.D.
 Standard Alligator Clip: Part No. 9274. Alligator is nickel-plated steel. Insulator is molded P.V.C. Solder assembly.

Part No. **1009**

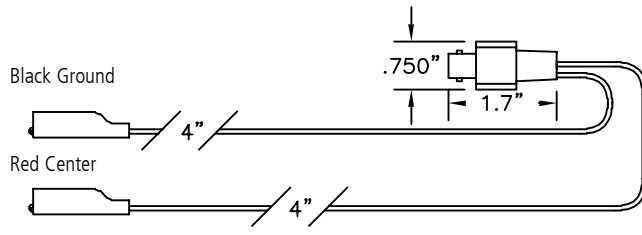
STACKING STANDARD BANANA PLUG ADAPTER



BNC Female: Tarnish resistant plated brass body. Silver plated beryllium copper center contact. Connector is housed in a molded nylon handle.
 Wire: 20 AWG 105 x 40 tinned copper PVC insulation .080" O.D.
 Stacking Standard Banana Plug: Part No. 9203. Nickel-plated brass body. Phosphor bronze spring. Nylon handle. Solderless assembly.

Part No. **1006**

MINIATURE ALLIGATOR CLIP ADAPTER

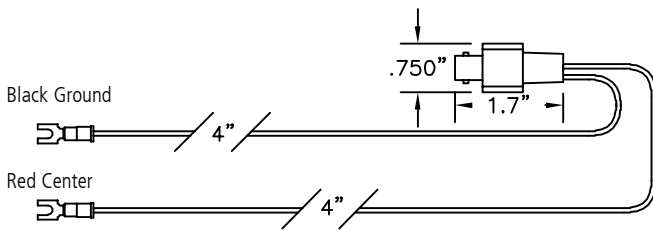


BNC Female: Tarnish resistant plated brass body. Silver plated beryllium copper center contact. Connector is housed in a molded nylon handle.
 Wire: 20 AWG 105 x 40 tinned copper PVC insulation .080" O.D.
 Miniature Alligator Clip: Part No. 9275. Alligator is nickel-plated steel. Insulator is molded P.V.C. Solder assembly.

Part No. **1009M**

BNC BREAKOUTS

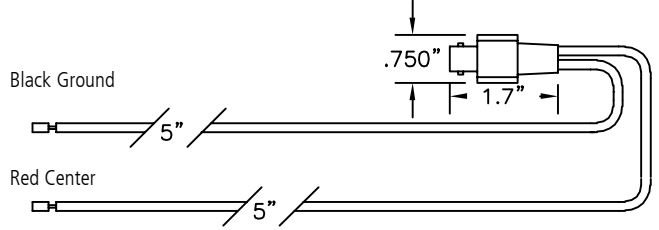
BNC FEMALE TO .140" INSULATED SPADE LUG ADAPTER



BNC Female: Tarnish resistant plated brass body. Silver plated beryllium copper center contact. Connector is housed in a molded nylon handle.
 Wire: 20 AWG 105 x 40 tinned copper PVC insulation .080" O.D.
 .140" Spade Lug: Part No. 9209. Vinyl insulator. Tin plated copper lug. Crimp Assembly.

Part No. **1007-6**

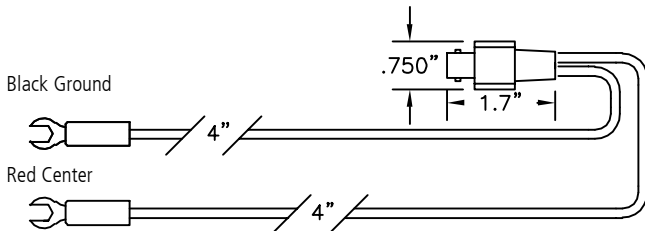
BNC FEMALE TO LEAD ONLY, 18 AWG



BNC Female: Tarnish resistant plated brass body. Silver plated beryllium copper center contact. Connector is housed in a molded nylon handle
 Wire: 18 AWG 65 x 36 tinned copper PVC insulation .144" O.D.

Part No. **1015-F**

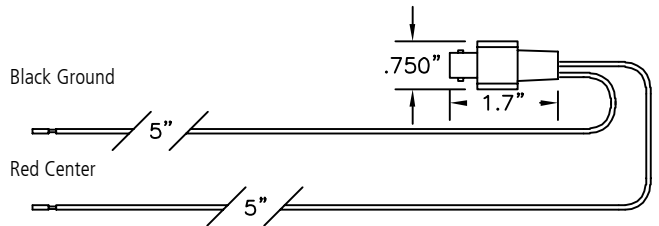
BNC FEMALE TO .250" SPADE LUG ADAPTER



BNC Female: Tarnish resistant plated brass body. Silver plated beryllium copper center contact. Connector is housed in a molded nylon handle
 Wire: 18 AWG 65 x 36 tinned copper PVC insulation .144" O.D.
 .250" Spade Lug: Part No. 9208. Plastic handle. .050"(1.27mm) thick nickel plated brass lug. Solder assembly.

Part No. **1007-25**

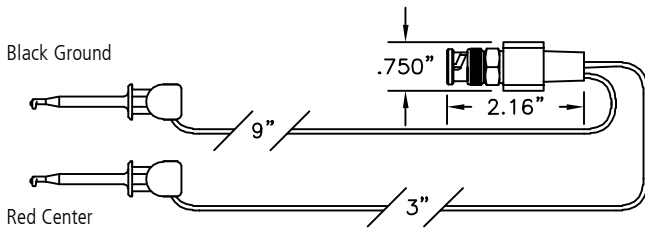
BNC FEMALE TO LEAD ONLY, 20 AWG



BNC Female: Tarnish resistant plated brass body. Silver plated beryllium copper center contact. Connector is housed in a molded nylon handle.
 Wire: 20 AWG 105 x 40 tinned copper PVC insulation .080" O.D.

Part No. **1011-F**

X100W AND X100W2 MINI-HOOK ADAPTER

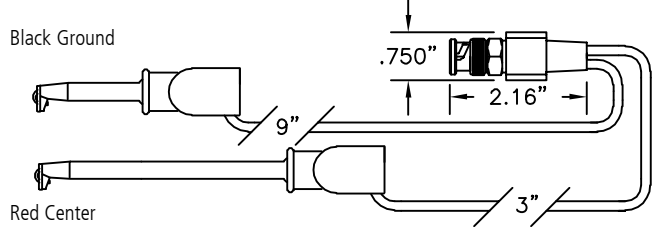


BNC Male: Tarnish resistant plated brass body and fitting. Male center and outer contacts are silver plated. Connector is housed in a molded nylon black handle.
 Wire: 20 AWG 105 x 40 tinned copper PVC insulation .080" O.D.
 Mini-Hook: See Part No. X100W or X100W2

Part No. **1010**

Part No. **1010W2**

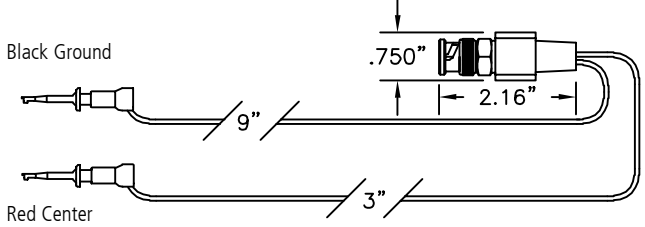
XHL MACRO-HOOK ADAPTER



BNC Male: Tarnish resistant plated brass body and fitting. Male center and outer contacts are silver plated. Connector is housed in a molded nylon black handle
 Wire: 18 AWG 65 x 36 tinned copper PVC insulation .144" O.D.
 Macro-Hook: See Part No. XH and XHL

Part No. **1010XHL**

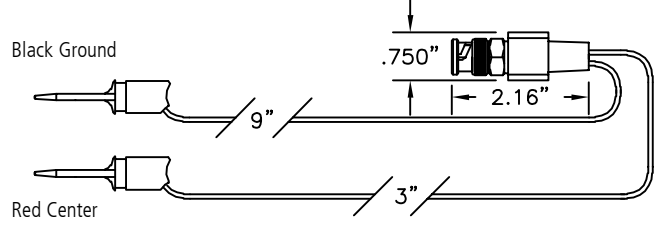
XM MICRO-HOOK ADAPTER



BNC Male: Tarnish resistant plated brass body and fitting. Male center and outer contacts are silver plated. Connector is housed in a molded nylon black handle.
 Wire: 20 AWG 105 x 40 tinned copper PVC insulation .080" O.D.
 Micro-Hook: See Part No. XM

Part No. **1010XM**

DOUBLE GRIPPER ADAPTER

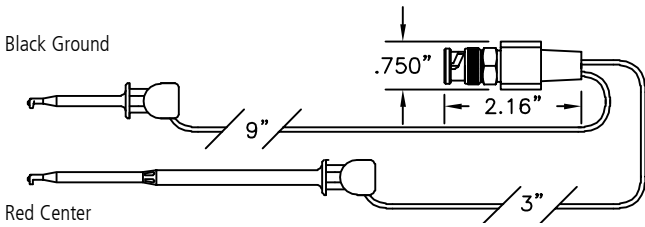


BNC Male: Tarnish resistant plated brass body and fitting. Male center and outer contacts are silver plated. Connector is housed in a molded nylon black handle.
 Wire: 20 AWG 105 x 40 tinned copper PVC insulation .080" O.D.
 Micro-Hook: See Part No. XK

Part No. **1010XK**

BNC BREAKOUTS

XL1 AND XL2 MINI-HOOK ADAPTER

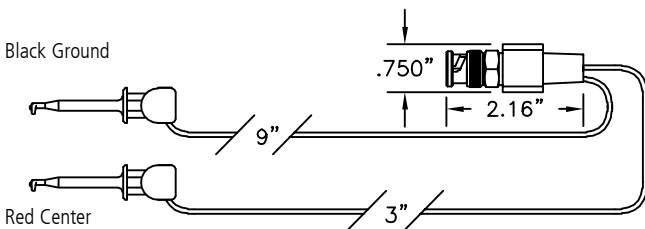


BNC Male: Tarnish resistant plated brass body and fitting. Male center and outer contacts are silver plated. Connector is housed in a molded nylon black handle.
 Wire: 20 AWG 105 x 40 tinned copper PVC insulation .080" O.D.
 Mini-Hook: See Part No. XL1 and XL2

Part No. **1010XL1**

Part No. **1010XL2**

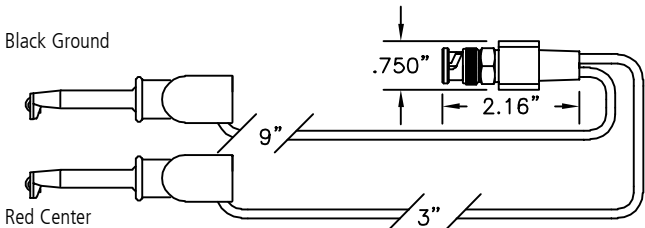
XR MINI-HOOK ADAPTER



BNC Male: Tarnish resistant plated brass body and fitting. Male center and outer contacts are silver plated. Connector is housed in a molded nylon black handle.
 Wire: 20 AWG 105 x 40 tinned copper PVC insulation .080" O.D.
 Mini-Hook: See Part No. XR

Part No. **1010XR**

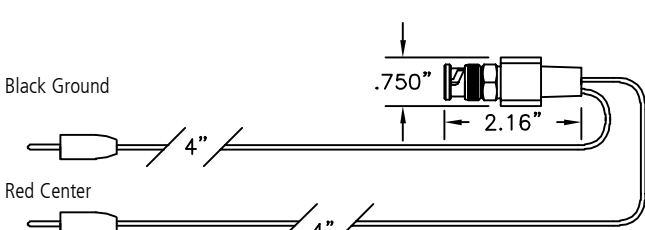
XH MACRO-HOOK ADAPTER



BNC Male: Tarnish resistant plated brass body and fitting. Male center and outer contacts are silver plated. Connector is housed in a molded nylon black handle.
 Wire: 18 AWG 65 x 36 tinned copper PVC insulation .144" O.D.
 Mini-Hook: See Part No. XH

Part No. **1010XH**

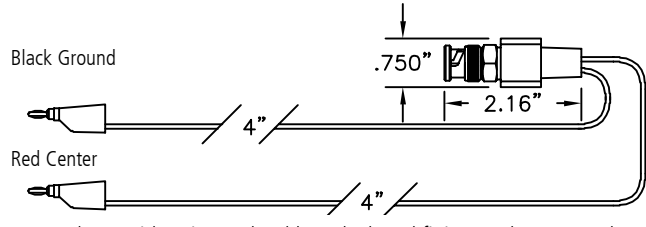
.080" PIN PLUG ADAPTER



BNC Male: Tarnish resistant plated brass body and fitting. Male center and outer contacts are silver plated. Connector is housed in a molded nylon black handle.
 Wire: 20 AWG 105 x 40 tinned copper PVC insulation .080" O.D.
 .080" Pin Plug: Part No. 9201. Nickel-plated brass body. Nylon handle. Solderless assembly.

Part No. **1014**

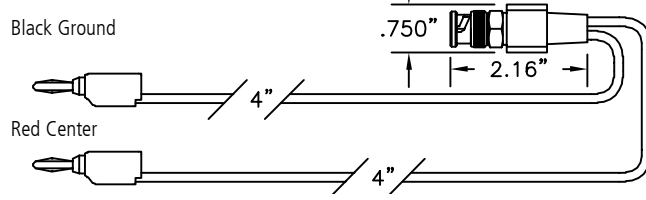
STACKING MINIATURE BANANA PLUG ADAPTER



BNC Male: Tarnish resistant plated brass body and fitting. Male center and outer contacts are silver plated. Connector is housed in a molded nylon black handle.
 Wire: 20 AWG 105 x 40 tinned copper PVC insulation .080" O.D.
 Stacking Miniature Banana Plug: Part No. 9261. Nickel-plated phosphor bronze body. Nickel-plated brass socket. Beryllium copper spring. Plastic handle. Solderless assembly.

Part No. **1016M**

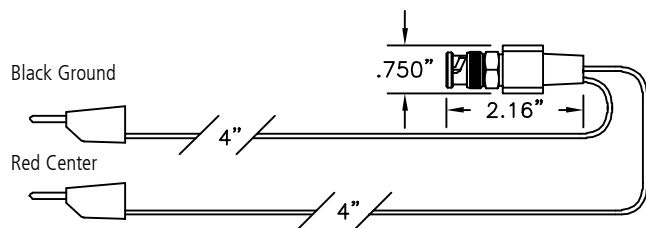
STACKING STANDARD BANANA PLUG WITH HEAVY LEAD WIRE ADAPTER



BNC Male: Tarnish resistant plated brass body and fitting. Male center and outer contacts are silver plated. Connector is housed in a molded nylon black handle.
 Wire: 18 AWG 65 x 36 tinned copper PVC insulation .144" O.D.
 Stacking Standard Banana Plug: See Part No. 9260. Nickel-plated brass body. Phosphor bronze spring. Plastic handle. Snap together solderless assembly.

Part No. **1012**

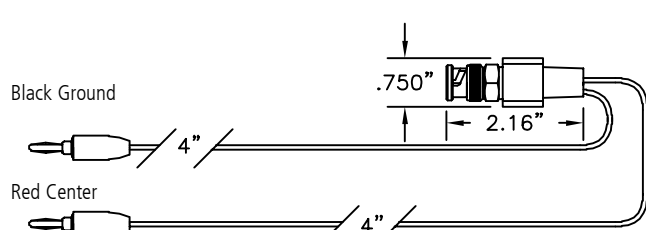
.080" STACKING PIN PLUG ADAPTER



BNC Male: Tarnish resistant plated brass body and fitting. Male center and outer contacts are silver plated. Connector is housed in a molded nylon black handle.
 Wire: 20 AWG 105 x 40 tinned copper PVC insulation .080" O.D.
 .080" Stacking Pin Plug: Part No. 9259. Nickel-plated brass body. Beryllium copper internal socket spring. Plastic handle. Snap together solderless assembly.

Part No. **1013**

STANDARD BANANA PLUG ADAPTER

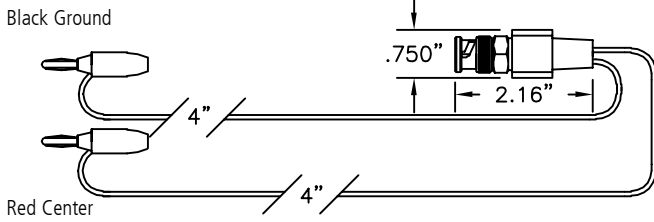


BNC Male: Tarnish resistant plated brass body and fitting. Male center and outer contacts are silver plated. Connector is housed in a molded nylon black handle.
 Wire: 20 AWG 105 x 40 tinned copper PVC insulation .080" O.D.
 Standard Banana Plug: Part No. 9202. Nickel-plated brass body. Nickel silver spring. Nylon handle. Solderless assembly.

Part No. **1019**

BNC BREAKOUTS

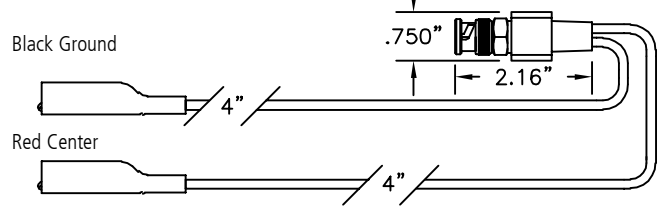
STACKING STANDARD BANANA PLUG ADAPTER



BNC Male: Tarnish resistant plated brass body and fitting. Male center and outer contacts are silver plated. Connector is housed in a molded nylon black handle.
 Wire: 20 AWG 105 x 40 tinned copper PVC insulation .080" O.D.
 Stacking Standard Banana Plug: Part No. 9203. Nickel-plated brass body. Phosphor bronze spring. Nylon handle. Solderless assembly.

Part No. **1016**

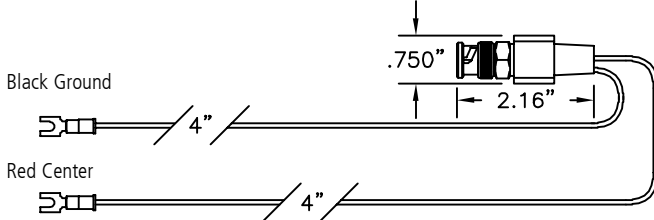
STANDARD ALLIGATOR CLIP ADAPTER



BNC Male: Tarnish resistant plated brass body and fitting. Male center and outer contacts are silver plated. Connector is housed in a molded nylon black handle
 Wire: 18 AWG 65 x 36 tinned copper PVC insulation .144" O.D.
 Standard Alligator Clip: Part No. 9274. Alligator is nickel-plated steel. Insulator is molded P.V.C. Solder assembly.

Part No. **9029**

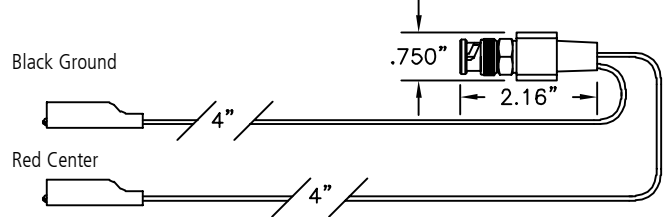
BNC MALE TO .140" SPADE LUG ADAPTER



BNC Male: Tarnish resistant plated brass body and fitting. Male center and outer contacts are silver plated. Connector is housed in a molded nylon black handle.
 Wire: 20 AWG 105 x 40 tinned copper PVC insulation .080" O.D.
 .140" Spade Lug: Part No. 9209. Vinyl insulator. Tin plated copper lug. Crimp assembly.

Part No. **1017-6**

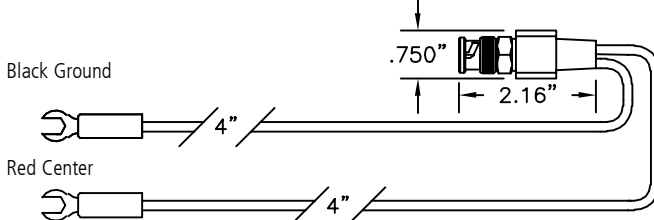
MINIATURE ALLIGATOR CLIP ADAPTER



BNC Male: Tarnish resistant plated brass body and fitting. Male center and outer contacts are silver plated. Connector is housed in a molded nylon black handle.
 Wire: 20 AWG 105 x 40 tinned copper PVC insulation .080" O.D.
 Miniature Alligator Clip: Part No. 9275. Alligator is nickel-plated steel. Insulator is molded P.V.C. Solder assembly.

Part No. **9029-M**

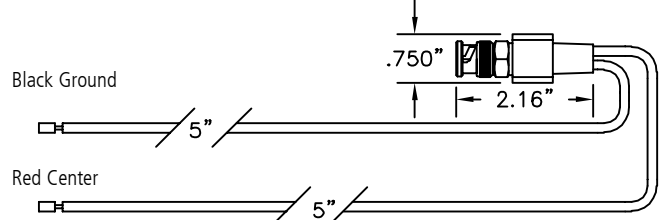
BNC MALE TO .250" SPADE LUGS ADAPTER



BNC Male: Tarnish resistant plated brass body and fitting. Male center and outer contacts are silver plated. Connector is housed in a molded nylon black handle
 Wire: 18 AWG 65 x 36 tinned copper PVC insulation .144" O.D.
 .250" Spade Lug: Part No. 9208. Plastic handle. .050" (1.27mm) thick nickel plated brass lug. Solder assembly.

Part No. **1017-25**

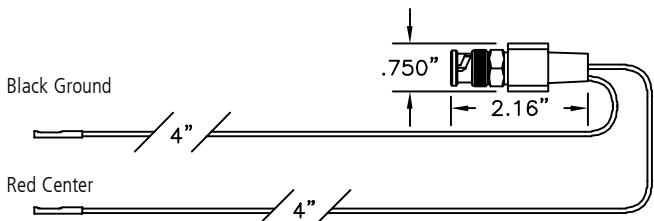
BNC MALE TO LEAD ONLY, 18 AWG PVC



BNC Male: Tarnish resistant plated brass body and fitting. Male center and outer contacts are silver plated. Connector is housed in a molded nylon black handle
 Wire: 18 AWG 65 x 36 tinned copper PVC insulation .144" O.D.

Part No. **1015-M**

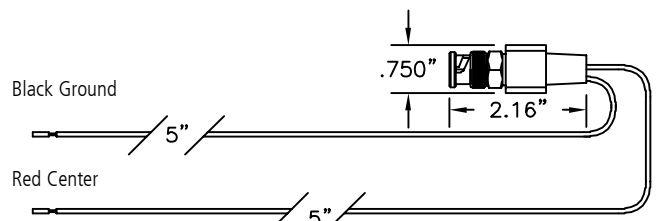
BNC MALE TO .025 SQUARE SOCKET ADAPTER



BNC Male: Tarnish resistant plated brass body and fitting. Male center and outer contacts are silver plated. Connector is housed in a molded nylon black handle.
 Wire: 20 AWG 105 x 40 tinned copper PVC insulation .080" O.D.
 .025" Square Socket: Part No. 9205-HS. Brass body. Gold-plated beryllium copper spring. Crimp assembly. Covered with black heat shrink.

Part No. **1018**

BNC MALE TO LEAD ONLY, 20 AWG PVC



BNC Male: Tarnish resistant plated brass body and fitting. Male center and outer contacts are silver plated. Connector is housed in a molded nylon black handle.
 Wire: 20 AWG 105 x 40 tinned copper PVC insulation .080" O.D.

Part No. **1011-M**

STACKING DOUBLE BANANA PLUG COAXIAL TEST CABLES

COLOR (STANDARD): RED = CENTER BLACK = GROUND

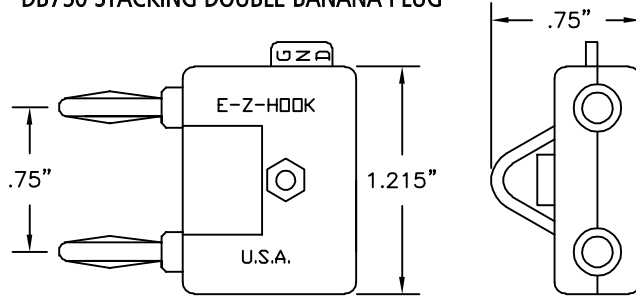
COLOR CODING: The red connector may be replaced with any of the other 9 available colors: black, brown, orange, yellow, green, blue, violet, gray or white. Specify desired color after complete part no. A matching color band will be supplied at the interface end.

CABLE LENGTH: Desired length must be specified in inches to make a complete part number.

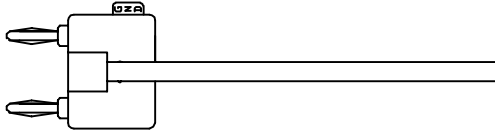
SPECIFY CABLE LENGTH IN INCHES

| Inches | Metric | Inches | Metric | Inches | Metric |
|--------|--------|--------|--------|--------|--------|
| 18" | 45cm | 30" | 75cm | 48" | 120cm |
| 24" | 60cm | 36" | 90cm | 60" | 150cm |

DB750 STACKING DOUBLE BANANA PLUG



STACKING DOUBLE BANANA PLUG TO CABLE ONLY



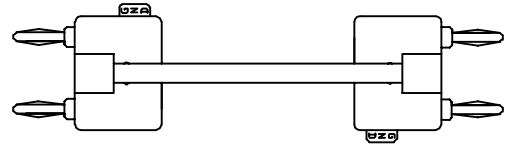
Stacking Double Banana Plug to Cable Only-No Interface

| Part No. | Cable | Part No. | Cable |
|-------------|---------|-------------|------------|
| 1252-(lgth) | RG58C/U | 6252-(lgth) | RG62B/U |
| 2252-(lgth) | MIC | 3252-(lgth) | Twst. Pair |

STACKING DOUBLE BANANA TO STACKING DOUBLE BANANA

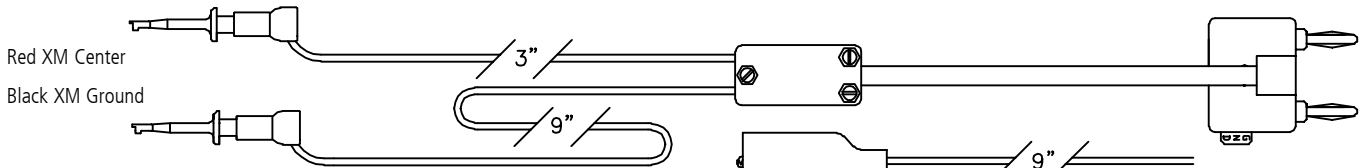
Standard Lengths Available:

| | | | |
|-----|------|-----|-------|
| 6" | 15cm | 30" | 75cm |
| 12" | 30cm | 36" | 90cm |
| 18" | 45cm | 48" | 120cm |
| 24" | 60cm | 60" | 150cm |



| Part No. | Cable |
|---------------|--------------|
| 1056-(length) | RG58C/U |
| 2056-(length) | MIC |
| 3056-(length) | Twisted Pair |

MICRO-HOOK XM CABLES



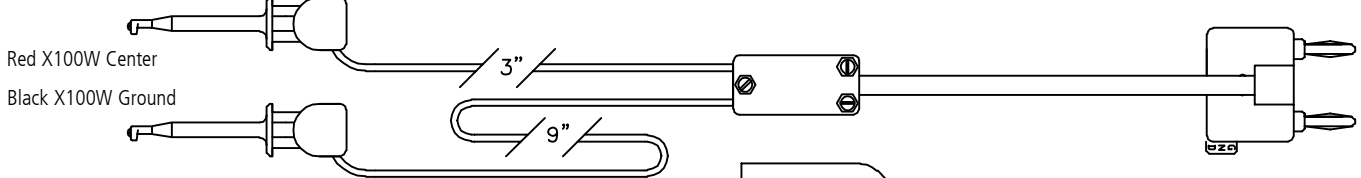
Cable with XM Ground

| Part No. | Cable | Center | Ground |
|---------------|------------|--------|--------|
| 1050XM-(lgth) | RG58C/U | XM | XM |
| 2050XM-(lgth) | MIC | XM | XM |
| 3050XM-(lgth) | Twst. Pair | XM | XM |
| 4050XM-(lgth) | RG174U | XM | XM |

Cable With Part No. 9275 Miniature Alligator Ground

| Part No. | Cable | Center | Ground |
|---------------|------------|--------|-------------|
| 1051XM-(lgth) | RG58C/U | XM | Mini Allig. |
| 2051XM-(lgth) | MIC | XM | Mini Allig. |
| 3051XM-(lgth) | Twst. Pair | XM | Mini Allig. |
| 4051XM-(lgth) | RG174U | XM | Mini Allig. |

MINI-HOOK X100W CABLES



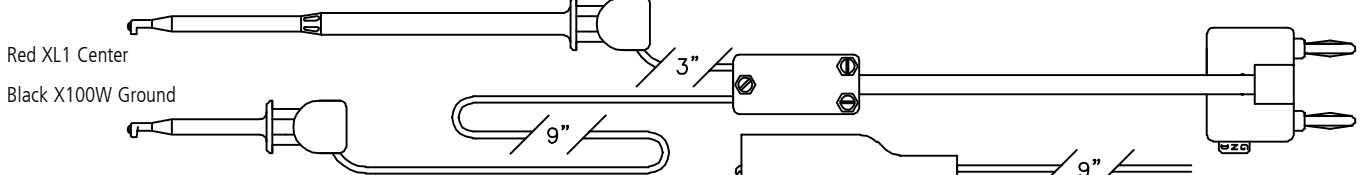
Cable with X100W Ground

| Part No. | Cable | Center | Ground |
|-------------|------------|--------|--------|
| 1050-(lgth) | RG58C/U | X100W | X100W |
| 2050-(lgth) | MIC | X100W | X100W |
| 3050-(lgth) | Twst. Pair | X100W | X100W |

Cable With Part No. 9274 Standard Alligator Ground

| Part No. | Cable | Center | Ground |
|-------------|------------|--------|-------------|
| 1051-(lgth) | RG58C/U | X100W | Std. Allig. |
| 2051-(lgth) | MIC | X100W | Std. Allig. |
| 3051-(lgth) | Twst. Pair | X100W | Std. Allig. |

MINI-HOOK XL CABLES



Cable with X100W Ground

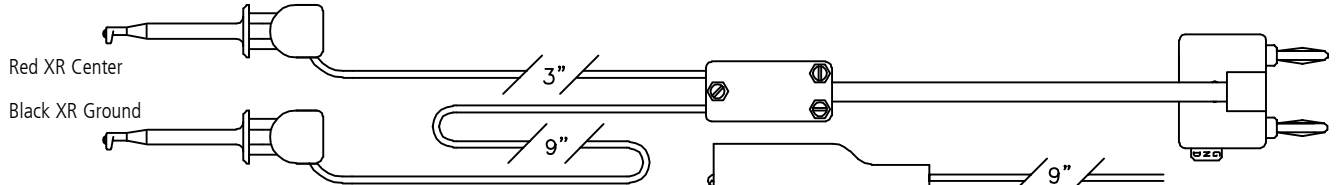
| Part No. | Cable | Center | Ground |
|----------------|------------|--------|--------|
| 1050XL1-(lgth) | RG58C/U | XL1 | X100W |
| 2050XL1-(lgth) | MIC | XL1 | X100W |
| 3050XL1-(lgth) | Twst. Pair | XL1 | X100W |

Cable With Part No. 9274 Standard Alligator Ground

| Part No. | Cable | Center | Ground |
|----------------|------------|--------|-------------|
| 1051XL1-(lgth) | RG58C/U | XL1 | Std. Allig. |
| 2051XL1-(lgth) | MIC | XL1 | Std. Allig. |
| 3051XL1-(lgth) | Twst. Pair | XL1 | Std. Allig. |

STACKING DOUBLE BANANA PLUG COAXIAL TEST CABLES

MINI-HOOK XR CABLES



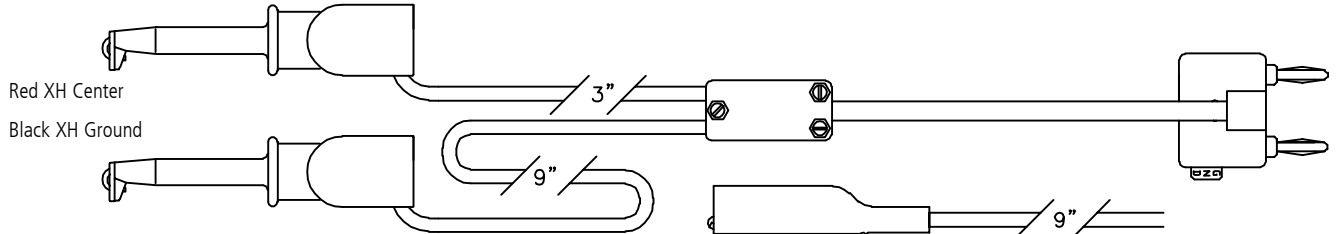
Cable with XR Ground

| Part No. | Cable | Center | Ground |
|---------------|--------------|--------|--------|
| 1050XR-(lgth) | RG58C/U | XR | XR |
| 2050XR-(lgth) | MIC | XR | XR |
| 3050XR-(lgth) | Twisted Pair | XR | XR |

Cable with Part No. 9274 Standard Alligator Ground

| Part No. | Cable | Center | Ground |
|---------------|--------------|--------|-------------|
| 1051XR-(lgth) | RG58C/U | XR | Std. Allig. |
| 2051XR-(lgth) | MIC | XR | Std. Allig. |
| 3051XR-(lgth) | Twisted Pair | XR | Std. Allig. |

MACRO-HOOK XH CABLES



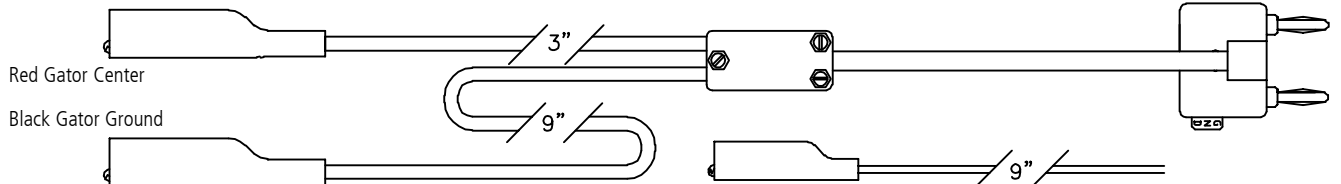
Cable with XH Ground

| Part No. | Cable | Center | Ground |
|---------------|--------------|--------|--------|
| 1050XH-(lgth) | RG58C/U | XH | XH |
| 2050XH-(lgth) | MIC | XH | XH |
| 3050XH-(lgth) | Twisted Pair | XH | XH |

Cable with Part No. 9274 Standard Alligator Ground

| Part No. | Cable | Center | Ground |
|---------------|--------------|--------|-------------|
| 1051XH-(lgth) | RG58C/U | XH | Std. Allig. |
| 2051XH-(lgth) | MIC | XH | Std. Allig. |
| 3051XH-(lgth) | Twisted Pair | XH | Std. Allig. |

STANDARD ALLIGATOR CLIP CABLES



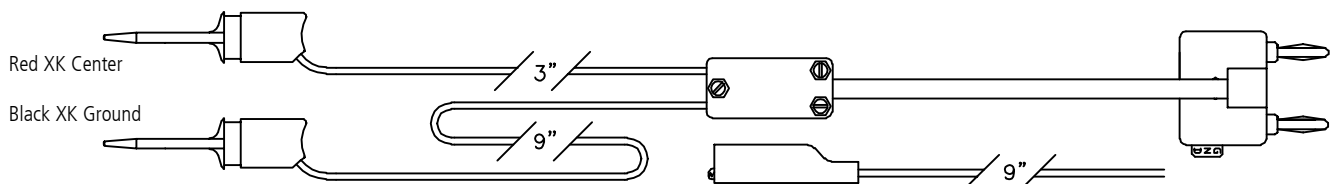
Cable with Part No. 9274 Standard Alligators

| Part No. | Cable | Center | Ground |
|-------------|--------------|-------------|-------------|
| 1059-(lgth) | RG58C/U | Std. Allig. | Std. Allig. |
| 2059-(lgth) | MIC | Std. Allig. | Std. Allig. |
| 3059-(lgth) | Twisted Pair | Std. Allig. | Std. Allig. |
| 4059-(lgth) | RG174/U | Std. Allig. | Std. Allig. |

Cable with Part No. 9275 Miniature Alligators

| Part No. | Cable | Center | Ground |
|--------------|--------------|-------------|-------------|
| 1059M-(lgth) | RG58C/U | Mini Allig. | Mini Allig. |
| 2059M-(lgth) | MIC | Mini Allig. | Mini Allig. |
| 3059M-(lgth) | Twisted Pair | Mini Allig. | Mini Allig. |
| 4059M-(lgth) | RG174/U | Mini Allig. | Mini Allig. |

DOUBLE GRIPPER HOOK XK CABLES



Cable with XK Ground

| Part No. | Cable | Center | Ground |
|---------------|--------------|--------|--------|
| 1050XK-(lgth) | RG58C/U | XK | XK |
| 2050XK-(lgth) | MIC | XK | XK |
| 3050XK-(lgth) | Twisted Pair | XK | XK |
| 4050XK-(lgth) | RG174/U | XK | XK |

Cable with Part No. 9275 Miniature Alligator Ground

| Part No. | Cable | Center | Ground |
|---------------|--------------|--------|-------------|
| 1051XK-(lgth) | RG58C/U | XK | Mini Allig. |
| 2051XK-(lgth) | MIC | XK | Mini Allig. |
| 3051XK-(lgth) | Twisted Pair | XK | Mini Allig. |
| 4051XK-(lgth) | RG174/U | XK | Mini Allig. |

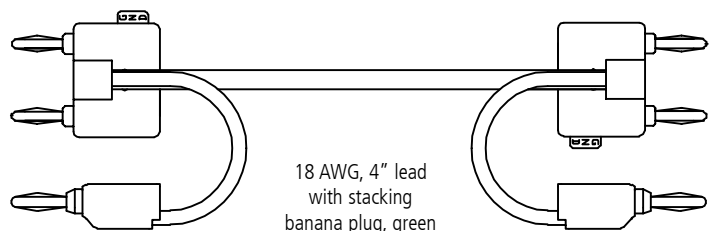
SHIELDED BALANCED LINE, TWO CONDUCTOR

Description: Two (2) stacking double banana plugs with separate shielded leads on single stacking banana plugs (green). See Part No. 9260.

Standard Lengths Available:

| | | | |
|-----|------|-----|-------|
| 6" | 15cm | 30" | 75cm |
| 12" | 30cm | 36" | 90cm |
| 18" | 45cm | 48" | 120cm |
| 24" | 60cm | 60" | 150cm |

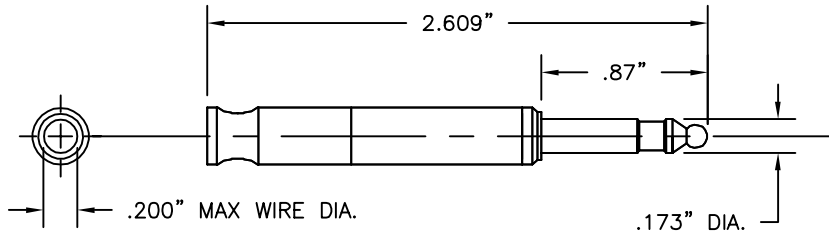
| Part No. | Cable |
|-------------|-------------|
| 2507-(lgth) | 2200 Series |



18 AWG, 4" lead with stacking banana plug, green


BANTAM PHONE PLUG TEST CABLES

Details: The frame is nickel plated machined brass. All internal insulation is injection molded nylon. The handle is a black molded flexible rubber cover. All connections are soldered.



| Part No. | Description |
|----------|-------------|
| 9320 | Bantam Plug |

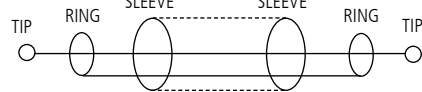
PATCH CORD BANTAM PLUG TO BANTAM PLUG



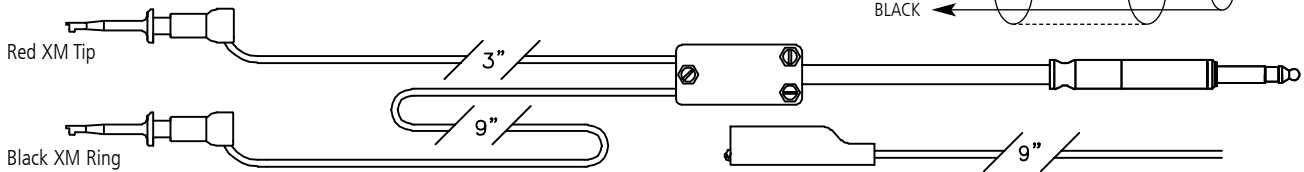
Standard Lengths Available:

| Part No. | Cable |
|---------------|-------------|
| 2626-(length) | 2200 Series |

| | | | |
|-----|------|-----|-------|
| 18" | 45cm | 36" | 90cm |
| 24" | 60cm | 48" | 120cm |
| 30" | 75cm | 60" | 150cm |



E-Z-MICRO-HOOKS TO BANTAM PHONE PLUG



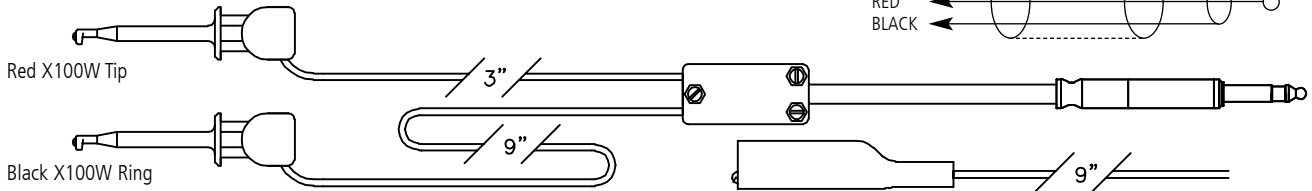
Cable with XM Ring

| Part No. | Cable | Tip | Ring |
|---------------|-------------|-----|------|
| 2620XM-(lgth) | 2200 Series | XM | XM |

Cable With Part No. 9275 Miniature Alligator Ring

| Part No. | Cable | Tip | Ring |
|---------------|-------------|-----|------------|
| 2621XM-(lgth) | 2200 Series | XM | Mini Gator |

E-Z-MINI HOOKS TO BANTAM PHONE PLUG



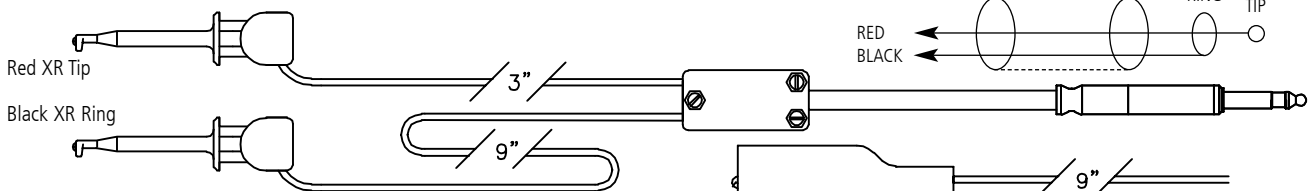
Cable with X100W Ring

| Part No. | Cable | Tip | Ring |
|-------------|-------------|-------|-------|
| 2620-(lgth) | 2200 Series | X100W | X100W |

Cable With Part No. 9274 Standard Alligator Ring

| Part No. | Cable | Tip | Ring |
|-------------|-------------|-------|------------|
| 2621-(lgth) | 2200 Series | X100W | Std. Gator |

E-Z-MINI XR HOOKS TO BANTAM PHONE PLUG



Cable with XR Ring

| Part No. | Cable | Tip | Ring |
|---------------|-------------|-----|------|
| 2620XR-(lgth) | 2200 Series | XR | XR |

Cable With Part No. 9274 Standard Alligator Ring

| Part No. | Cable | Tip | Ring |
|---------------|-------------|-----|------------|
| 2621XR-(lgth) | 2200 Series | XR | Std. Gator |

BANTAM PHONE PLUG TEST CABLES

DOUBLE GRIPPER TO BANTAM PHONE PLUG

Red XK Tip
Black XK Ring

Cable With XK Ring

| Part No. | Cable | Tip | Ring |
|-----------------------|-------------|-----|------|
| 2620XK -(lgth) | 2200 Series | XK | XK |

Cable With Part No. 9275 Miniature Alligator Ring

| Part No. | Cable | Tip | Ring |
|-----------------------|-------------|-----|------------|
| 2621XK -(lgth) | 2200 Series | XK | Mini Gator |

ALLIGATOR CLIPS TO BANTAM PHONE PLUG

Red Gator Tip
Black Gator Ring

Cable With Part No. 9274 Standard Alligators and 18 AWG Leads

| Part No. | Cable | Tip | Ring |
|---------------------|-------------|------------|------------|
| 2629 -(lgth) | 2200 Series | Std. Gator | Std. Gator |

Cable With Part No. 9275 Miniature Alligator Ring and 20 AWG Leads

| Part No. | Cable | Tip | Ring |
|----------------------|-------------|------------|------------|
| 2629M -(lgth) | 2200 Series | Mini Gator | Mini Gator |

THREE ALLIGATOR CLIPS TO BANTAM PHONE PLUG

Red Tip
Black Ring
Green Sleeve

Cable With Part No. 9274 Standard Alligators

| Part No. | Cable | Tip | Ring | Sleeve |
|---------------------|-------------|------------|------------|------------|
| 2628 -(lgth) | 2200 Series | Std. Gator | Std. Gator | Std. Gator |

Cable With Part No. 9275 Miniature Alligators

| Part No. | Cable | Tip | Ring | Sleeve |
|----------------------|-------------|------------|------------|------------|
| 2628M -(lgth) | 2200 Series | Mini Gator | Mini Gator | Mini Gator |

SHIELDED BALANCE LINE, DOUBLE BANANA PLUGS TO BANTAM PHONE PLUG

18 AWG
4" Lead Green

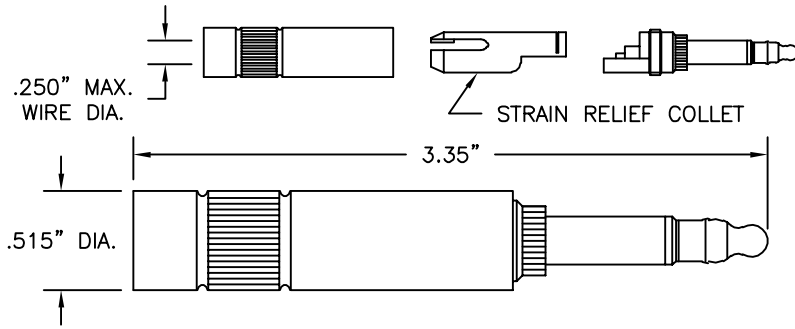
Standard Lengths Available:

| | | | |
|-----|------|-----|-------|
| 18" | 45cm | 36" | 90cm |
| 24" | 60cm | 48" | 120cm |
| 30" | 75cm | 60" | 150cm |

Part No. Cable
2605-(Length) 2200 Series

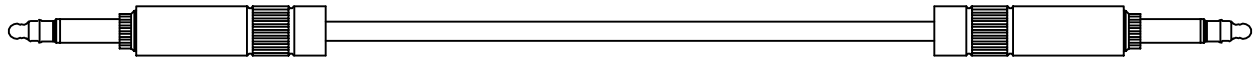
1/4" PHONE PLUG (WE-310 / PJ051) TEST CABLES

Details: 1/4" Phone Plug is a functional equivalent to both the WE-310 and PJ-051. Frame is machined brass. All internal insulation is injection molded nylon. A red or black zinc die cast handle is also part of a chuck-type strain-relief clamp that accepts cables from .100" to .280" in diameter. Internal connections are soldered.



| Part No. | Description |
|--------------|-------------|
| 9322-(color) | Phone Plug |

PATCH CORD WE-310 PHONE PLUG EACH END (PJ-051 Equivalent)



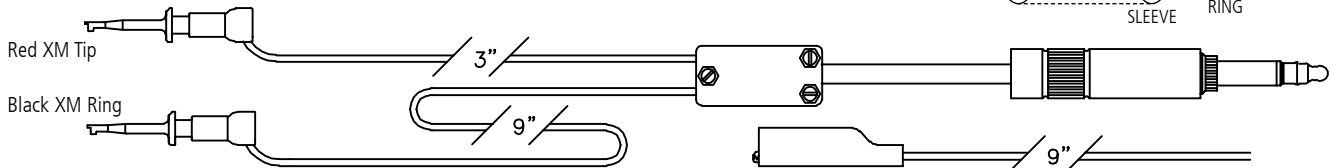
Standard Lengths Available:

| Part No. | Cable |
|-------------|-------------|
| 2502-(lgth) | 2100 Series |

| | | | |
|-----|------|-----|-------|
| 18" | 45cm | 36" | 90cm |
| 24" | 60cm | 48" | 120cm |
| 30" | 75cm | 60" | 150cm |



E-Z-MICRO-HOOKS TO WE-310 PHONE PLUG (PJ-051 EQUIVALENT)



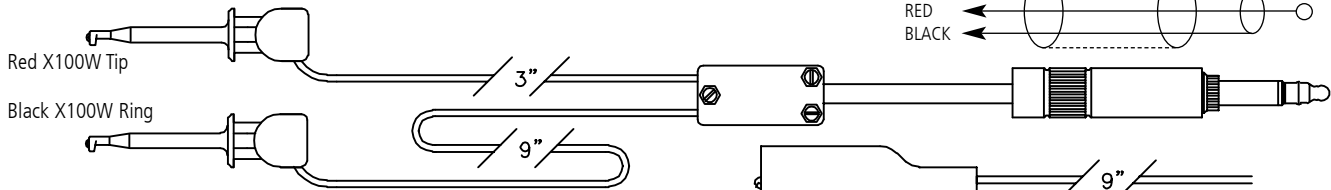
Cable with XM Ring

| Part No. | Cable | Tip | Ring |
|---------------|--------------|-------|-------|
| 2520XM-(lgth) | 2100 Series | X100W | X100W |
| 3020XM-(lgth) | Twisted Pair | X100W | X100W |

Cable with Part No. 9275 Miniature Alligator Ring

| Part No. | Cable | Tip | Ring |
|---------------|--------------|-----|------------|
| 2521XM-(lgth) | 2100 Series | XM | Mini Gator |
| 3021XM-(lgth) | Twisted Pair | XM | Mini Gator |

E-Z MINI HOOKS TO WE-310 PHONE PLUG (PJ-051 EQUIVALENT)



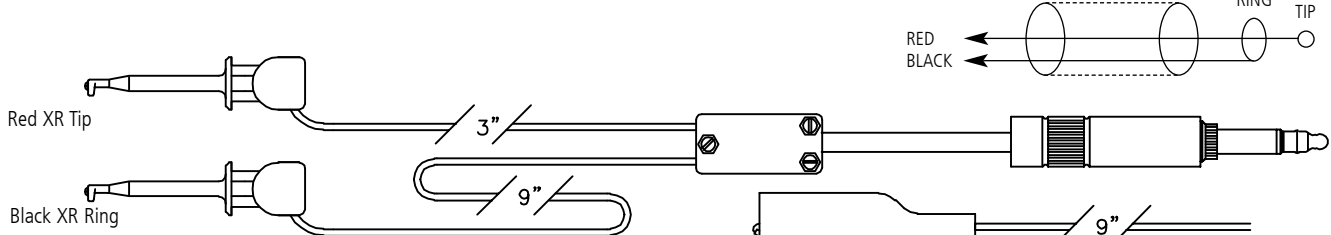
Cable with X100W Ring

| Part No. | Cable | Tip | Ring |
|-------------|--------------|-------|-------|
| 2520-(lgth) | 2100 Series | X100W | X100W |
| 3020-(lgth) | Twisted Pair | X100W | X100W |

Cable with Part No. 9274 Standard Alligator Ring

| Part No. | Cable | Tip | Ring |
|-------------|--------------|-------|------------|
| 2521-(lgth) | 2100 Series | X100W | Std. Gator |
| 3021-(lgth) | Twisted Pair | X100W | Std. Gator |

E-Z MINI XR HOOKS TO WE-310 PHONE PLUG (PJ-051 EQUIVALENT)



Cable with XR Ring

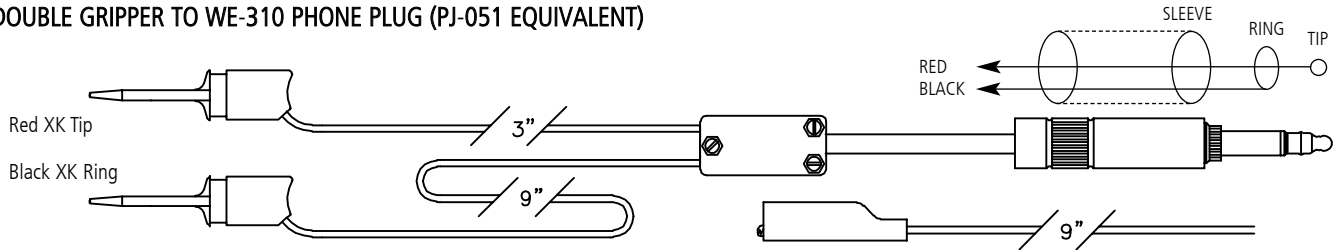
| Part No. | Cable | Tip | Ring |
|---------------|--------------|-----|------|
| 2520XR-(lgth) | 2100 Series | XR | XR |
| 3020XR-(lgth) | Twisted Pair | XR | XR |

Cable with Part No. 9274 Standard Alligator Ring

| Part No. | Cable | Tip | Ring |
|---------------|--------------|-----|------------|
| 2521XR-(lgth) | 2100 Series | XR | Std. Gator |
| 3021XR-(lgth) | Twisted Pair | XR | Std. Gator |

1/4" PHONE PLUG (WE-310 / PJ051) TEST CABLES

DOUBLE GRIPPER TO WE-310 PHONE PLUG (PJ-051 EQUIVALENT)



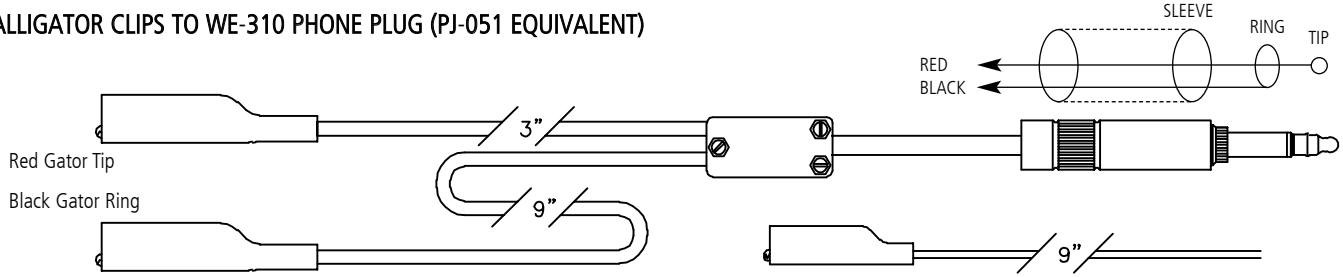
Cable with XK Ring

| Part No. | Cable | Tip | Ring |
|----------------|--------------|-----|------|
| 2520 XK-(lgth) | 2100 Series | XK | XK |
| 3020 XK-(lgth) | Twisted Pair | XK | XK |

Cable with Part No. 9275 Miniature Alligator Ring

| Part No. | Cable | Tip | Ring |
|----------------|--------------|-----|------------|
| 2521 XK-(lgth) | 2100 Series | XK | Mini Gator |
| 3021 XK-(lgth) | Twisted Pair | XK | Mini Gator |

ALLIGATOR CLIPS TO WE-310 PHONE PLUG (PJ-051 EQUIVALENT)



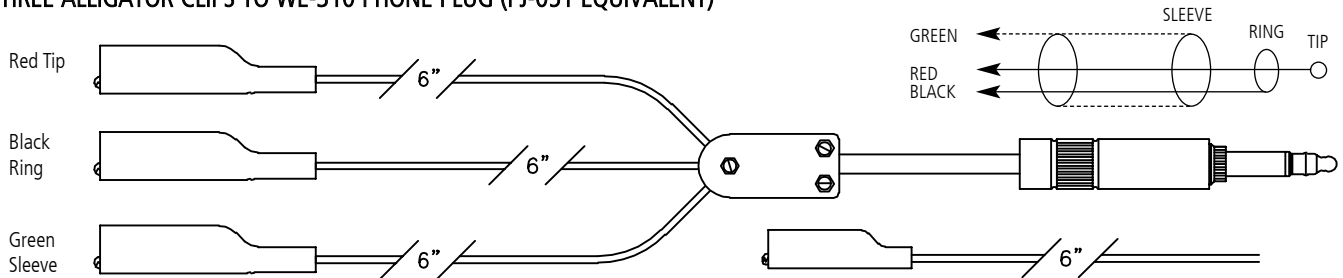
Cable with Part No. 9274 Standard Alligators and 18 AWG Leads

| Part No. | Cable | Tip | Ring |
|-------------|--------------|------------|------------|
| 2529-(lgth) | 2100 Series | Std. Gator | Std. Gator |
| 3029-(lgth) | Twisted Pair | Std. Gator | Std. Gator |

Cable with Part No. 9275 Miniature Alligator Ring and 20 AWG Leads

| Part No. | Cable | Tip | Ring |
|---------------|--------------|------------|------------|
| 2529 M-(lgth) | 2100 Series | Mini Gator | Mini Gator |
| 3029 M-(lgth) | Twisted Pair | Mini Gator | Mini Gator |

THREE ALLIGATOR CLIPS TO WE-310 PHONE PLUG (PJ-051 EQUIVALENT)



Cable with Part No. 9274 Standard Alligators

| Part No. | Cable | Tip | Ring | Sleeve |
|-------------|-------------|------------|------------|------------|
| 2528-(lgth) | 2100 Series | Std. Gator | Std. Gator | Std. Gator |

Cable with Part No. 9275 Miniature Alligators

| Part No. | Cable | Tip | Ring | Sleeve |
|---------------|-------------|------------|------------|------------|
| 2528 M-(lgth) | 2100 Series | Mini Gator | Mini Gator | Mini Gator |

SHIELDED BALANCE LINE, DOUBLE BANANA PLUGS TO WE-310 PHONE PLUG (PJ-051 EQUIVALENT)



18 AWG
4" Lead Green

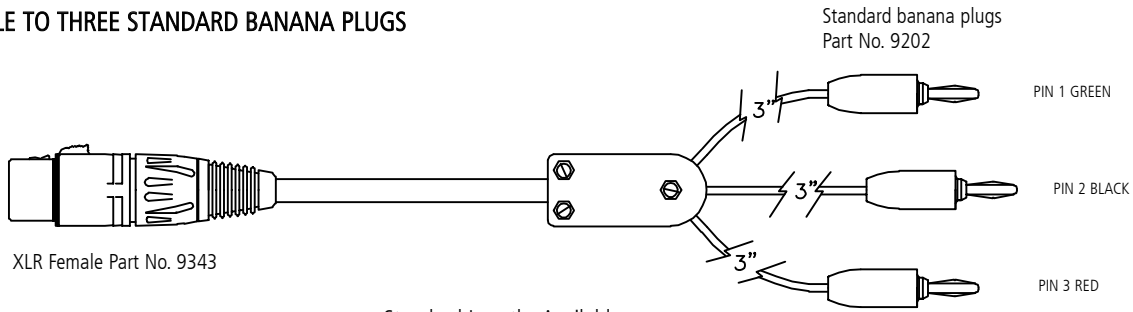
Standard Lengths Available:

| Part No. | Cable |
|-------------|-------------|
| 2503-(lgth) | 2200 Series |

| | | | |
|-----|------|-----|-------|
| 18" | 45cm | 36" | 90cm |
| 24" | 60cm | 48" | 120cm |
| 30" | 75cm | 60" | 150cm |

E-Z-HOOK XLR TEST CABLES

XLR FEMALE TO THREE STANDARD BANANA PLUGS

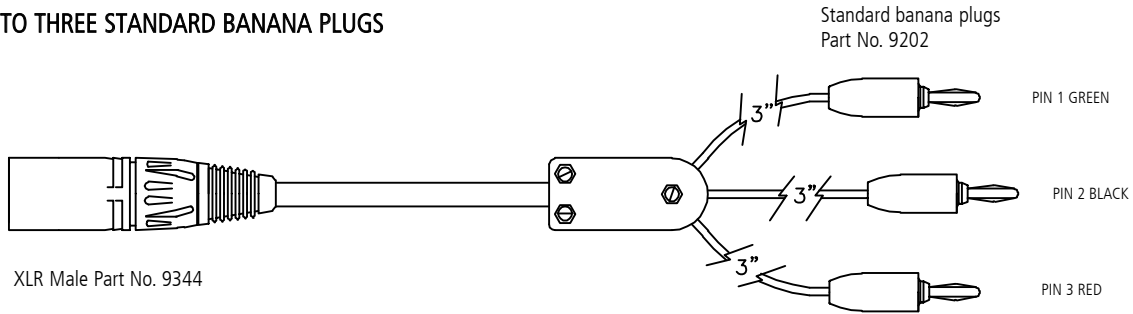


Standard Lengths Available:

| Part No. | Cable |
|-----------------------|-------------|
| 5023F-(length) | 5000 Series |

| | | | |
|-----|------|-----|-------|
| 18" | 45cm | 36" | 90cm |
| 24" | 60cm | 48" | 120cm |
| 30" | 75cm | 60" | 150cm |

XLR MALE TO THREE STANDARD BANANA PLUGS

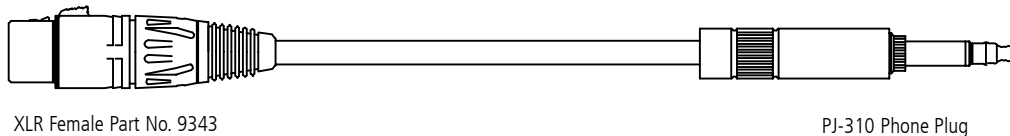


Standard Lengths Available:

| Part No. | Cable |
|----------------------|-------------|
| 5023-(length) | 5000 Series |

| | | | |
|-----|------|-----|-------|
| 18" | 45cm | 36" | 90cm |
| 24" | 60cm | 48" | 120cm |
| 30" | 75cm | 60" | 150cm |

XLR FEMALE TO PJ-310 PHONE PLUG




Standard Lengths Available:

| Part No. | Cable |
|-----------------------|-------------|
| 5005F-(length) | 5000 Series |

| | | | |
|-----|------|-----|-------|
| 18" | 45cm | 36" | 90cm |
| 24" | 60cm | 48" | 120cm |
| 30" | 75cm | 60" | 150cm |

PJ-310 Phone Plug
Part No. 9322
See page 98

XLR MALE TO PJ-310 PHONE PLUG



Standard Lengths Available:

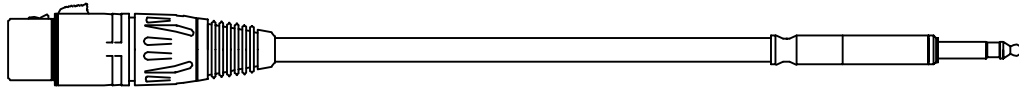
| Part No. | Cable |
|----------------------|-------------|
| 5005-(length) | 5000 Series |

| | | | |
|-----|------|-----|-------|
| 18" | 45cm | 36" | 90cm |
| 24" | 60cm | 48" | 120cm |
| 30" | 75cm | 60" | 150cm |

PJ-310 Phone Plug
Part No. 9322
See page 98

E-Z-HOOK XLR TEST CABLES

XLR FEMALE TO BANTAM PHONE PLUG



XLR Female Part No. 9343


Bantam Plug Part No. 9320

Standard Lengths Available:

| Part No. | Cable |
|------------------------|-------------|
| 5003F -(length) | 5000 Series |

| | | | |
|-----|------|-----|-------|
| 18" | 45cm | 36" | 90cm |
| 24" | 60cm | 48" | 120cm |
| 30" | 75cm | 60" | 150cm |

XLR MALE TO BANTAM PHONE PLUG



XLR Male Part No. 9344

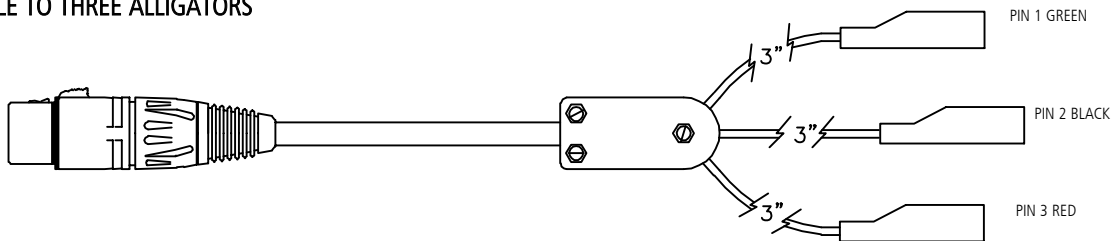
Bantam Plug Part No. 9320

Standard Lengths Available:

| Part No. | Cable |
|-----------------------|-------------|
| 5003 -(length) | 5000 Series |

| | | | |
|-----|------|-----|-------|
| 18" | 45cm | 36" | 90cm |
| 24" | 60cm | 48" | 120cm |
| 30" | 75cm | 60" | 150cm |

XLR FEMALE TO THREE ALLIGATORS



XLR Female Part No. 9343

Standard Lengths Available:

Cable with Standard Alligators Part No. 9274

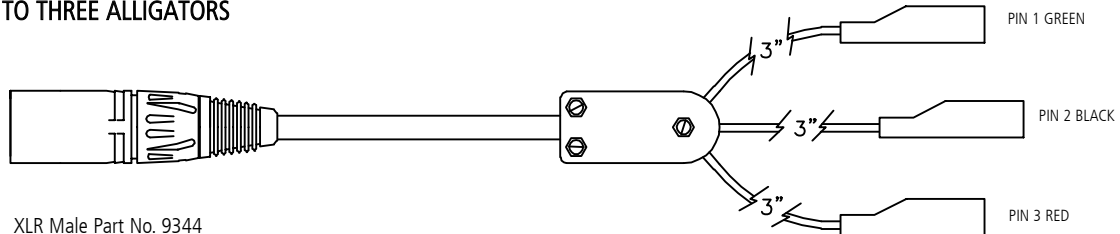
| Part No. | Cable |
|------------------------|-------------|
| 5028F -(length) | 5000 Series |

| | | | |
|-----|------|-----|-------|
| 18" | 45cm | 36" | 90cm |
| 24" | 60cm | 48" | 120cm |
| 30" | 75cm | 60" | 150cm |

Cable with Miniature Alligators Part No. 9275

| Part No. | Cable |
|-------------------------|-------------|
| 5028FM -(length) | 5000 Series |

XLR MALE TO THREE ALLIGATORS



XLR Male Part No. 9344

Standard Lengths Available:

Cable with Standard Alligators Part No. 9274

| Part No. | Cable |
|-----------------------|-------------|
| 5028 -(length) | 5000 Series |

| | | | |
|-----|------|-----|-------|
| 18" | 45cm | 36" | 90cm |
| 24" | 60cm | 48" | 120cm |
| 30" | 75cm | 60" | 150cm |

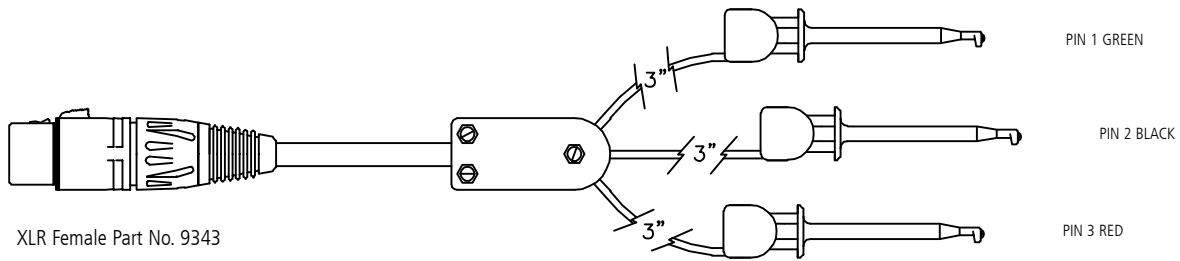
Cable with Miniature Alligators Part No. 9275

| Part No. | Cable |
|------------------------|-------------|
| 5028M -(length) | 5000 Series |

E-Z-HOOK XLR TEST CABLES

XLR FEMALE TO THREE MINI HOOKS

Mini-Hooks Part No. X100W



XLR Female Part No. 9343

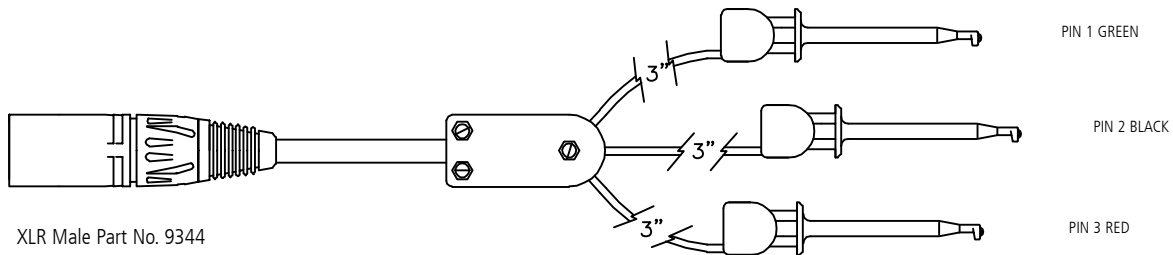
Standard Lengths Available:

| Part No. | Cable |
|----------------|-------------|
| 5020F-(length) | 5000 Series |

| | | | |
|-----|------|-----|-------|
| 18" | 45cm | 36" | 90cm |
| 24" | 60cm | 48" | 120cm |
| 30" | 75cm | 60" | 150cm |

XLR MALE TO THREE MINI HOOKS

Mini-Hooks Part No. X100W



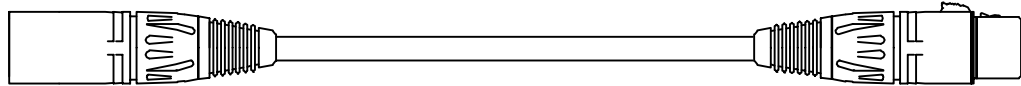
XLR Male Part No. 9344

Standard Lengths Available:

| Part No. | Cable |
|---------------|-------------|
| 5020-(length) | 5000 Series |

| | | | |
|-----|------|-----|-------|
| 18" | 45cm | 36" | 90cm |
| 24" | 60cm | 48" | 120cm |
| 30" | 75cm | 60" | 150cm |

XLR MALE TO XLR FEMALE



XLR Male Part No. 9344

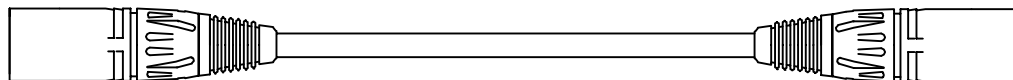
XLR Female Part No. 9343

Standard Lengths Available:

| Part No. | Cable |
|---------------|-------------|
| 5025-(length) | 5000 Series |

| | | | |
|-----|------|-----|-------|
| 18" | 45cm | 36" | 90cm |
| 24" | 60cm | 48" | 120cm |
| 30" | 75cm | 60" | 150cm |

XLR MALE TO XLR MALE



XLR Male Part No. 9344

XLR Male Part No. 9344

Standard Lengths Available:

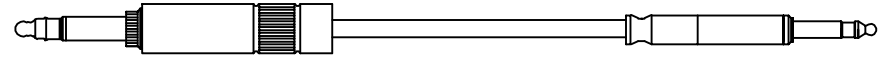
| Part No. | Cable |
|---------------|-------------|
| 5026-(length) | 5000 Series |

| | | | |
|-----|------|-----|-------|
| 18" | 45cm | 36" | 90cm |
| 24" | 60cm | 48" | 120cm |
| 30" | 75cm | 60" | 150cm |

CABLE ASSEMBLIES BETWEEN SERIES

WE 310 (PJ-051) PHONE PLUG TO BANTAM PLUG

| Part No. | Cable Type |
|---------------|-------------|
| 2603-(length) | 2200 Series |

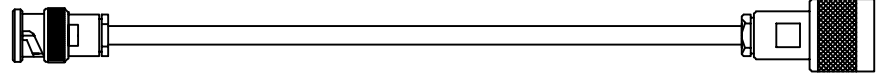


WE-310 Phone Plug: See Part No. 9322
Bantam Plug: See Part No. 9320

No sleeve connection on twisted pair.

BNC MALE TO TYPE "N" MALE

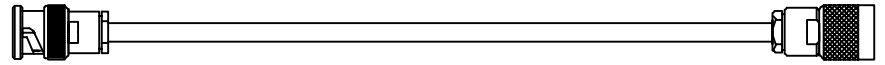
| Part No. | Cable Type |
|---------------|------------|
| 1327-(length) | RG 58 C/U |



"N" Series Male Connector: See Part No. 8918
BNC Male Connector: See Part No. 8920

BNC MALE TO TNC MALE

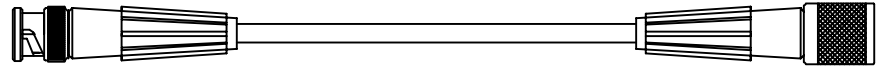
| Part No. | Cable Type |
|---------------|------------|
| 1357-(length) | RG 58 C/U |



TNC Male Connector: See Part No. 8904
BNC Male Connector: See Part No. 8920

BNC MALE TO UHF MALE WITH STRAIN RELIEF BOOTS

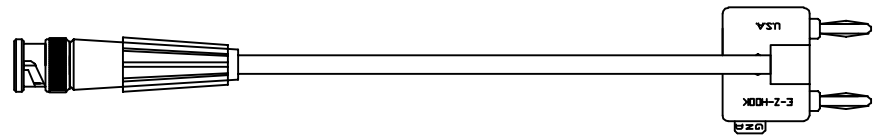
| Part No. | Cable Type |
|---------------|------------|
| 1027-(length) | RG 58 C/U |



BNC Male Connector: See Part No. 8901
UHF Male Connector: See Part No. 8911

BNC MALE WITH STRAIN RELIEF BOOT TO STACKING STANDARD DOUBLE BANANA PLUG

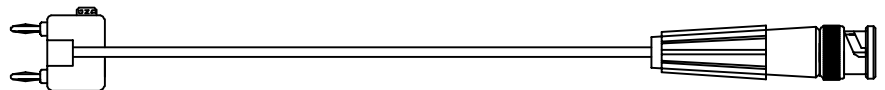
| Part No. | Cable Type |
|---------------|------------|
| 1028-(length) | RG 58 C/U |
| 4028-(length) | RG 174/U |
| 2028-(length) | MIC |



Stacking Standard Double Banana Plug: See Part No. DB-750
BNC Male Connector: See Part No. 8901

STACKING MINIATURE DOUBLE BANANA PLUG TO BNC MALE WITH STRAIN RELIEF BOOT

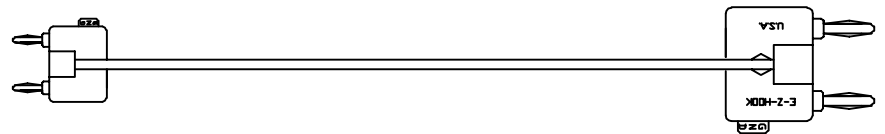
| Part No. | Cable Type |
|----------------|------------|
| 4028M-(length) | RG 174/U |



Stacking Miniature Double Banana Plug: See Part No. DB-500
BNC Male Connector: See Part No. 8905

STACKING MINIATURE DOUBLE BANANA PLUG TO STACKING STANDARD DOUBLE BANANA PLUG

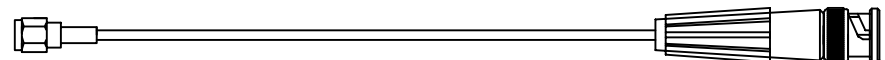
| Part No. | Cable Type |
|---------------|------------|
| 4058-(length) | RG 174/U |



Stacking Standard Double Banana Plug: See Part No. DB-750
Stacking Miniature Double Banana Plug: See Part No. DB-500

SMA MALE TO BNC MALE WITH STRAIN RELIEF BOOT

| Part No. | Cable Type |
|---------------|------------|
| 4527-(length) | RG 174/U |

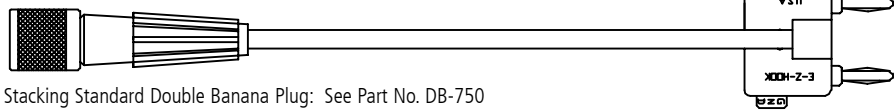


BNC Male Connector: See Part No. 8905
SMA Male Connector: See Part No. 8921

CABLE ASSEMBLIES BETWEEN SERIES

UHF MALE WITH STRAIN RELIEF BOOT TO STACKING STANDARD DOUBLE BANANA PLUG

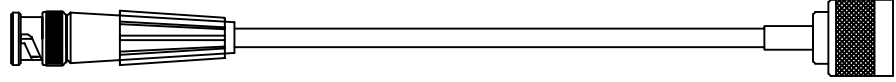
| Part No. | Cable Type |
|---------------|------------|
| 1037-(length) | RG 58 C/U |



Stacking Standard Double Banana Plug: See Part No. DB-750
UHF Male Connector: See Part No. 8911

BNC MALE TO "N" MALE, CRIMP STYLE

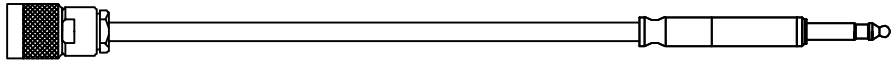
| Part No. | Cable Type |
|---------------|------------|
| 1312-(length) | RG 58 C/U |



BNC Male Connector: See Part No. 8901
"N" Series Male Connector: See Part No. 8930

TNC TO BANTAM

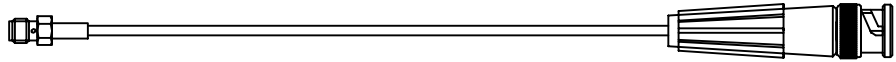
| Part No. | Cable Type |
|---------------|------------|
| 1319-(length) | RG 58 C/U |



Bantam Plug: See Part No. 9320
TNC Male Connector: See Part No. 8904

SMA FEMALE TO BNC MALE

| Part No. | Cable Type |
|---------------|------------|
| 4528-(length) | RG 174/U |

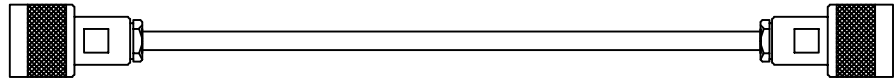


SMA Female Connector: See Part No. 8922
BNC Male Connector: See Part No. 8905

"N" SERIES CABLE ASSEMBLIES

"N" SERIES MALE TO MALE

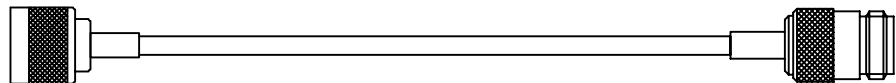
| Part No. | Cable Type |
|---------------|------------|
| 1326-(length) | RG 58 C/U |
| 1136-(length) | RG 142 B/U |



"N" Series Male Connector: See Part No. 8918. Conventional construction.

"N" SERIES MALE TO "N" SERIES FEMALE


| Part No. | Cable Type |
|---------------|------------|
| 1325-(length) | RG 58 C/U |



"N" Series Male Connector: See Part No. 8930
"N" Series Female Connector: Part No. 8919. Crimp assembly brass housing and fittings. Tri-Metal tarnish resistant plated teflon insulator. Beryllium copper center contact silver plated.

"N" SERIES MALE TO MALE

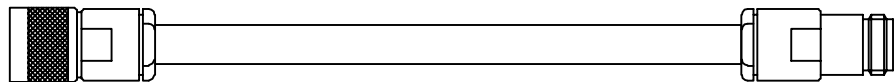
| Part No. | Cable Type |
|---------------|------------|
| 6126-(length) | RG 213/U |
| 6156-(length) | RG 214/U |



"N" Series Male Connector: See Part No. 8923. Conventional construction.

"N" SERIES MALE TO "N" SERIES FEMALE

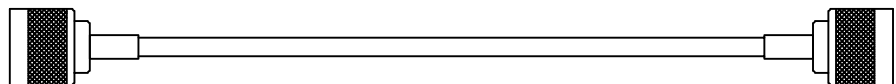
| Part No. | Cable Type |
|---------------|------------|
| 6125-(length) | RG 213/U |
| 6155-(length) | RG 214/U |



"N" Series Male Connector: See Part No. 8923. Conventional construction.
"N" Series Female Connector: See Part No. 8924.

"N" SERIES MALE TO MALE, CRIMP STYLE

| Part No. | Cable Type |
|---------------|------------|
| 1311-(length) | RG 58 C/U |

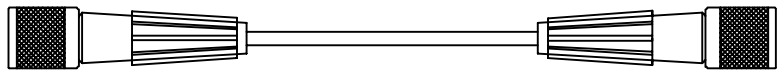


"N" Series Male Connector: See Part No. 8930. Crimp Assembly.

ASSORTED CABLE ASSEMBLIES

UHF MALE TO UHF MALE WITH STRAIN RELIEF BOOTS


| | |
|---------------|------------|
| Part No. | Cable Type |
| 1036-(length) | RG 58 C/U |



UHF Male Connector: See Part No. 8911B

LOC MALE TO LOC MALE WITH WEATHER PROOF SLEEVES

| | |
|---------------|------------|
| Part No. | Cable Type |
| 4326-(length) | RG 174/U |




LOC Male Connector: See Part No. 8931

VIDEO PATCH CORD JUMPERS WITH FLEXIBLE RUBBER STRAIN RELIEF BOOT

| | |
|----------------------------|------------|
| No. with .090" WE Type Pin | |
| Part No. | Cable Type |
| 7583-(length) | RG 59/U |

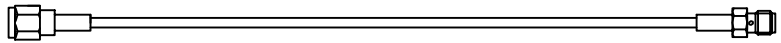
| Wire Length | |
|-------------|---------------|
| Inches | Metric Equiv. |
| 36 | 90cm |
| 72 | 183cm |
| 108 | 274cm |
| 144 | 372cm |



Connector with flexible strain relief boot.

SMA MALE TO SMA FEMALE

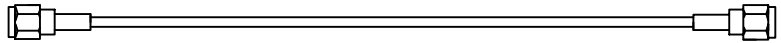
| | |
|---------------|------------|
| Part No. | Cable Type |
| 4525-(length) | RG 174/U |
| 4155-(length) | RG 316/U |



SMA Male Connector: See Part No. 8921
SMA Female Connector: See Part No. 8922

SMA MALE TO SMA MALE

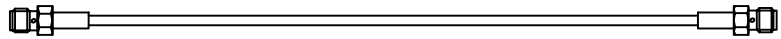
| | |
|---------------|------------|
| Part No. | Cable Type |
| 4526-(length) | RG 174/U |
| 4156-(length) | RG 316/U |



SMA Male Connector: See Part No. 8921

SMA FEMALE TO SMA FEMALE


| | |
|---------------|------------|
| Part No. | Cable Type |
| 4524-(length) | RG 174/U |



SMA Female Connector: See Part No. 8922

TNC MALE TO TNC MALE

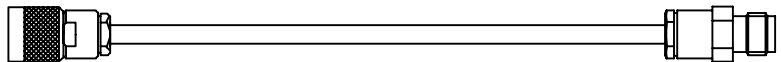
| | |
|---------------|------------|
| Part No. | Cable Type |
| 1356-(length) | RG 58 C/U |
| 1156-(length) | RG 142 B/U |



TNC Male Connector: See Part No. 8904

TNC MALE TO TNC FEMALE

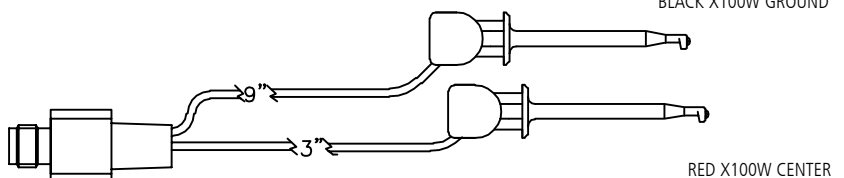
| | |
|---------------|------------|
| Part No. | Cable Type |
| 1355-(length) | RG 58 C/U |
| 1155-(length) | RG 142 B/U |



TNC Male Connector: See Part No. 8904
TNC Female Connector: See Part No. 8917

TNC FEMALE TO E-Z-MINI HOOK ADAPTER

| | |
|---------------|------------|
| Part No. | Cable Type |
| 1301-(length) | 500 Series |



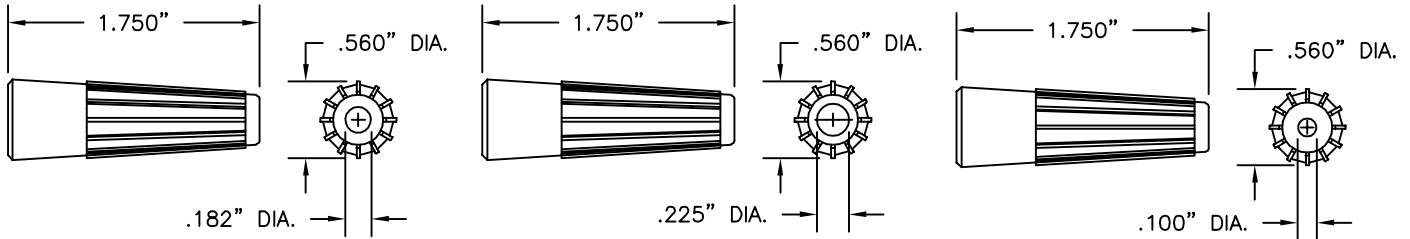
TNC Female Connector: See Part No. 9317
E-Z-Mini Hook: See Part No. X100W

Wire: 20AWG 105x40 Tinned Copper, PVC Insulation .080" O.D.

ACCESSORIES

STRAIN RELIEF BOOTS FOR COAXIAL CONNECTORS

Construction: Molded of PVC.
Color: Available in 10 standard colors.

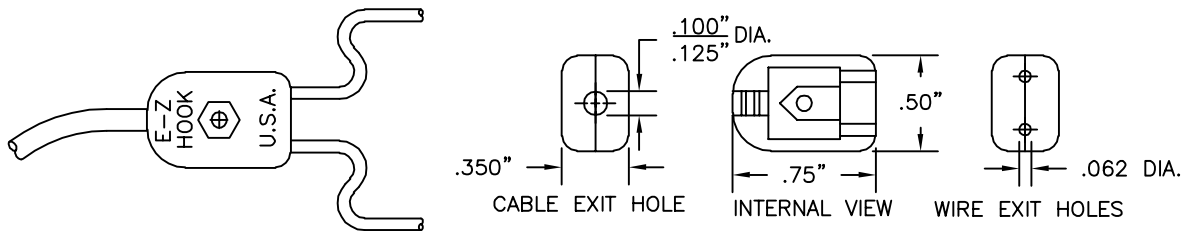


| Part No. | Description |
|----------|-------------------|
| SR 58 | For RG58C/U Cable |

| Part No. | Description |
|----------|------------------|
| SR 59 | For RG59/U Cable |

| Part No. | Description |
|----------|------------------|
| SR 174 | For RG174U Cable |

PART NO. Y3000 IN-LINE Y BLOCK FOR MINIATURE CABLE



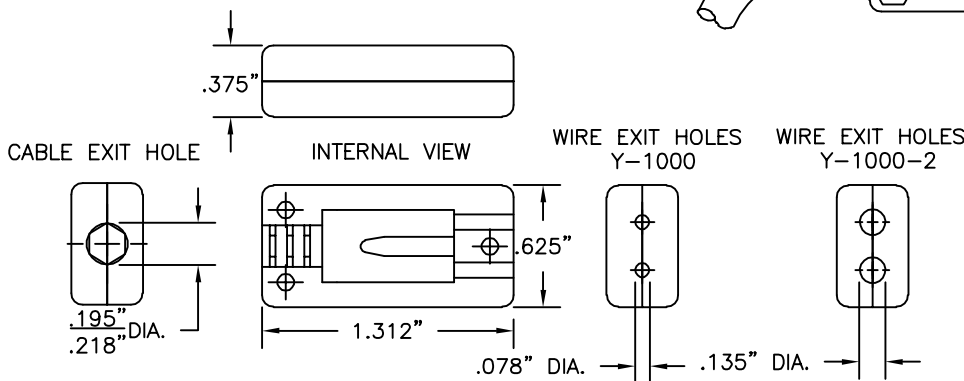
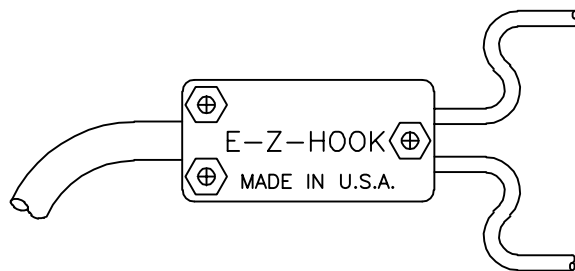
| Part No. | Description |
|----------|-----------------------------|
| Y3000 | Y Block for Miniature Cable |

Insulated housing for Y splicing on RG 174/U cable. Cable entrance hole has built-in strain relief. Two .070" (1.78mm) diameter lead exit holes accommodate 22 or 20 AWG insulated lead wire.

Construction: Two-piece body molded of durable nylon. Completely field serviceable.
Color: Black.

PART NO. Y 1000 AND Y1000-2 IN-LINE Y BLOCK FOR STANDARD SIZE CABLES

| Part No. | Description |
|----------|----------------------------|
| Y1000 | Y Block for Standard Cable |
| Y1000-2 | Y Block for Large Cable |



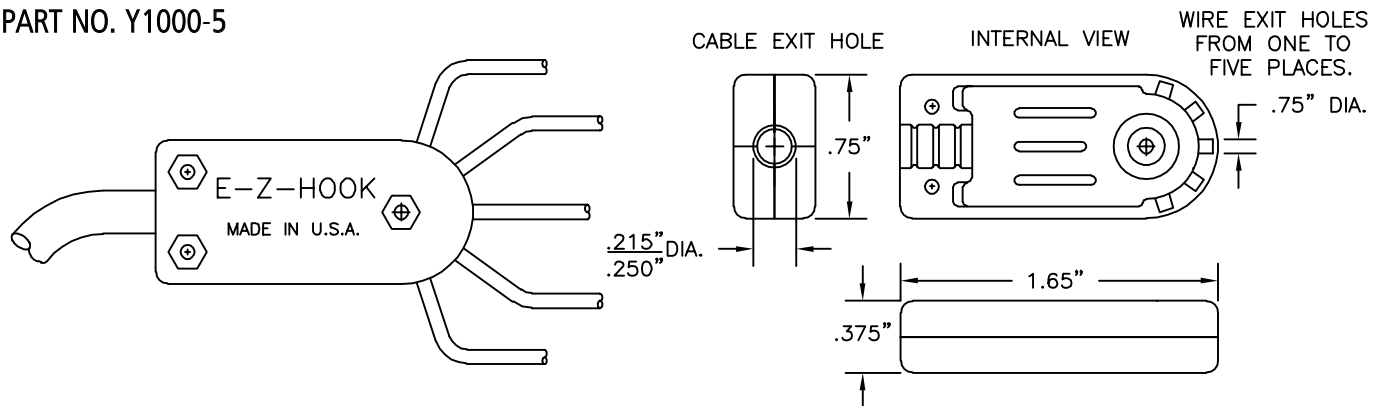
Model Y1000 Insulated housing for Y splicing, has built-in strain relief. RG58C/U cable may be adapted to various size cables. Two .070" (1.78mm) diameter lead exit holes accommodate 22 or 20 AWG insulated lead wire.

Model Y1000-2 has two .144" (3.58mm) diameter lead exit holes to accommodate most 14-18 AWG insulated lead wire.

Construction: Two-piece body molded of durable nylon. Completely field serviceable.
Color: Black

ACCESSORIES

PART NO. Y1000-5



Model Y1000-5 insulated housing for Y splicing, has built-in strain relief. .215"/.250" diameter cable may be adapted to various size cables. One to five outlets .070"/.080" diameter lead exit holes accommodate 22 or 20 AWG insulated lead wire.

Construction: Two-piece body molded of durable nylon. Completely field serviceable.

Color: Black.

TEST CABLE WALL BRACKETS

Sturdy wall-mount brackets with deep slots hold test leads and cables for easy selection.

| Part No. | Description |
|------------|---------------------|
| WB6 | 6-Slot Wall Bracket |

Small six-slot wall bracket for holding test leads and cables.

Color: Blue

WB6 Dimensions:

3.00" High x 5.00" Wide
Fingers protrude 3.43"
Slots are .25" wide
Mounting holes are on 3.75" centers

| Part No. | Description |
|-------------|----------------------|
| WB14 | 13-Slot Wall Bracket |

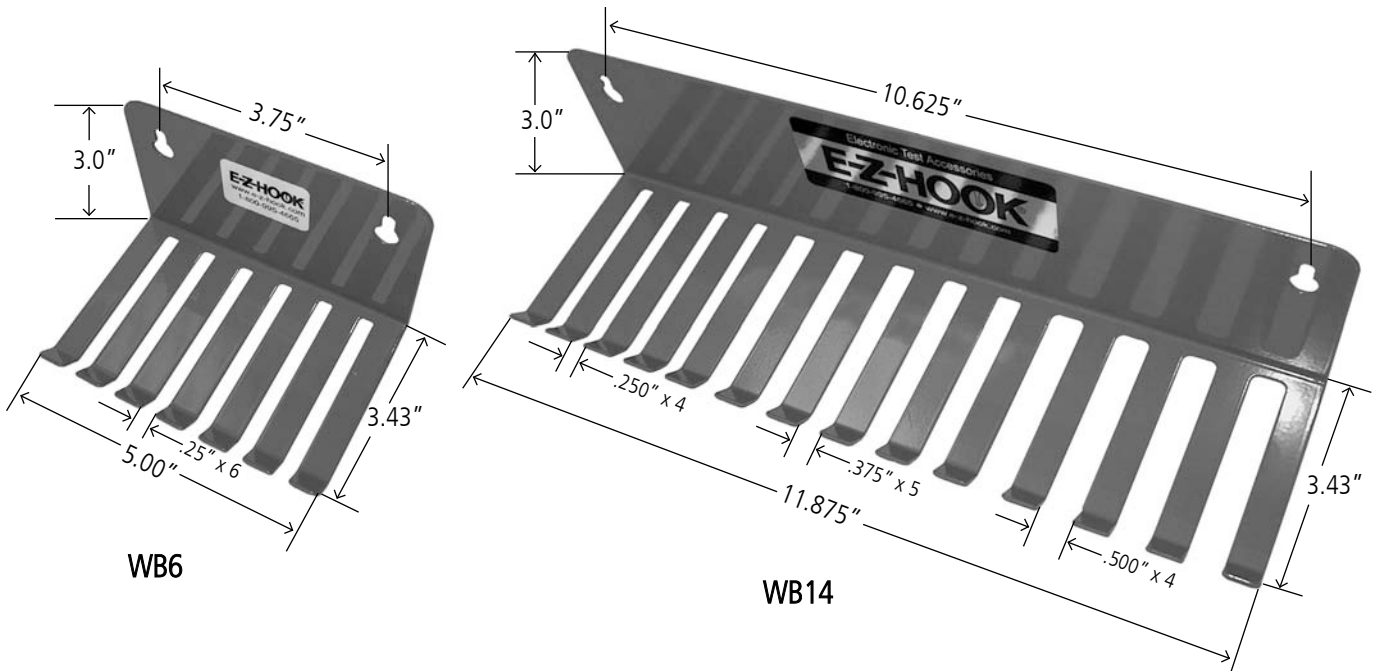
Large 13-slot wall bracket for holding test leads and cables.

Three distinct slot widths for various gauge cables.

Color: Blue

WB14 Dimensions:

3.00" High x 11.875" Wide
Fingers protrude 3.43"
4 slots are .25" wide, 5 slots are .375" wide, and 4 slots are .500" wide
Mounting holes are on 10.625" centers



COLOR-CODING BANDS

Package of 10 or 100 snap-on bands for color-coding coaxial cables. Available in 3 sizes to fit RG174/U cable (.100" (2.54mm) I.D.), RG58C/U cable (.187" (4.7mm) I.D.), and RG59/U cable (.218" (5.5mm) I.D.).

Color: Available in 10 Colors.



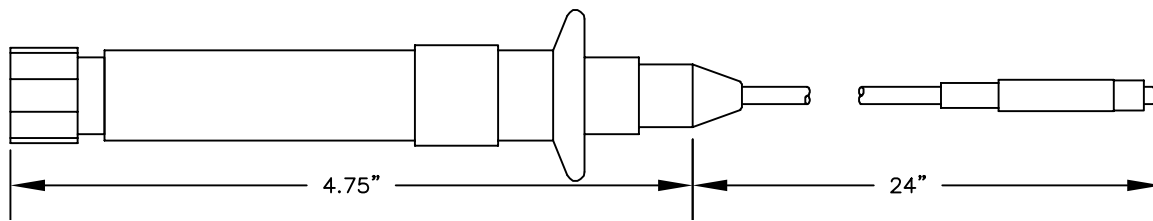
| Part No. | Description |
|----------------------|-------------------|
| M-100-(color) | For RG174/U Cable |

| Part No. | Description |
|----------------------|-------------------|
| M-187-(color) | For RG58C/U Cable |

| Part No. | Description |
|----------------------|-------------------|
| M-218-(color) | For RG59C/U Cable |

ACCESSORIES

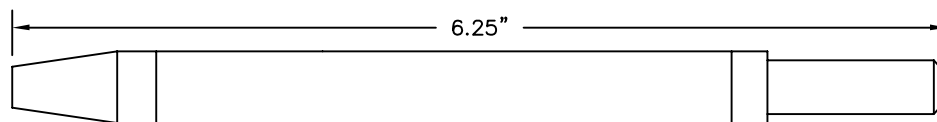
E-Z-LIGHT



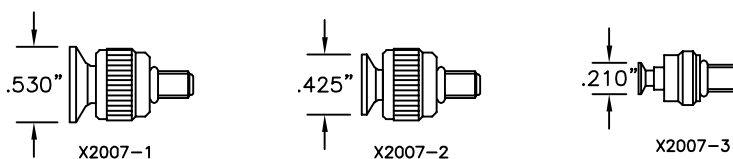
| Part No. | Description |
|----------|-------------|
| SNS-24 | E-Z-Light |

Fully insulated flexible inspection light for visibility in hard to reach and see areas.
Length: 24 inches.

VACUUM HANDLING TOOL



| Part Number | Description |
|-------------|----------------------------|
| X2007 | Vacuum Pen with Three Cups |
| X2007-1 | .530" Diameter Cup |
| X2007-2 | .425" Diameter Cup |
| X2007-3 | .210" Diameter Cup |



Features:

- Three different cup sizes included with handle .530" diameter, .425" diameter .210" diameter
- Eliminates need to touch fragile QFP and SOIC packages.
- ESD safe.
- Pick-up weight of 100 grams.

Vacuum Handling Tool:

This tool allows you to pick and place fine pitch devices with out having to touch them directly by using vacuum pressure to hold the IC to the end of the tool. Choose one of three suction cups that best suit the size IC you are working with. Place the tool, press the plunger down and release. Once installed the device can be moved without fear from bending leads or static electricity damage.

PLCC EXTRACTION TOOL

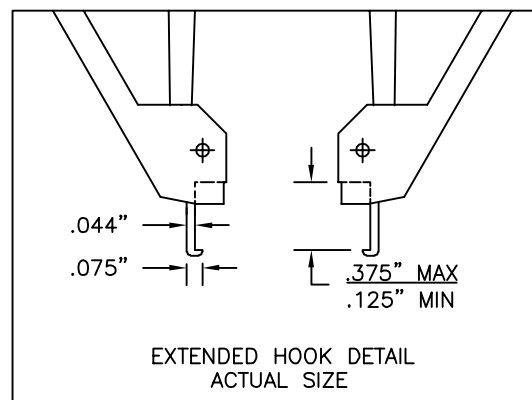
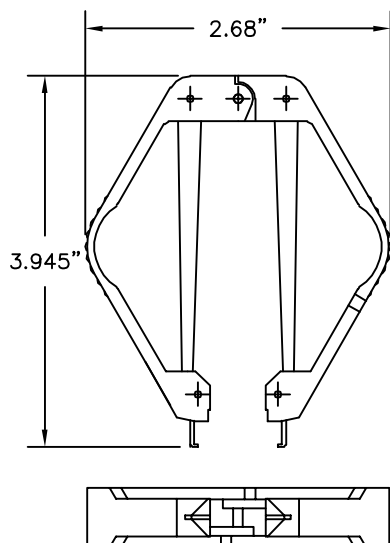
| Part Number | Description |
|-------------|-----------------|
| X2006 | Extraction Tool |

Construction: Two molded nylon finger and thumb pinchers with nickel plated steel extractor hooks.

Colors: Available in black only.


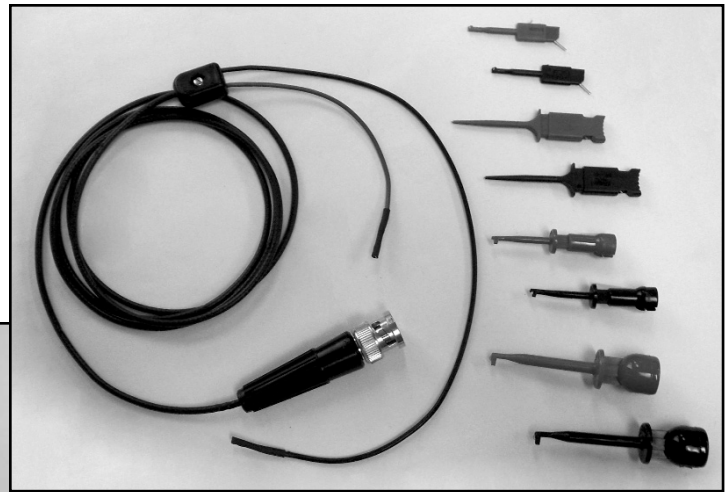
Features:

- Tool is used to extract PLCC packages from their production sockets.
- Utilizes the two corners of a production socket for extracting a PLCC.
- Straight pull prevents bending or breaking of leads.
- Tool will work on PLCC packages with 20, 28, 32, 44, 52, 68, 84, and 100 pin count.



E-Z-HOOK TEST KITS

E-Z-Hook offers an assortment of kits and test lead sets. All test components come in one package for ease of use and organization. Preassembled kits and custom kits are available. Please contact us directly if you are interested in purchasing a custom kit. At E-Z-Hook, custom is standard.



BUILD YOUR OWN KIT!
 Select your own kit components, or choose from one of our preassembled test kits.

KITS

The following banana plugs and sockets are available with kits 3508, 3509, 3510, 3512, and 3515. Please refer to each individual kit part number chart for ordering information so you select the part that best matches your requirement.

| | |
|--|---|
| <p>P/N 9304 Standard Right Angle Banana Plug Fits standard or shrouded banana sockets</p> | <p>P/N 9301 Shrouded Right Angle Banana Plug Fits Amprobe and some Beckman</p> |
| <p>P/N 9302 Shrouded Right Angle Banana Plug Fits B&K, Beckman, Amprobe, HP, Fluke, Meterman and Greenlee</p> | <p>P/N 9309 Shrouded Right Angle Banana Socket Fits Simpson and Triplet</p> |

TEST LEAD KITS

NOTE:

The following kits come with a red and black set of leads with a right angle banana plug or socket of your choice (see page 109) to a standard banana plug. Please see each individual chart for ordering information and to select the part that best matches your requirement.

TEST LEAD KIT 3508

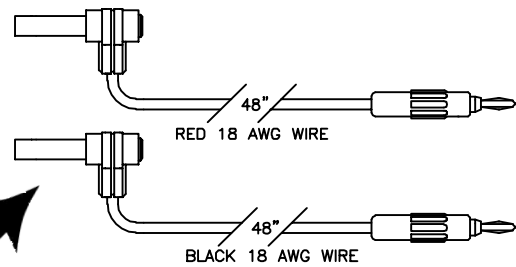
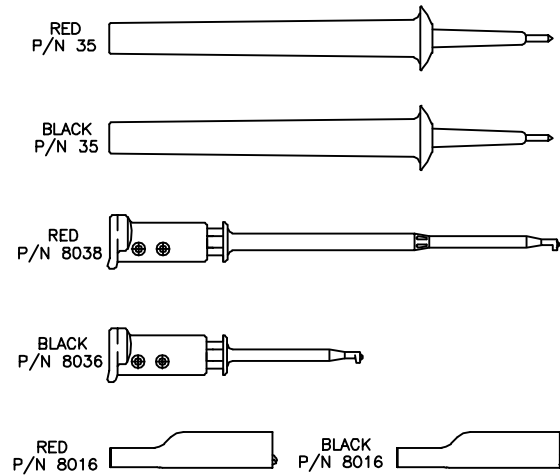
| Part No. | Interface Description |
|----------|--|
| 3508-1 | Test Kit: with Std. Right Angle Banana Plug (P/N 9304) |
| 3508-2 | Test Kit: with Shrouded Right Angle Banana Plug; fits Amprobe & some Beckman (P/N 9301) |
| 3508-3 | Test Kit: with Shrouded Right Angle Banana Plug; fits B&K, Beckman, Amprobe, HP, Fluke, Meterman, and Greenlee (P/N 9302) |
| 3508-4 | Test Kit: with Shrouded Right Angle Banana Socket; fits Simpson & Triplet (P/N 9309) |

Kit is packaged in a reusable zipper bag.

Kit Components:

- 1 R/B set of leads with right angle banana plug or socket to standard banana plug. 18 AWG, 48" long PVC
- 1 R/B set of pin tip test probes
- 1 hypo-action mini-hook XL1 with banana socket, red
- 1 hypo-action mini-hook X100W with banana socket, black
- 1 R/B set of standard alligator clips with banana sockets

Select right angle banana style from chart on page 109.



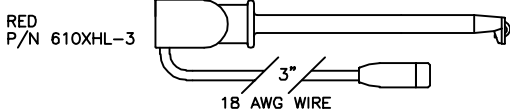
TEST LEAD KIT 3509

| Part No. | Interface Description |
|----------|--|
| 3509-1 | Test Kit: with Std. Right Angle Banana Plug (P/N 9304) |
| 3509-2 | Test Kit: with Shrouded Right Angle Banana Plug; fits Amprobe & some Beckman (P/N 9301) |
| 3509-3 | Test Kit: with Shrouded Right Angle Banana Plug; fits B&K, Beckman, Amprobe, HP, Fluke, Meterman, and Greenlee (P/N 9302) |
| 3509-4 | Test Kit: with Shrouded Right Angle Banana Socket; fits Simpson & Triplet (P/N 9309) |

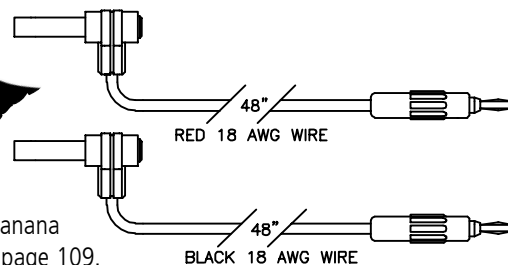
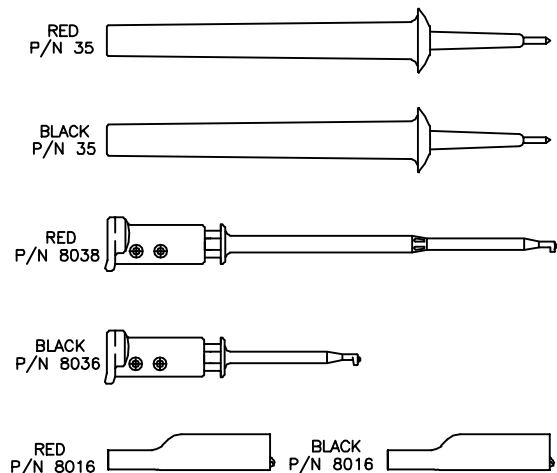
Kit is packaged in a reusable zipper bag.

Kit Components:

- 1 R/B set of leads with right angle banana plug or socket to standard banana plug. 18 AWG, 48" long PVC
- 1 macro-hook to standard banana socket, red
- 1 pin tip test probe, red
- 1 hypo-action mini-hook XL with banana socket, red
- 1 hypo-action mini-hook X100W with banana socket, black
- 1 R/B set of standard alligator clips with banana sockets



Select right angle banana style from chart on page 109.



DELUXE TEST LEAD KIT

NOTE:

This kit comes with a red and black set of leads with a right angle banana plug or socket of your choice (see page 109) to a heavy duty standard banana plug, and another set to a pin tip test probe. Please see the chart for ordering information and to select the part that best matches your requirement.

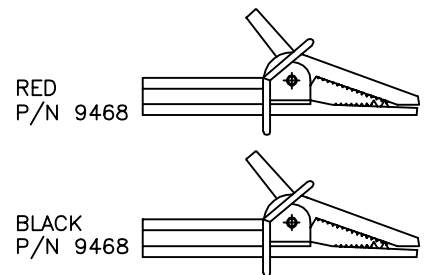
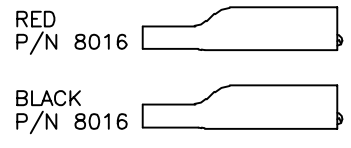
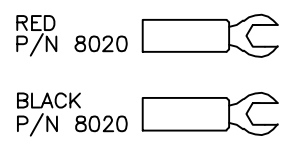
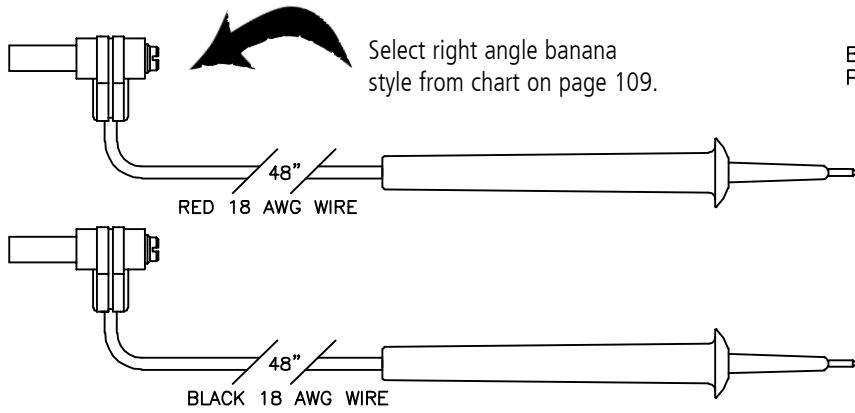

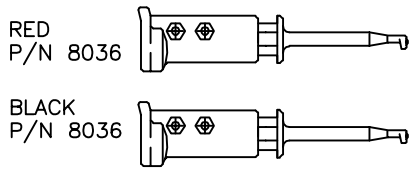
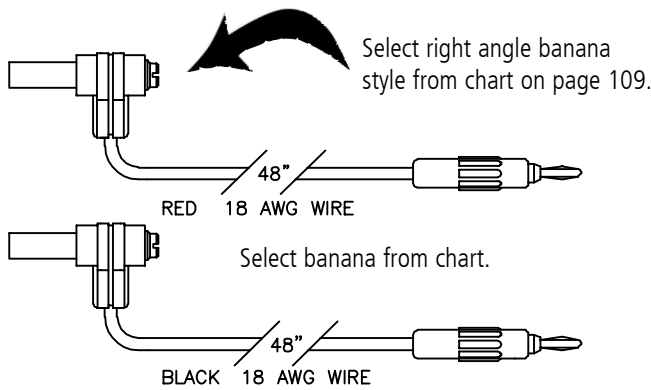
DELUXE TEST LEAD KIT 3515

| Part No. | Interface Description |
|----------|--|
| 3515-1 | Test Kit: with Std. Right Angle Banana Plug (P/N 9304) |
| 3515-2 | Test Kit: with Shrouded Right Angle Banana Plug; fits Amprobe & some Beckman (P/N 9301) |
| 3515-3 | Test Kit: with Shrouded Right Angle Banana Plug; fits B&K, Beckman, Amprobe, HP, Fluke, Meterman, and Greenlee (P/N 9302) |
| 3515-4 | Test Kit: with Shrouded Right Angle Banana Socket; fits Simpson & Triplett (P/N 9309) |

Kit is packaged in a reusable zipper bag.

Kit Components:

- 1 R/B set of leads with right angle banana plugs or sockets to heavy duty standard banana plug. 18 AWG, 48" long PVC
- 1 R/B set of leads with right angle banana plugs or sockets to pin tip test probes (see probe 30), 18 AWG, 48" long PVC
- 1 R/B set of hypo-action X100W mini-hooks with standard banana sockets
- 1 R/B set of needle tip test probes (see probe 36) with banana sockets
- 1 R/B set of standard banana plugs with banana sockets (accepts shrouded plugs)
- 1 R/B set of .250" spade lugs with banana sockets
- 1 R/B set of standard alligator clips with banana sockets
- 1 R/B set of large alligator clips with banana sockets (accepts shrouded plugs)



KITS

HOOK and LEAD ASSORTMENT TEST KITS

NOTE:

The following kits come with a red and black set of leads with a right angle banana plug or socket or your choice (see page 109) to a .025" square socket. This .025" square socket plugs in to the assortment of hooks provided with these kits. Please see each individual chart for ordering information and to select the part that best matches your requirement.

HOOK and LEAD ASSORTMENT KIT 3510

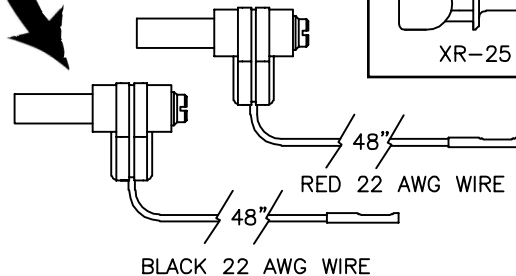
| Part No. | Interface Description |
|----------|--|
| 3510-1 | Test Kit: with Std. Right Angle Banana Plug (P/N 9304) |
| 3510-2 | Test Kit: with Shrouded Right Angle Banana Socket; fits Simpson & Triplett (P/N 9309) |
| 3510-3 | Test Kit: with Shrouded Right Angle Banana Plug; fits B&K, Beckman, Amprobe, HP, Fluke, Meterman, and Greenlee (P/N 9302) |
| 3510-4 | Test Kit: with Shrouded Right Angle Banana Plug; fits Amprobe & some Beckman (P/N 9301) |

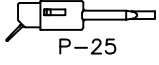
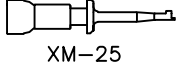
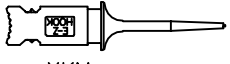
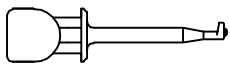
Kit is packaged in a reusable zipper bag.

Kit Components:

- 1 R/B set of leads with right angle banana plug or socket to .025" square socket, 22 AWG, 48" PVC
- 1 R/B set of P-25 hooks with .025" square pin
- 1 R/B set of XM-25 micro-hooks with .025" square pin
- 1 R/B set of XKM double grippers with .025" square pins
- 1 R/B set of XR-25 mini-hooks with .025" square pin

Select right angle banana style from chart on page 109.



| Each kit includes TWO of the following hooks. (RED, BLACK) | |
|---|----|
|  | x2 |
|  | x2 |
|  | x2 |
|  | x2 |

HOOK and LEAD ASSORTMENT KIT 3512

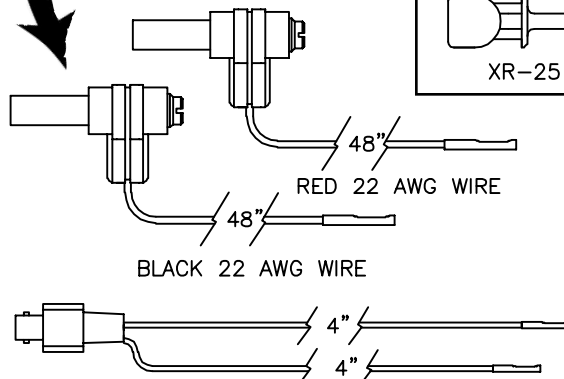
| Part No. | Interface Description |
|----------|--|
| 3512-1 | Test Kit: with Std. Right Angle Banana Plug (P/N 9304) |
| 3512-2 | Test Kit: with Shrouded Right Angle Banana Socket; fits Simpson & Triplett (P/N 9309) |
| 3512-3 | Test Kit: with Shrouded Right Angle Banana Plug; fits B&K, Beckman, Amprobe, HP, Fluke, Meterman, and Greenlee (P/N 9302) |
| 3512-4 | Test Kit: with Shrouded Right Angle Banana Plug; fits Amprobe & some Beckman (P/N 9301) |

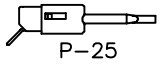
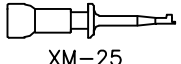
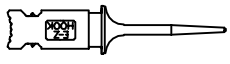
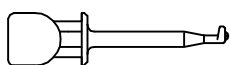
Kit is packaged in a reusable zipper bag.

Kit Components:

- 1 R/B set of leads with right angle banana plug or socket to .025" square socket, 22 AWG, 48" PVC
- 1 BNC female to .025" square sockets
- 1 R/B set of P-25 hooks with .025" square pin
- 1 R/B set of XM-25 micro-hooks with .025" square pin
- 1 R/B set of XKM double grippers with .025" square pins
- 1 R/B set of XR-25 mini-hooks with .025" square pin

Select right angle banana style from chart on page 109.



| Each kit includes TWO of the following hooks. (RED, BLACK) | |
|---|----|
|  | x2 |
|  | x2 |
|  | x2 |
|  | x2 |

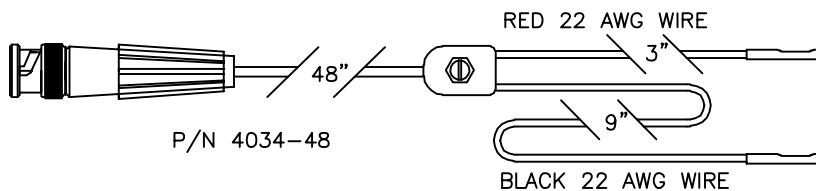
HOOK and CABLE ASSORTMENT KIT 3511

| Part No. | Interface Description |
|----------|---------------------------|
| 3511 | BNC Male 50 Ohm Connector |

Kit is packaged in a reusable zipper bag.

Kit Components:

- 1 RG174 cable with BNC male to two .025" square socket leads; 48" long cable assembly (P/N 4034-48)
- 1 R/B set of P-25 hooks with .025" square pin
- 1 R/B set of XM-25 micro-hooks with .025" square pin
- 1 R/B set of XKM double grippers with .025" square pins
- 1 R/B set of XR-25 mini-hooks with .025" square pin



Each kit includes **TWO** of the following hooks. (RED, BLACK)

| | | |
|--|-------|----|
| | P-25 | x2 |
| | XM-25 | x2 |
| | XKM | x2 |
| | XR-25 | x2 |



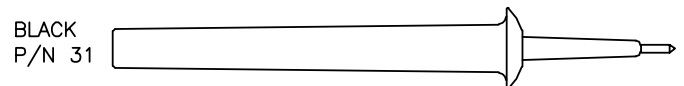
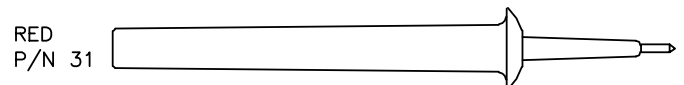
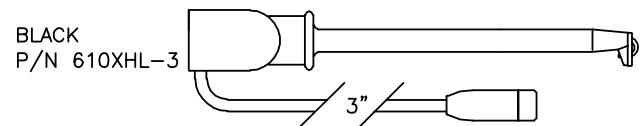
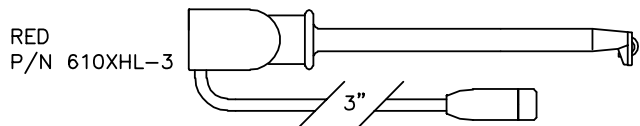
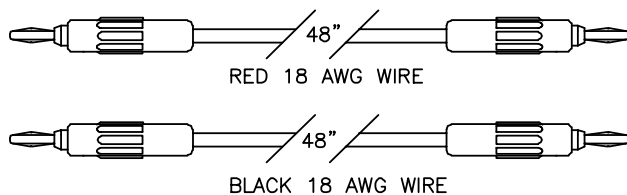
TEST LEAD KIT 3516

| Part No. | Interface Description |
|----------|-----------------------|
| 3516 | Test Lead Kit |

Kit is packaged in a reusable zipper bag.

Kit Components:

- 1 R/B set of leads with standard banana plug to standard banana plug, 18 AWG, 48" long PVC (see p/n 9183-48)
- 1 R/B set of 610XHL-3 hooks
- 1 R/B set of pin tip test probes
- 1 R/B set of standard insulated alligator clips



E-Z-FLEX ADAPTER KITS

| KIT NUMBER | COMPONENTS | |
|-----------------|--|----------------|
| 9099-0316 | 16-piece full set includes 1 Red, 1 Black of all 8 sockets and pins. | |
| SOCKET Part No. | PIN Part No. | DIAMETER |
| 9334 | 9338 | .030" (.762mm) |
| 9335 | 9339 | .040" (1.02mm) |
| 9336 | 9340 | .062" (1.60mm) |
| 9337 | 9341 | .094" (2.36mm) |

All 8 sockets and pins are available in colors red and black, and can be purchased individually. All pin and socket test adapters have a standard banana socket in the back.

Kit is packaged in a plastic box.

Refer to page 62 for more E-Z-Flex information.



AUTOMOTIVE TEST KITS

| Part No. | Hook Style | Wire Type |
|----------|------------|-------------------|
| 3501 | 610XJL-3 | 18 AWG PVC |
| 3502 | 410XJL-3 | 18 AWG Silicone |
| 3503* | 610XJL-3 | 18 AWG Coiled PVC |

- 1 R/B set of 36" leads, standard banana plug to standard banana plug
- 1 144" lead, standard banana plug to standard banana plug ground extension lead, black
- 1 insulation piercing macro-hook to standard banana socket, red (P/N 610XJL-3)
- 1 pin tip test probe with banana socket, red (P/N 31)
- 1 R/B set of standard insulated alligator clips with banana sockets (P/N 8016)
- Kit packaged in nylon box



*If ordering coiled PVC, please note that the black ground lead will be provided with standard PVC.

| Part No. | Hook Style | Wire Type |
|----------|------------|-------------------|
| 3601 | XEL | 18 AWG PVC |
| 3602 | XEL | 18 AWG Silicone |
| 3603* | XEL | 18 AWG Coiled PVC |

- 1 R/B set of 36" leads, standard banana plug to standard banana plug
- 1 144" lead, standard banana plug to standard banana plug ground extension lead, black
- 1 insulation piercing XEL hook with banana socket, red (P/N XEL)
- 1 pin tip test probe with banana socket, red (P/N 31)
- 1 R/B set of standard insulated alligator clips with banana sockets (P/N 8016)
- Kit packaged in nylon box



*If ordering coiled PVC, please note that the black ground lead will be provided with standard PVC.

KITS


DELUXE AUTOMOTIVE TEST KITS

| Part No. | Hook Style | Wire Type | Deluxe Lead Set |
|----------|------------|-----------------|-----------------|
| 3504 | 610XJL-3 | 18 AWG PVC | 3519 |
| 3505 | 410XJL-3 | 18 AWG Silicone | 3520 |
| 3604 | XEL | 18 AWG PVC | 3519 |
| 3605 | XEL | 18 AWG Silicone | 3520 |

- 1 R/B set of insulation piercing hooks with banana socket (select 610XJL-3 or XEL)
- 1 R/B set of pin tip test probes with banana sockets (P/N 31)
- 1 R/B set of standard insulated alligator clips with banana sockets (P/N 8016)
- 1 R/B set of heavy duty alligator clips with banana sockets (P/N 9468))
- 1 Deluxe Lead Set (includes 5 leads). Select PVC or Silicone wire. (See P/N 3519 & 3520)
- Kit packaged in nylon box



Kit provided with above components, deluxe lead set, and your choice of XJL or XEL hooks.



DELUXE LEAD SET

| Part No. | Lead Wire Type | Includes: |
|----------|-----------------|---|
| 3519 | 18 AWG PVC | 9820-18R/B, 9820-48 R/B, 9183-144RED |
| 3520 | 18 AWG Silicone | 9897-18R/B, 9897-48 R/B, 9883SIL-144RED |

Includes Five (5) Leads:

Two (2) right angle banana plugs to standard banana plugs, 18" long (1 red, 1 black); two (2) right angle banana plugs to standard banana plugs, 48" long (1 red, 1 black); one (1) standard banana plug to standard banana plug, 144" long (red). Select from standard PVC or silicone wire. Shrouded right angle banana plugs fit B&K, Beckman, Amprobe, HP, Fluke, Metorman, and Greenlee.



ALPHA NUMERICAL INDEX

FOR PART NUMBERS NOT LISTED IN THE INDEX, PLEASE CONTACT FACTORY.

| PART NO. | PAGE NO. | PART NO. | PAGE NO. | PART NO. | PAGE NO. | PART NO. | PAGE NO. | PART NO. | PAGE NO. | PART NO. | PAGE NO. |
|----------|----------|------------|----------|-------------|----------|------------|----------|----------|----------|----------|----------|
| AT-3 | 77 | P303-(L) | 05 | XK | 07 | 95-1-1 | 42 | 212XG | 10 | 304XM | 08 |
| AT-6 | 77 | P304-(L) | 05 | XK25SS | 07 | 95-10-1 | 42 | 212XK | 10 | 304XR | 15 |
| AT-10 | 77 | P313-(L) | 05 | XKM | 07 | 95-10-2 | 42 | 212XL1 | 18 | | |
| AT-14 | 77 | P330-(L) | 05 | XL1 | 14 | 95-10-3 | 42 | 212XM | 10 | 313W | 15 |
| AT-20 | 77 | | | XL1-NM | 14 | 95-10-1R | 42 | 212XR | 18 | 313XG | 08 |
| | | P703-(L) | 05 | XL1A | 14 | 95-SW-1 | 42 | 213W | 15 | 313XK | 08 |
| AX1W | 16 | P704-(L) | 05 | XL1A-NM | 14 | 95-SW-2 | 42 | 213XG | 08 | 313XL1 | 15 |
| AX632 | 35 | P713-(L) | 05 | XL2 | 14 | 95-SW-3 | 42 | 213XK | 08 | 313XM | 08 |
| AX633 | 35 | P730-(L) | 05 | XL2-NM | 14 | 95-SW-2-R | 42 | 213XL1 | 15 | 313XR | 15 |
| AX634 | 35 | | | XL2A | 14 | 95-SW-2-HR | 42 | 213XM | 08 | | |
| AX640 | 37 | PCB-PICO | 58 | XL2A-NM | 14 | | | 213XR | 15 | 404XEL | 32 |
| AX6W | 20 | PCB-S | 58 | | | 201W | 16 | | | 413XEL | 32 |
| AX6XL1 | 20 | PCB-X100W | 58 | XM | 06 | 201XG | 09 | 216W | 16 | 419XEL | 33 |
| AX6XR | 20 | PCB-XK | 58 | XM-NM | 06 | 201XK | 09 | 216XG | 09 | 433XEL | 33 |
| AXEL | 33 | PCB-XM | 58 | XMX | 06 | 201XL1 | 16 | 216XK | 09 | 434XEL | 33 |
| AXELC | 33 | PE-93 | 70 | XM25 | 06 | 201XM | 09 | 216XL1 | 16 | | |
| AXEL4 | 33 | PLA-PICO | 58 | XM25SS | 06 | 201XR | 16 | 216XM | 09 | 601W | 19 |
| AXG | 09 | PLA-S | 58 | | | | | 216XR | 16 | 601XH | 24 |
| AXH | 25 | PLA-X100W | 58 | XP1 | 21 | 202W | 17 | | | 601XHL | 24 |
| AXHL | 25 | PLA-XK | 58 | XP1-NM | 21 | 202XG | 09 | 219W | 15 | 601XJ | 29 |
| AXJ | 29 | PLA-XM | 58 | XP2 | 21 | 202XK | 09 | 219XG | 10 | 601XL | 29 |
| AXJL | 29 | | | XP2-NM | 21 | 202XL1 | 17 | 219XK | 10 | 601XL1 | 19 |
| AXK | 09 | SE250N | 71 | XPL1 | 21 | 202XM | 09 | 219XL1 | 15 | 601XP | 22 |
| AXL1 | 16 | SE500N | 71 | XPL1-NM | 21 | 202XR | 17 | 219XM | 10 | 601XPC | 22 |
| AXM | 09 | SE750N | 71 | XPL2 | 21 | | | 219XR | 15 | 601XPL | 22 |
| AXR | 16 | SE250P | 71 | XPL2-NM | 21 | 203W | 17 | | | 601XPLC | 22 |
| | | SE500P | 71 | | | 203XG | 10 | 220W | 11 | 601XR | 19 |
| | | SE750P | 71 | XR | 13 | 203XK | 10 | 220XL1 | 11 | 602W | 20 |
| BX1W | 16 | | | XR-NM | 13 | 203XL1 | 17 | 221XL1 | 18 | 602XL1 | 20 |
| BX632 | 35 | | | XRA | 13 | 203XM | 10 | | | 602XR | 20 |
| BX633 | 35 | SNS-24 | 108 | XRA-NM | 13 | 203XR | 17 | 229W | 16 | | |
| BX634 | 35 | | | XR25 | 13 | | | 229XG | 11 | 604W | 18 |
| BX640 | 37 | SR58 | 106 | XR25-NM | 13 | 204W | 15 | 229XK | 11 | 604XEL | 32 |
| BX6W | 19 | SR59 | 106 | XRZ | 13 | 204XG | 08 | 229XL1 | 16 | 604XELC | 32 |
| BX6XL1 | 19 | SR174 | 106 | | | 204XK | 08 | 229XM | 11 | 604XH | 24 |
| BX6XR | 19 | | | Y1000 | 106 | 204XL1 | 15 | 229XR | 16 | 604XHL | 24 |
| BXEL | 32 | T-20 | 70 | Y1000-2 | 106 | 204XM | 08 | | | 604XJ | 28 |
| BXELC | 32 | TE-50 | 76 | Y1000-5 | 107 | 204XR | 15 | 230W | 17 | 604XL | 28 |
| BXEL4 | 32 | TE-75 | 77 | Y3000 | 106 | | | 230XG | 10 | 604XL1 | 18 |
| BXG | 08 | | | | | 205W | 16 | 230XK | 10 | 604XR | 18 |
| BXH | 24 | WB6 | 107 | | | 205XG | 09 | 230XL1 | 17 | | |
| BXHL | 24 | WB14 | 107 | 30,31,34,35 | 34 | 205XK | 09 | 230XM | 10 | 605W | 19 |
| BXJ | 28 | | | 32,33,36,37 | 34 | 205XL1 | 16 | 230XR | 17 | 605XH | 25 |
| BXJL | 28 | X100W | 12 | 40 | 37 | 205XM | 09 | | | 605XHL | 25 |
| BXK | 08 | X100W-NM | 12 | 62,63,65,66 | 39 | 205XR | 16 | 280 | 46 | 605XJ | 29 |
| BXL1 | 16 | X100WA | 12 | | | | | 280M | 46 | 605XL1 | 19 |
| BXM | 08 | X100WA-NM | 12 | 80-1 | 70 | | | 281 | 46 | 605XR | 19 |
| BXR | 16 | X100WX | 12 | 80-7 | 70 | 206W | 17 | 281M | 46 | 606W | 20 |
| | | X100WXH | 12 | 80-11 | 70 | 206XG | 09 | 282 | 47 | 606XH | 25 |
| CX1W | 16 | X100W2 | 12 | 80-16 | 70 | 206XK | 09 | 282M | 47 | 606XHL | 25 |
| CXG | 09 | X100W2-NM | 12 | 80-25 | 70 | 206XL1 | 17 | 283 | 47 | 606XJ | 29 |
| CXK | 09 | X100W2A | 12 | 81-1 | 68 | 206XM | 09 | 283M | 47 | 606XL1 | 29 |
| CXL1 | 16 | X100W2A-NM | 12 | 82-2 | 68 | 206XR | 17 | 284 | 46 | 606XR | 20 |
| CXM | 09 | | | 83-8 | 68 | | | 284M | 46 | | |
| CXR | 16 | X2006 | 108 | 84-1 | 68 | 208W | 18 | 285 | 47 | 610W | 20 |
| | | X2007 | 108 | 86-1 | 68 | 208XG | 11 | 285M | 47 | 610XL1 | 20 |
| DB500 | 61 | X2007-1 | 108 | | | 208XK | 11 | 286 | 47 | 610XR | 20 |
| DB750 | 61 | X2007-2 | 108 | 90-0010 | 41 | 208XL1 | 18 | 286M | 47 | 611W | 20 |
| | | X2007-3 | 108 | 90-1-1 | 41 | 208XM | 11 | 288 | 48 | 611XL1 | 20 |
| L2 | 57 | | | 90-1-2 | 41 | 208XR | 18 | 288M | 48 | 611XR | 20 |
| L3 | 57 | X2015 | 03 | 90-1-3 | 41 | | | 289 | 48 | 612W | 20 |
| L4 | 57 | | | 90-10-1 | 41 | 209XG | 11 | 289M | 48 | 612XL1 | 20 |
| L5 | 57 | XCH | 23 | 90-10-2 | 41 | 209XK | 11 | | | 612XR | 20 |
| L6 | 57 | XCHL | 23 | 90-10-3 | 41 | 209XM | 11 | 290 | 47 | | |
| LT2 | 57 | XD | 23 | 90-10-1-R | 41 | | | 290M | 47 | 613W | 18 |
| LT3 | 57 | XDL | 23 | 90-10-2-R | 41 | 210W | 17 | 291 | 47 | 613XEL | 32 |
| LT4 | 57 | | | 90-10-3-R | 41 | 210XG | 10 | 291M | 47 | 613XELC | 32 |
| LT5 | 57 | XEL | 31 | 90-10-1-H | 41 | 210XK | 10 | 292 | 48 | 613XH | 24 |
| LT6 | 57 | XEP | 26 | 90-10-2-H | 41 | 210XL1 | 17 | 292M | 48 | 613XHL | 24 |
| | | XEPA | 26 | 90-10-3-H | 41 | 210XM | 10 | 293 | 46 | 613XJ | 28 |
| MHA | 58 | | | 90-10-1-HR | 41 | 210XR | 17 | 293M | 46 | 613XL | 18 |
| MLA | 58 | XG25 | 06 | 90-10-2-HR | 41 | | | | | 613XPC | 22 |
| | | XG31 | 06 | 90-100-2 | 41 | 211W | 17 | | | 613XPL | 22 |
| M-100 | 107 | XG40 | 06 | 90-100-2-A | 41 | 211XG | 10 | 300-14 | 57 | 613XPLC | 22 |
| M-187 | 107 | | | 90-SW-1 | 41 | 211XK | 10 | 300-16 | 57 | 613XR | 18 |
| M-218 | 107 | XH | 23 | 90-SW-2 | 41 | 211XL1 | 17 | | | | |
| | | XHL | 23 | 90-SW-3 | 41 | 211XM | 10 | 304W | 15 | | |
| P25 | 04 | XJ | 27 | | | 211XR | 17 | 304XG | 08 | | |
| P25NM | 04 | XJL | 27 | 95-0010 | 42 | | | 304XK | 08 | | |
| P25SS | 04 | | | 95-0012 | 42 | 212W | 18 | 304XL1 | 15 | | |

ALPHA NUMERICAL INDEX

FOR PART NUMBERS NOT LISTED IN THE INDEX, PLEASE CONTACT FACTORY.

| PART NO. | PAGE NO. | PART NO. | PAGE NO. | PART NO. | PAGE NO. | PART NO. | PAGE NO. | PART NO. | PAGE NO. | PART NO. | PAGE NO. |
|----------|----------|----------|----------|----------|----------|----------|----------|----------|----------|----------|----------|
| 619W | 18 | 680PR | 50 | 1010XK | 91 | 1301 | 105 | 2528M | 99 | 4021XM | 87 |
| 619XEL | 33 | 681/681M | 46 | 1010XL1 | 92 | 1311 | 104 | 2529 | 99 | 4024 | 86 |
| 619XELC | 33 | 681P | 50 | 1010XL2 | 92 | 1312 | 104 | 2529M | 99 | 4025 | 86 |
| 619XH | 24 | 681PR | 50 | 1010XM | 91 | 1319 | 104 | 2603 | 103 | 4026 | 85 |
| 619XHL | 24 | 682/682M | 47 | 1010XR | 92 | 1325 | 104 | 2605 | 97 | 4028 | 103 |
| 619XJ | 28 | 682P | 50 | | | 1326 | 104 | | | 4028M | 103 |
| 619XJL | 28 | 682PR | 50 | 1011-F | 91 | 1327 | 103 | 2620 | 96 | 4029 | 88 |
| 619XL1 | 18 | 683/683M | 47 | 1011-M | 93 | 1355 | 105 | 2620XK | 97 | 4029M | 88 |
| 619XR | 18 | 684/684M | 46 | 1012 | 92 | 1356 | 105 | 2620XM | 96 | 4034 | 88 |
| | | 684P | 49 | 1013 | 92 | 1357 | 103 | 2620XR | 96 | 4046 | 86 |
| | | 684PR | 49 | 1014 | 92 | | | | | | |
| 632W | 19 | 685/685M | 47 | 1015-F | 91 | 1426 | 86 | 2621 | 96 | 4050XK | 95 |
| 632XH | 25 | 685P | 50 | 1015-M | 93 | 1504 | 85 | 2621XK | 97 | 4050XM | 94 |
| 632XHL | 25 | 685PR | 50 | 1016 | 93 | 1626 | 86 | 2621XM | 96 | 4051XK | 95 |
| 632XJ | 29 | 686/686M | 47 | 1016M | 92 | 1627 | 86 | 2621XR | 96 | 4051XM | 94 |
| 632XJL | 29 | 686P | 50 | 1017-6 | 93 | 1724 | 86 | | | 4058 | 103 |
| 632XL1 | 19 | 686PR | 50 | 1017-25 | 93 | 1725 | 86 | 2626 | 96 | 4059 | 95 |
| 632XR | 19 | 688/688M | 48 | 1018 | 93 | 1726 | 85 | 2628 | 97 | 4059M | 95 |
| | | 688P | 51 | 1019 | 92 | | | 2628M | 97 | | |
| 633W | 19 | 688PR | 51 | | | 2020 | 87 | 2629 | 97 | 4080 | 40 |
| 633XEL | 33 | | | 1020 | 87 | 2020XH | 88 | 2629M | 97 | 4081 | 40 |
| 633XELC | 33 | | | 1020XH | 88 | 2020XK | 87 | | | 4082 | 40 |
| 633XH | 25 | 689/689M | 48 | 1020XK | 87 | 2020XL1 | 87 | 3020 | 98 | 4083 | 40 |
| 633XHL | 25 | 690/690M | 47 | 1020XL1 | 87 | 2020XM | 87 | 3020XK | 99 | 4084 | 40 |
| 633XJ | 29 | 691/691M | 47 | 1020XM | 87 | 2020XR | 88 | 3020XM | 98 | 4085 | 40 |
| 633XJL | 29 | 691P | 51 | 1020XR | 88 | | | 3020XR | 98 | | |
| 633XL1 | 19 | 691PR | 51 | | | 2021 | 87 | | | 4126 | 86 |
| 633XR | 19 | 692/692M | 48 | 1021 | 87 | 2021XH | 88 | 3021 | 98 | 4127 | 86 |
| | | 693/693M | 46 | 1021XH | 88 | 2021XK | 87 | 3021XK | 99 | 4146 | 86 |
| 634W | 19 | 693P | 50 | 1021XK | 87 | 2021XL1 | 87 | 3021XM | 98 | 4155 | 105 |
| 634XEL | 33 | 693PR | 50 | 1021XL1 | 87 | 2021XM | 87 | 3021XR | 98 | 4156 | 105 |
| 634XELC | 33 | | | 1021XM | 87 | 2021XR | 88 | | | | |
| 634XH | 25 | 703W | 17 | 1021XR | 88 | | | 3029 | 99 | 4222 | 85 |
| 634XHL | 25 | 703XG | 10 | | | 2024 | 86 | 3029M | 99 | 4223 | 88 |
| 634XJ | 30 | 703XK | 10 | 1024 | 86 | 2025 | 86 | | | 4224 | 88 |
| 634XJL | 30 | 703XL1 | 17 | 1025 | 86 | 2026 | 85 | 3050 | 94 | | |
| 634XL1 | 19 | 703XM | 10 | 1026 | 85 | 2028 | 103 | 3050XH | 95 | 4326 | 105 |
| 634XR | 19 | 703XR | 17 | 1027 | 103 | 2029 | 88 | 3050XK | 95 | 4426 | 86 |
| | | | | 1028 | 103 | 2029M | 88 | 3050XL1 | 94 | | |
| 635W | 19 | 704XG | 08 | 1029 | 88 | 2034 | 88 | 3050XM | 94 | 4524 | 105 |
| 635XH | 25 | 704XK | 08 | 1029M | 88 | | | 3050XR | 95 | 4525 | 105 |
| 635XHL | 25 | 704XM | 08 | | | 2050 | 94 | | | 4526 | 105 |
| 635XJ | 30 | | | 1034 | 88 | 2050XH | 95 | 3051 | 94 | 4527 | 103 |
| 635XJL | 30 | 713XG | 08 | 1036 | 105 | 2050XK | 95 | 3051XH | 95 | 4528 | 104 |
| 635XL1 | 19 | 713XK | 08 | 1037 | 104 | 2050XL1 | 94 | 3051XK | 95 | | |
| 635XR | 19 | 713XM | 08 | | | 2050XM | 94 | 3051XL1 | 94 | 4724 | 86 |
| | | 718XM | 11 | 1045 | 86 | 2050XR | 95 | 3051XM | 94 | 4725 | 86 |
| 636W | 20 | | | 1046 | 86 | 2051 | 94 | 3051XR | 95 | 4726 | 85 |
| 636XH | 25 | 730W | 17 | | | 2051XH | 95 | | | 4727 | 86 |
| 636XHL | 25 | 730XG | 10 | 1050 | 94 | 2051XK | 95 | 3056 | 94 | 4756 | 86 |
| 636XJ | 30 | 730XK | 10 | 1050XH | 95 | 2051XL1 | 94 | 3059 | 95 | | |
| 636XJL | 30 | 730XL1 | 17 | 1050XK | 95 | 2051XM | 94 | 3059M | 95 | 5003 | 101 |
| 636XL1 | 20 | 730XM | 10 | 1050XL1 | 94 | 2051XR | 95 | | | 5003F | 101 |
| 636XR | 20 | 730XR | 17 | 1050XM | 94 | | | 3252 | 94 | 5005 | 100 |
| | | | | 1050XR | 95 | 2056 | 94 | | | 5005F | 100 |
| 658 | 35 | 1001 | 89 | 1051 | 94 | 2059 | 95 | 3501 | 114 | 5020 | 102 |
| 659 | 35 | 1001W2 | 89 | 1051XH | 95 | 2059M | 95 | 3502 | 114 | 5020F | 102 |
| | | 1001XH | 90 | 1051XK | 95 | | | 3503 | 114 | 5023 | 100 |
| 660 | 35 | 1001XHL | 89 | 1051XL1 | 94 | 2222 | 85 | 3504 | 114 | 5023F | 100 |
| 661 | 36 | 1001XK | 89 | 1051XM | 94 | 2223 | 88 | 3505 | 114 | 5025 | 102 |
| 662 | 35 | 1001XL1 | 89 | 1051XR | 95 | 2224 | 88 | 3508 | 110 | 5026 | 102 |
| 663 | 36 | 1001XL2 | 89 | | | 2252 | 94 | 3509 | 110 | 5028 | 101 |
| 664 | 36 | 1001XM | 89 | 1056 | 94 | | | 3510 | 112 | 5028F | 101 |
| 665 | 36 | 1001XR | 89 | 1059 | 95 | 2426 | 86 | 3511 | 113 | 5028FM | 101 |
| 666 | 36 | 1002 | 89 | 1059M | 95 | | | 3512 | 112 | 5028M | 101 |
| 667 | 36 | 1003 | 90 | | | 2502 | 98 | 3515 | 111 | | |
| 668 | 36 | 1004 | 90 | 1126 | 86 | 2503 | 99 | 3516 | 113 | 6125 | 104 |
| 669 | 36 | 1005 | 90 | 1127 | 86 | 2507 | 95 | 3519 | 114 | 6126 | 104 |
| | | 1006 | 90 | 1136 | 104 | | | 3520 | 114 | 6155 | 104 |
| 672P | 51 | 1006M | 89 | 1145 | 86 | 2520 | 98 | | | 6156 | 104 |
| 672PR | 51 | 1007-6 | 91 | 1146 | 86 | 2520XK | 99 | 3601 | 114 | 6222 | 85 |
| 673P | 51 | 1007-25 | 91 | 1155 | 105 | 2520XM | 98 | 3602 | 114 | 6223 | 88 |
| 673PR | 51 | 1008 | 90 | 1156 | 105 | 2520XR | 98 | 3603 | 114 | 6224 | 88 |
| 674P | 51 | 1009 | 90 | | | 2521 | 98 | 3604 | 114 | 6245 | 86 |
| 674PR | 51 | 1009M | 90 | | | 2521XK | 99 | 3605 | 114 | 6246 | 86 |
| 676P | 51 | | | 1222 | 85 | 2521XM | 98 | | | 6252 | 94 |
| 676PR | 51 | 1010 | 91 | 1223 | 88 | 2521XR | 98 | 4020XK | 87 | | |
| | | 1010W2 | 91 | 1224 | 88 | | | 4020XM | 87 | 7022 | 86 |
| 680/680M | 46 | 1010XH | 92 | 1252 | 94 | | | 4021XK | 87 | 7026 | 86 |
| 680P | 50 | 1010XHL | 91 | | | 2528 | 99 | | | | |

ALPHA NUMERICAL INDEX

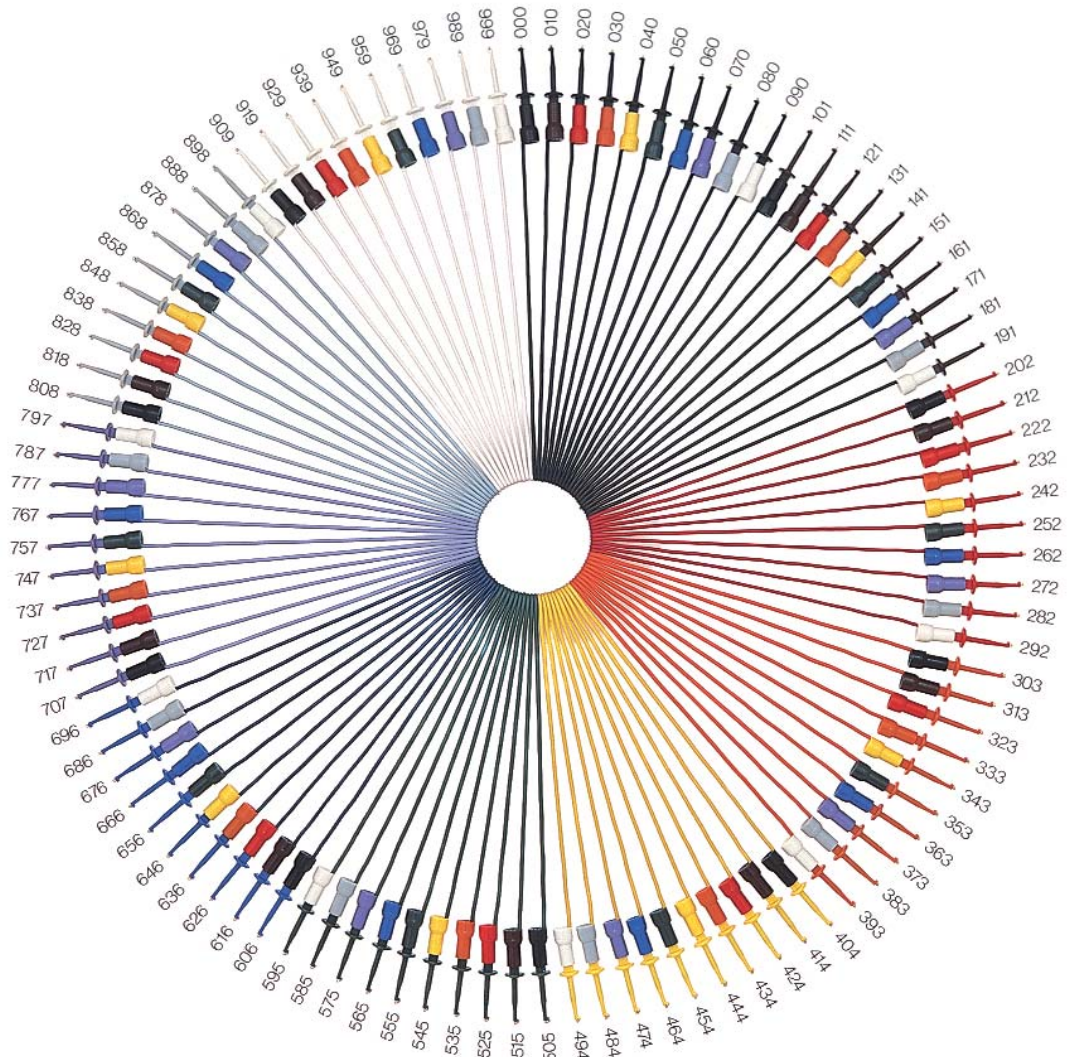
FOR PART NUMBERS NOT LISTED IN THE INDEX, PLEASE CONTACT FACTORY.

| PART NO. | PAGE NO. | PART NO. | PAGE NO. | PART NO. | PAGE NO. | PART NO. | PAGE NO. | PART NO. | PAGE NO. | PART NO. | PAGE NO. |
|----------|----------|----------|----------|-----------|----------|----------|----------|----------|----------|----------|----------|
| 7426 | 86 | 8206 | 62 | 8924 | 78 | 9220 | 76 | 9328 | 78 | 9808 | 53 |
| 7522 | 85 | 8207 | 65 | 8925 | 75 | 9224 | 76 | 9329 | 84 | 9813 | 55 |
| 7524 | 86 | 8208 | 39 | 8926 | 75 | 9225 | 82 | 9330 | 84 | 9818 | 55 |
| 7525 | 86 | | | 8927 | 75 | 9226 | 82 | 9334 | 62 | 9819 | 48 |
| 7526 | 85 | 8324 | 71 | 8928 | 75 | 9230 | 75 | 9335 | 62 | 9820 | 55 |
| 7545 | 86 | 8350T | 71 | 8929 | 77 | 9231 | 75 | 9336 | 62 | 9821 | 55 |
| 7546 | 86 | 8350PE | 71 | 8931 | 80 | 9232 | 76 | 9337 | 62 | 9832 | 56 |
| 7583 | 105 | 8424 | 71 | 8932 | 80 | 9233 | 75 | 9338 | 62 | 9834 | 56 |
| 7724 | 86 | 8450PE | 71 | 8933 | 80 | 9233PC | 75 | 9339 | 62 | 9837 | 55 |
| 7725 | 86 | 8450T | 71 | 8934 | 83 | 9234 | 75 | 9340 | 62 | 9844 | 52 |
| 7726 | 85 | | | 8935 | 83 | 9237 | 76 | 9341 | 62 | 9850 | 53 |
| | | 8607 | 69 | 8936 | 80 | 9238 | 76 | 9343 | 81 | 9851 | 56 |
| | | | | | | 9239 | 76 | 9344 | 81 | | |
| 8001 | 21 | | | | | | | 9345 | 81 | 9860 | 52 |
| 8002 | 21 | 8701 | 67 | 9001 | 83 | | | 9346 | 81 | 9861 | 52 |
| 8003 | 21 | 8702 | 67 | 9029 | 93 | 9240 | 79 | 9349 | 76 | 9862 | 53 |
| 8004 | 21 | 8703 | 67 | 9029-M | 93 | 9241 | 79 | | | 9863 | 53 |
| 8005 | 21 | 8704 | 67 | 9047 | 83 | 9242 | 79 | | | 9864 | 53 |
| 8006 | 21 | 8705 | 67 | 9048 | 83 | 9243 | 79 | 9350 | 49 | 9866 | 53 |
| 8007 | 21 | 8706 | 67 | 9099-0316 | 113 | 9244 | 83 | 9351 | 49 | 9867 | 52 |
| 8008 | 21 | 8707 | 67 | | | 9245 | 77 | 9352 | 49 | 9868 | 53 |
| | | 8709 | 67 | 9101 | 56 | 9246 | 77 | 9383 | 59 | 9869 | 53 |
| 8011 | 64 | 8710 | 67 | 9102 | 56 | 9247 | 77 | 9384 | 64 | 9870 | 52 |
| 8012 | 64 | 8713 | 67 | 9103 | 56 | 9248 | 82 | 9385 | 61 | 9872 | 53 |
| 8013 | 82 | 8714 | 67 | 9104 | 56 | 9249 | 79 | 9386 | 60 | 9873 | 55 |
| 8014 | 45 | 8715 | 67 | 9105 | 54 | | | 9387 | 62 | 9873-SIL | 55 |
| 8015 | 45 | 8716 | 67 | 9106 | 54 | 9250 | 63 | 9388 | 60 | 9887 | 52 |
| 8016 | 44 | | | 9107 | 54 | 9251 | 62 | 9398 | 37 | | |
| 8017 | 45 | 8901 | 74 | 9108 | 54 | 9252 | 62 | 9399 | 37 | | |
| 8018 | 64 | 8901B | 74 | 9108H | 54 | 9257 | 75 | 9400 | 37 | 9902 | 54 |
| | | 8901W | 74 | 9109 | 54 | 9258 | 63 | | | 9915 | 48 |
| 8020 | 61 | 8901WB | 74 | 9110 | 52 | 9259 | 63 | 9401 | 66 | 9921 | 56 |
| 8023 | 64 | 8902 | 74 | 9111 | 54 | | | 9402 | 66 | 9922 | 56 |
| 8029 | 64 | 8902B | 74 | | | 9260 | 59 | 9405 | 65 | 9923 | 56 |
| | | 8902W | 74 | 9120 | 52 | 9261 | 59 | 9406 | 66 | 9924 | 53 |
| 8030 | 64 | 8902WB | 74 | 9121 | 52 | 9265 | 63 | 9407 | 66 | 9929 | 54 |
| 8031 | 64 | 8903 | 74 | 9122 | 52 | 9265-HS | 63 | 9408 | 65 | | |
| 8032 | 64 | 8903B | 74 | 9124 | 56 | 9267 | 75 | 9409 | 84 | 60132 | 35 |
| 8033 | 64 | 8903W | 74 | 9125 | 56 | | | 9410 | 84 | 60133 | 35 |
| 8035 | 63 | 8903WB | 74 | 9126 | 56 | 9270 | 44 | 9411 | 84 | 60134 | 35 |
| 8036 | 22 | 8904 | 80 | 9128 | 54 | 9271 | 44 | 9412 | 84 | 60140 | 37 |
| 8037 | 22 | 8905 | 74 | 9133 | 56 | 9272 | 44 | 9413 | 84 | 60232 | 36 |
| 8038 | 22 | 8905B | 74 | 9137 | 54 | 9273 | 44 | 9414 | 82 | 60233 | 36 |
| 8039 | 82 | 8905W | 74 | 9138 | 55 | 9274 | 44 | 9415 | 82 | 60234 | 36 |
| | | 8905WB | 74 | 9139 | 55 | 9275 | 44 | 9416 | 84 | 60240 | 37 |
| 8040 | 45 | 8906 | 74 | | | | | 9417 | 84 | 60532 | 35 |
| 8046 | 64 | 8906B | 74 | 9140 | 55 | 9280 | 66 | 9418 | 82 | 60533 | 35 |
| 8047 | 45 | 8906W | 74 | 9141 | 55 | 9281 | 66 | 9430 | 62 | 60534 | 35 |
| 8048 | 44 | 8906WB | 74 | 9142 | 54 | 9282 | 66 | 9431 | 45 | 60540 | 37 |
| | | 8907 | 74 | 9149 | 53 | 9283 | 65 | 9432 | 45 | 60632 | 36 |
| 8101 | 69 | 8907B | 74 | 9163 | 53 | 9284 | 65 | 9433 | 45 | 60633 | 36 |
| 8102 | 69 | 8907W | 74 | 9166 | 52 | 9286 | 39 | 9468 | 45 | 60634 | 36 |
| 8103 | 69 | 8907WB | 74 | 9167 | 53 | 9287 | 39 | | | 60640 | 38 |
| 8104 | 69 | 8908 | 74 | 9168 | 53 | 9288 | 45 | 9501 | 72 | | |
| 8105 | 69 | 8908B | 74 | 9169 | 52 | 9298 | 83 | 9504 | 72 | 61032 | 36 |
| 8106 | 69 | 8908W | 74 | 9170 | 52 | | | 9505 | 72 | 61033 | 36 |
| 8107 | 69 | 8908WB | 74 | 9171 | 53 | 9301 | 60 | 9506 | 72 | 61034 | 36 |
| 8108 | 69 | | | 9172 | 53 | 9302 | 60 | 9507 | 72 | 61040 | 38 |
| | | 8909 | 77 | 9173 | 53 | 9304 | 60 | 9508 | 72 | 61932 | 36 |
| 8124 | 71 | 8910 | 77 | 9174 | 53 | 9305 | 60 | 9509 | 72 | 61933 | 36 |
| 8150PE | 71 | 8911 | 79 | 9175 | 52 | 9306 | 60 | 9510 | 72 | 61934 | 36 |
| 8150T | 71 | 8911B | 79 | 9183 | 54 | 9307 | 60 | 9527 | 72 | 61940 | 38 |
| 8161 | 70 | 8911W | 79 | | | 9309 | 62 | | | | |
| 8162 | 70 | 8911WB | 79 | 9201 | 63 | | | 9601 | 73 | 63132 | 36 |
| 8163 | 70 | 8913 | 74 | 9202 | 59 | 9311 | 78 | 9610 | 73 | 63133 | 36 |
| 8164 | 70 | 8913B | 74 | 9203 | 59 | 9312 | 78 | 9611 | 73 | 63134 | 36 |
| 8165 | 70 | 8913W | 74 | 9204 | 63 | 9313 | 78 | 9620 | 73 | 63140 | 38 |
| 8166 | 70 | 8913WB | 74 | 9205 | 63 | 9314 | 78 | 9621 | 73 | 63232 | 36 |
| 8167 | 70 | 8914 | 74 | 9205-HS | 63 | 9315 | 83 | 9622 | 73 | 63233 | 36 |
| 8168 | 70 | 8914B | 74 | 9206 | 59 | 9316 | 80 | 9630 | 73 | 63234 | 36 |
| 8169 | 70 | 8914W | 74 | 9207 | 63 | 9317 | 80 | 9640 | 73 | 63240 | 38 |
| 8170 | 70 | 8914WB | 74 | 9208 | 61 | 9318 | 80 | 9641 | 73 | 63332 | 36 |
| 8171 | 65 | | | 9209 | 61 | | | 9650 | 73 | 63333 | 36 |
| 8172 | 65 | 8916 | 76 | 9210 | 62 | 9320 | 96 | 9660 | 73 | 63334 | 36 |
| | | 8917 | 80 | 9211 | 63 | 9322 | 98 | 9661 | 73 | 63340 | 38 |
| 8201 | 59 | 8918 | 78 | 9212 | 63 | 9323 | 83 | 9662 | 73 | 63432 | 36 |
| 8202 | 39 | 8920 | 75 | 9213 | 59 | 9324 | 83 | 9670 | 73 | 63433 | 36 |
| 8203 | 39 | 8921 | 77 | 9214 | 59 | 9325 | 84 | 9675 | 73 | 63434 | 36 |
| 8204 | 60 | 8922 | 77 | 9216 | 83 | 9326 | 83 | 9704 | 72 | 63440 | 38 |
| 8205 | 60 | 8923 | 78 | 9218 | 65 | 9327 | 83 | 9706 | 72 | | |

NOTES

KILO-COLOR™

1000 COLOR-COMBINATIONS TO CHOOSE FROM
(Every tenth number illustrated below)



Kilo-Color allows you to specify any of 1000 color combinations in any of the basic E-Z-Hooks shown in this catalog.

TO ORDER KILO-COLOR: Simply add the color code numbers necessary to create the desired color combination to the complete part number found in the catalog.

KILO-COLOR EXAMPLE: Shown with E-Z-Micro-Hook to .025" square socket.

NUMBERING ILLUSTRATION: 203XM-3-262

Part Number | Kilo-Color Number
Lead Length



1ST SIGNIFICANT COLOR FIGURE
Designates color of body

2ND SIGNIFICANT COLOR FIGURE
Designates color of plunger

3RD SIGNIFICANT COLOR FIGURE
Designates color of lead wire and interface, where applicable. Certain interfaces are made in black and red only. Note: On jumpers, E-Z-Hooks will be matched to one another. Specify 3 digits only.

COLOR CODE and CHART*

| | | | | |
|---------|----------|----------|----------|---------|
| 0=BLACK | 2=RED | 4=YELLOW | 6=BLUE | 8=GRAY |
| 1=BROWN | 3=ORANGE | 5=GREEN | 7=VIOLET | 9=WHITE |

*Exact color may vary