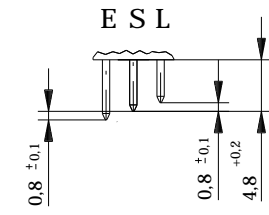
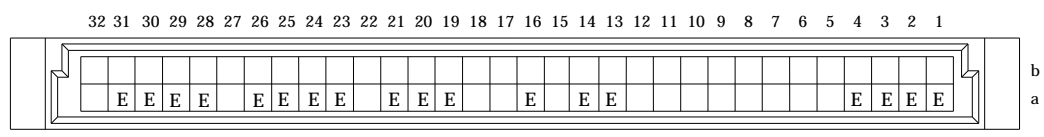


Stecklänge / mating length

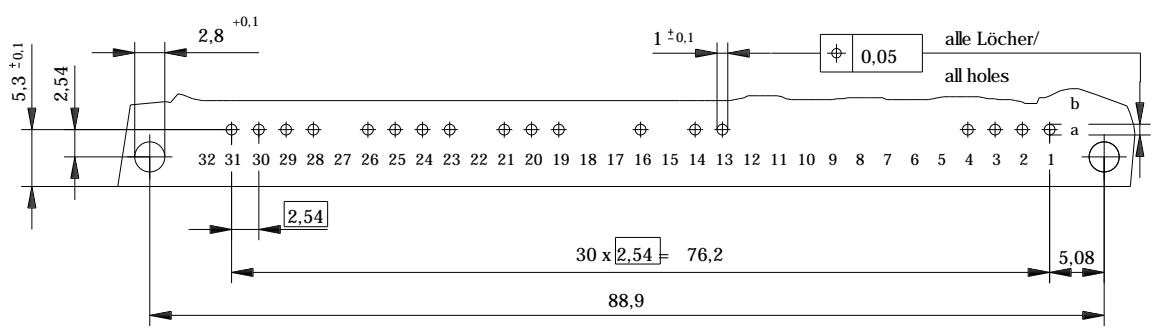


E = early mate, late break / voreilend
S = standard
L = late mate, early break / nacheilend

Bestückungsplan / contact layout



Leiterplatten-Lochbild / PCB drillhole pattern



THR = through hole reflow

Isolierwerkstoff / housing material : PA46 GF30

Bauart 3 / type 3

Anforderungsstufe 2 = 400 Steckzyklen / performance class 2 = 400 mating cycles

Fehlende Maße und Angaben nach IEC 60 603-2 / DIN EN 60 603-2

Missing information and dimensions per IEC 60 603-2

Information: Reihe 1-4, 13, 14, 16, 19-21, 23-26, 28-31 bestückt / row a 1-4, 13, 14, 16, 19-21, 23-26, 28-31 assemble	Tolerances All Dimensions in mm	Scale 2:1
	Subject to modification without prior notice. Drawing will not be updated.	Designation Messerleiste B 18 THR + Clip Male Connector B 18 THR + Clip
All rights reserved. Only for information. To insure that this is the latest version of this drawing, please contact one of the ERNI companies before using.	www.ERNI.com	223372
Index	Date	V:00046471.SZA STVB

Consider protection memo from DIN 94