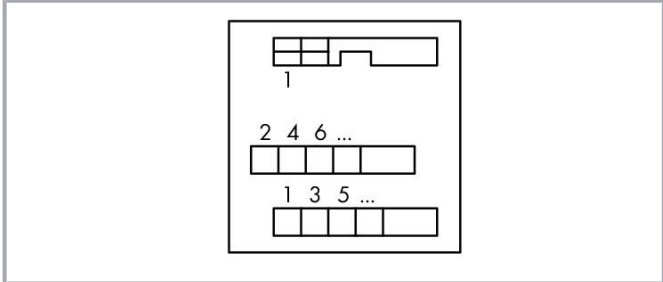


Data sheet | Item number: 289-508

Interface module; Pluggable connector per DIN 41651; 50-pole; PCB terminal blocks, double-row; in mounting carrier; 2,50 mm²



www.wago.com/289-508



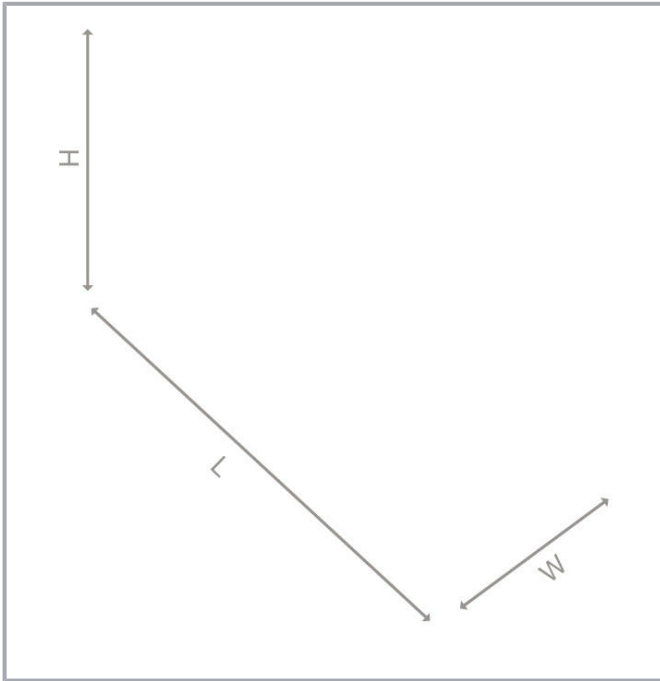
Picture differs from the item.

Similar to picture

Subject to changes. Please also observe the further product documentation!

WAGO GmbH & Co. KG
Hansastr. 27
32423 Minden
Phone: +49571 887-0 | Fax: +49571 887-169
Email: info.de@wago.com | Web: www.wago.com

Do you have any questions about our products?
We are always happy to take your call at +49 (571) 887-44222.



Data

Electrical data

Operating voltage	≤ 100 VAC; ≤ 125 VDC
Nominal current	1 A

Safety and protection

Rated voltage	100 V
Rated surge voltage	0.8 kV
Pollution degree	2
Protection type	IP20

Connection data

Pole No.	50
Connection type (1)	System
Pluggable connectors	DIN 41651 male connector
Mating direction	vertical
Connection type 2	Field
Pole number 2	50
Design 2	PCB terminal blocks (double-row)

Subject to changes. Please also observe the further product documentation!

WAGO GmbH & Co. KG
 Hansastr. 27
 32423 Minden
 Phone: +49571 887-0 | Fax: +49571 887-169
 Email: info.de@wago.com | Web: www.wago.com

Do you have any questions about our products?
 We are always happy to take your call at +49 (571) 887-44222.



Connection technology 2	CAGE CLAMP®
WAGO Connector 2	WAGO 236 Series
Solid conductor 2	0.08 ... 2.5 mm ² / 28 ... 12 AWG
Fine-stranded conductor 2	0.08 ... 2.5 mm ² / 28 ... 12 AWG
Strip length 2	5 ... 6 mm / 0.2 ... 0.24 inch
Note (conductor cross-section)	12 AWG: THHN, THWN
Performance level	3 / 50 mating cycles

Physical data

Width	132 mm / 5.197 inch
Height	85 mm / 3.346 inch
Depth from upper edge of DIN-rail	36 mm / 1.417 inch

Mechanical data

Mounting type	DIN-35 rail
Housing design	Mounting carrier

Material data

Contact material (connector)	Au over Ni
Fire load	1.376 MJ
Weight	132.7 g

Environmental requirements

Surrounding air temperature (operation)	-20 ... 55 °C
Surrounding air temperature (storage)	-40 ... 70 °C
Relative humidity	85% (non-condensing)

Commercial data

Product Group	6 (Interface Electronics)
PU (SPU)	3 (1) Stück
Packaging type	box
Country of origin	DE
GTIN	4045454353537
Customs tariff number	85366990990

Subject to changes. Please also observe the further product documentation!


WAGO GmbH & Co. KG
 Hansastr. 27
 32423 Minden
 Phone: +49571 887-0 | Fax: +49571 887-169
 Email: info.de@wago.com | Web: www.wago.com

Do you have any questions about our products?
 We are always happy to take your call at +49 (571) 887-44222.

Optional accessories


Tool


Operating tool


	Item no.: 210-720 Operating tool; Blade: 3.5 x 0.5 mm; with a partially insulated shaft; multicoloured	www.wago.com/210-720
--	--	--

Marking accessories

Marking strip

	Item no.: 709-196 Marking strips; for laser printer; translucent	www.wago.com/709-196
--	--	--

	Item no.: 709-178 Marking strips; on reel; 7.5 mm wide; not stretchable; plain; snap-on type; white	www.wago.com/709-178
--	---	--

	Item no.: 709-177 Marking strips; on reel; 7.5 mm wide; not stretchable; plain; snap-on type; translucent	www.wago.com/709-177
--	---	--

Downloads

Documentation

Bid Text

289-508 X81 - Datei	2019. 2. 19.	xml 3.3 kB	Download
289-508 doc - Datei	2015. 2. 9.	doc 25.6 kB	Download

Instruction Leaflet

		pdf 1.3 MB	Download
--	--	---------------	----------

Additional Information

Disposal; Electrical and electronic equipment, Packaging	V 1.0.0	pdf 265.8 kB	Download
--	---------	-----------------	----------

CAD/CAE-Data

CAD data

Subject to changes. Please also observe the further product documentation!

2D/3D Models 289-508

[URL](#)

[Download](#)

CAE data

ZUKEN Portal 289-508

[URL](#)

[Download](#)

WSCAD Universe 289-508

[URL](#)

[Download](#)

EPLAN Data Portal 289-508

[URL](#)

[Download](#)

Environmental Product Compliance

Compliance Search

Environmental Product Compliance 289-508


[URL](#)

[Download](#)


Interface module; Pluggable connector per DIN 41651; 50-pole; PCB terminal blocks, double-row; in mounting carrier; 2,50 mm²

Installation Notes

Inserting a conductor




Conductor termination – screwdriver actuation parallel to conductor entry




Conductor termination – screwdriver actuation perpendicular to conductor entry

Installation

Subject to changes. Please also observe the further product documentation!



Snapping a module onto DIN-rail.



Removing a module from the DIN-rail.

Subject to changes. Please also observe the further product documentation!