

PLEASE CHECK WWW.MOLEX.COM FOR LATEST PART INFORMATION

Part Number: [0713085424](#)
Status: **Active**
Description: 2.54mm (.100") Pitch C-Grid® Header, Surface Mount, Dual Row, Vertical, 24 Circuits, 1.50µm (59µ") Minimum Bright Tin (Sn) Over Nickel (Ni) Plating, without PCB Locator Pegs

Documents:

[3D Model](#) [Product Specification PS-71308 \(PDF\)](#)
[Drawing \(PDF\)](#) [RoHS Certificate of Compliance \(PDF\)](#)

Agency Certification

CSA LR19980
 UL E29179

General

Product Family PCB Headers
 Series [71308](#)
 Application Board-to-Board, Wire-to-Board
 Product Name C-Grid®

Physical

Breakaway Yes
 Circuits (Loaded) 24
 Circuits (maximum) 24
 Color - Resin Black
 Durability (mating cycles max) 50
 Flammability 94V-0
 Glow-Wire Compliant No
 Lock to Mating Part None
 Material - Metal Phosphor Bronze
 Material - Plating Mating Tin
 Material - Plating Termination Tin
 Material - Resin High Temperature Thermoplastic
 Number of Rows 2
 Orientation Vertical
 PCB Locator Yes
 PCB Retention Yes
 Packaging Type Tube
 Pitch - Mating Interface (in) 0.100 In
 Pitch - Mating Interface (mm) 2.54 mm
 Polarized to PCB No
 Shrouded No
 Stackable Yes
 Temperature Range - Operating -40°C to +105°C
 Termination Interface: Style Surface Mount

Electrical

Current - Maximum per Contact 3A
 Voltage - Maximum 250V

Solder Process Data

Duration at Max. Process Temperature (seconds) 40
 Lead-free Process Capability Reflow Capable (SMT only)
 Max. Cycles at Max. Process Temperature 3
 Process Temperature max. C 260

Material Info



*Series
image - Reference only*

EU RoHS

**ELV and RoHS
Compliant**
**REACH SVHC
Contains SVHC: No**
**Halogen-Free
Status
Not Reviewed**

China RoHS



**Need more information on product
environmental compliance?**

Email productcompliance@molex.com
 For a multiple part number RoHS Certificate of Compliance, [click here](#)

Please visit the [Contact Us](#) section for any non-product compliance questions.

Search Parts in this Series
[71308Series](#)

Reference - Drawing Numbers

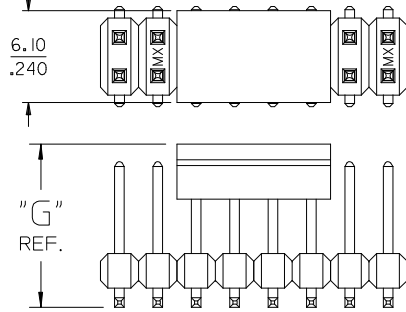
Product Specification
Sales Drawing

PS-71308, RPS-71308-001
SD-71308-001

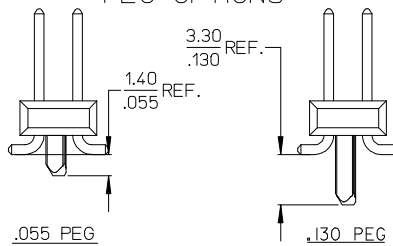
This document was generated on 04/08/2010

PLEASE CHECK WWW.MOLEX.COM FOR LATEST PART INFORMATION

OPTIONAL
PICK AND PLACE CAP
SEE NOTES 4 & 9.



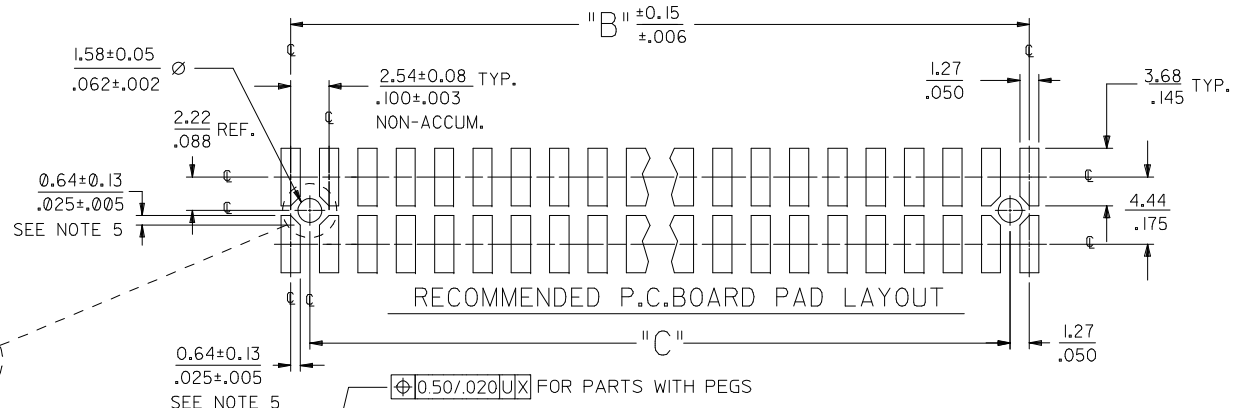
PEG OPTIONS



NOTES:

- MATERIALS: INSULATOR: GLASS FILLED LIQUID CRYSTAL POLYMER (LCP), UL94 V-0, COLOR: BLACK
TERMINAL: COPPER ALLOY
- FINISH:
59 TIN - 0.00150/.000059 MINIMUM BRIGHT TIN OVER NICKEL OVERALL.
150 TIN - 0.00381/.000150 MINIMUM BRIGHT TIN OVER NICKEL OVERALL.
15 GOLD - 0.00038/.000015 MINIMUM GOLD IN SELECT AREA OVER 0.00191/.000075 MINIMUM TIN IN SELECT AREA OVER NICKEL OVERALL.
30 GOLD - 0.00076/.000030 MINIMUM GOLD IN SELECT AREA OVER 0.00191/.000075 MINIMUM TIN IN SELECT AREA OVER NICKEL OVERALL.
50 GOLD - 0.00127/.000050 MINIMUM GOLD IN SELECT AREA OVER 0.00254/.000100 MINIMUM TIN IN SELECT AREA OVER NICKEL OVERALL.
* THE PRIMARY SHIPPING CARTON WILL BE LABELED "COMPLIANT TO RoHS DIRECTIVE 2002/95/EC AND ELV ANNEX II OF DIRECTIVE 2000/53/EC". CARTONS WITHOUT THIS LABEL MAY CONTAIN PRODUCT WITH LEAD.
- PART TO CONFORM TO PS-71308.
- PACKAGING (SEE CHARTS):
BULK: PER PK-70873-0353
TUBES: PER PK-70873-0041.
71308-82** IN TUBES: PER PK-70873-042.
TUBES W/ VAC CAPS: PER PK-70873-0691
TAPE AND REEL W/ VAC CAPS: PER PK-70873-0805.
SEE SHEET 3 FOR TAPE & REEL PRODUCT WITH SHALLOW POCKET REQUIREMENTS.
- TYP. DIMENSIONS FOR LANDS SURROUNDING HOLES FOR RETENTION PEGS.
- PIN SOLERABILITY PER MOLEX SPEC. ES-152.
- SEE SHEETS 2-5 FOR CHARTED DIMS., PART/EDP NO'S, AND VOIDED CIRCUITS.
- PIN PUSHOUT FORCE: 3 LBS. MINIMUM.
- PICK-N-PLACE CAPS WILL BE PLACED SO THAT VACUUM PICK UP AREA WILL BE IN CENTER OF PART.
- COPLANARITY FOR CIRCUIT SIZES UP TO 40 IS 0.15 MM/.006 INCH. FOR CIRCUIT SIZES 42 AND LARGER, CONTACT MOLEX SALES DEPARTMENT.
- THIS PART CONFORMS TO CLASS B REQUIREMENTS OF COSMETIC SPECIFICATION PS-45499-002.

DIM. "M"	DIM. "G"
6.10 .240	10.67 .420
8.13 .320	12.70 .500

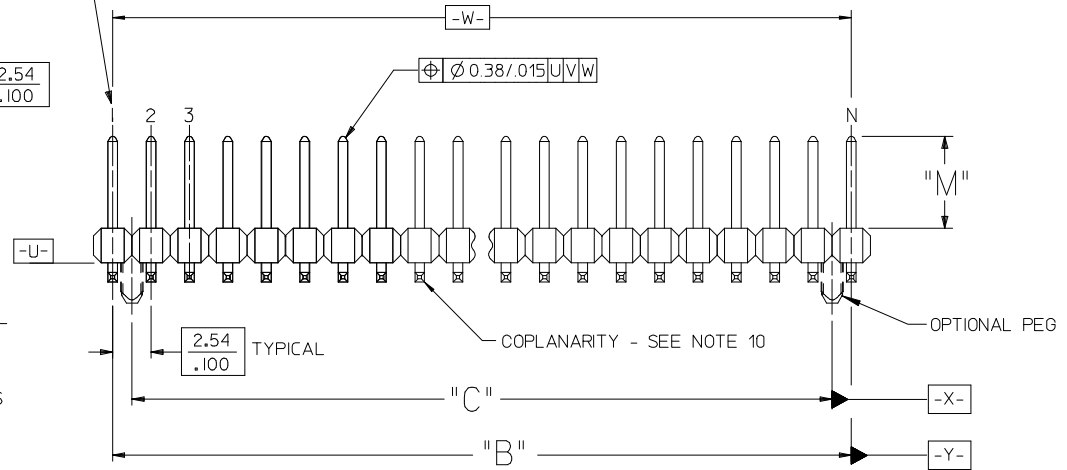
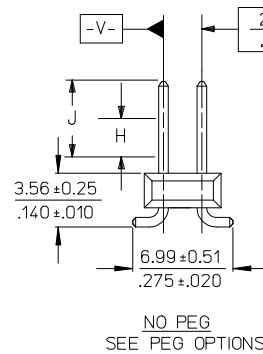
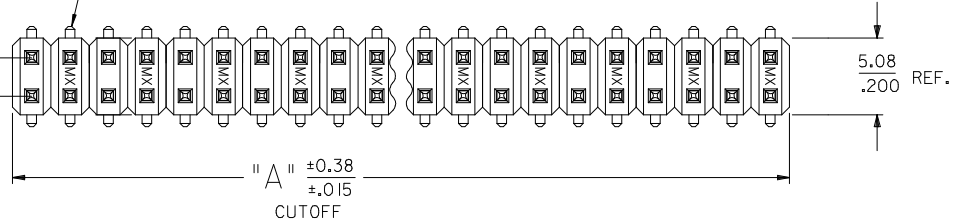


P.C. BOARD PAD LAYOUT
AT ENDS FOR NO PEG VERSION.



ROW "A"
ROW "B"

Ø 0.50/.020[U|X] FOR PARTS WITH PEGS
Ø 0.50/.020[U|Y] FOR PARTS WITHOUT PEGS



REV	DESCRIPTION	QUALITY SYMBOLS	GENERAL TOLERANCES (UNLESS SPECIFIED)		DIMENSION STYLE	SCALE	DESIGN UNITS	THIRD ANGLE PROJECTION
			mm	INCH	MM/IN	INCH	INCH	
K3	12CKT TAPE & REEL EC NO: UCP2009-2465 DRWN:KIPPER 2009/08/04 CHKD:SSOUSEK 2009/08/07 APPR:FSMITH 2009/08/10	=0 =0	4 PLACES ± --- ± ---	3 PLACES ± --- ± .005	2 PLACES ± 0.13 ± .010	1 PLACE ± 0.25 ± ---	ANGULAR ± 1/2°	
DRAFT WHERE APPLICABLE MUST REMAIN WITHIN DIMENSIONS			DRAWN BY KMS 1999/10/15		CHECKED BY KMS 1999/10/15	APPROVED BY KMS 1999/10/15	TITLE SALES ASSY INSULATOR DUAL ROW SMT W/BREAK-OFF .025SQ PIN GULLWING .100	
			MATERIAL NO. SEE TABLES		DOCUMENT NO. SD-71308-001	SHEET NO. 1 OF 6		
THIS DRAWING CONTAINS INFORMATION THAT IS PROPRIETARY TO MOLEX INCORPORATED AND SHOULD NOT BE USED WITHOUT WRITTEN PERMISSION								

IN TAPE AND REEL WITH SHALLOW POCKET TAPE										BULK / IN TUBES		
PACKAGING SEE NOTE 4, SHT 1		4-8 CKT	TAPE-N-REEL W/ VAC CAPS	TAPE-N-REEL W/ VAC CAPS						BULK	BULK	
		10-100 CKT	TAPE-N-REEL W/ VAC CAPS	TAPE-N-REEL W/ VAC CAPS						TUBES	TUBES	
DIM. M ±0.25 MM			6.10 (.240)	6.10 (.240)						8.13 (.320)	13.59 (.535)	
PLATING			30 GOLD	15 GOLD						150 TIN	150 TIN	
DIM. H			2.54 (.100)	2.54 (.100)						4.57 (.180)	4.57 (.180)	
DIM. J			5.08 (.200)	5.08 (.200)						7.11 (.280)	7.11 (.280)	
CKTS	DIM. A		DIM. B		EDP NUMBER	EDP NUMBER				EDP NUMBER	EDP NUMBER	CKTS
	MM	IN	MM	IN								
04	5.08	.200	2.54	.100								04
06	7.62	.300	5.08	.200		015-91-6068						06
08	10.16	.400	7.62	.300		015-91-6088						08
10	12.70	.500	10.16	.400		015-91-6108				713088010	71308-8210	10
12	15.24	.600	12.70	.500								12
14	17.78	.700	15.24	.600	015-91-6148							14
16	20.32	.800	17.78	.700						713088016		16
18	22.86	.900	20.32	.800								18
20	25.40	1.000	22.86	.900								20
22	27.94	1.100	25.40	1.000								22
24	30.48	1.200	27.94	1.100								24
26	33.02	1.300	30.48	1.200								26
28	35.56	1.400	33.02	1.300								28
30	38.10	1.500	35.56	1.400								30
32	40.64	1.600	38.10	1.500								32
34	43.18	1.700	40.64	1.600								34
36	45.72	1.800	43.18	1.700								36
38	48.26	1.900	45.72	1.800								38
40	50.80	2.000	48.26	1.900								40
42	53.34	2.100	50.80	2.000								42
44	55.88	2.200	53.34	2.100								44
46	58.42	2.300	55.88	2.200								46
48	60.96	2.400	58.42	2.300								48
50	63.50	2.500	60.96	2.400								50
52	66.04	2.600	63.50	2.500								52
54	68.58	2.700	66.04	2.600								54
56	71.12	2.800	68.58	2.700								56
58	73.66	2.900	71.12	2.800								58
60	76.20	3.000	73.66	2.900								60
62	78.74	3.100	76.20	3.000								62
64	81.28	3.200	78.74	3.100								64
66	83.82	3.300	81.28	3.200								66
68	86.36	3.400	83.82	3.300								68
70	88.90	3.500	86.36	3.400								70
72	91.44	3.600	88.90	3.500								72
74	93.98	3.700	91.44	3.600								74
76	96.52	3.800	93.98	3.700								76
78	99.06	3.900	96.52	3.800								78
80	101.60	4.000	99.06	3.900								80
82	104.14	4.100	101.60	4.000								82
84	106.68	4.200	104.14	4.100								84
86	109.22	4.300	106.68	4.200								86
88	111.76	4.400	109.22	4.300								88
90	114.30	4.500	111.76	4.400								90
92	116.84	4.600	114.30	4.500								92
94	119.38	4.700	116.84	4.600								94
96	121.92	4.800	119.38	4.700								96
98	124.46	4.900	121.92	4.800								98
100	127.00	5.000	124.46	4.900								100

NO PEG VERSION
(ALSO SEE SHEET 2)

SEE SHEET 1 EC NO: UCP2009-2465 DRWN:KIPPER 2009/08/04 CHKD:SSOUSEK 2009/08/07 APPR:FSMITH 2009/08/10	QUALITY SYMBOLS ▽=0 ▽=0	GENERAL TOLERANCES (UNLESS SPECIFIED)		DIMENSION STYLE MM/IN		SCALE	DESIGN UNITS INCH	THIRD ANGLE PROJECTION			
		mm	INCH	DRAWN BY	DATE	TITLE SALES ASSY INSULATOR DUAL ROW SMT W/BREAK-OFF .025SQ PIN GULLWING .100					
		4 PLACES ± ---	± ---	KMS	1999/10/15	MOLEX INCORPORATED					
		3 PLACES ± ---	± .005	CHECKED BY	DATE	MATERIAL NO. SEE TABLE DOCUMENT NO. SD-71308-001					
2 PLACES ± 0.13	± .010	APPROVED BY	DATE	SHEET NO. 3 OF 6							
1 PLACE ± 0.25	± ---	KMS	1999/10/15	DRAFT WHERE APPLICABLE MUST REMAIN WITHIN DIMENSIONS THIS DRAWING CONTAINS INFORMATION THAT IS PROPRIETARY TO MOLEX INCORPORATED AND SHOULD NOT BE USED WITHOUT WRITTEN PERMISSION							
ANGULAR ±1/2°											

CKTS	DIM. A		DIM. B		DIM. C		EDP NUMBER		EDP NUMBER		EDP NUMBER		EDP NUMBER		EDP NUMBER		CKTS
	MM	IN	MM	IN	MM	IN											
04	5.08	.200	2.54	.100	----	----	015-91-1048	015-91-6047									04
06	7.62	.300	5.08	.200	2.54	.100	015-91-1068	015-91-6067	71308-6106	71308-6206							06
08	10.16	.400	7.62	.300	5.08	.200	015-91-1088	015-91-6087	71308-6108	71308-6208							08
10	12.70	.500	10.16	.400	7.62	.300	015-91-1108	015-91-6107	71308-6110	71308-6210							10
12	15.24	.600	12.70	.500	10.16	.400	015-91-1128										12
14	17.78	.700	15.24	.600	12.70	.500	015-91-1148	015-91-6147									14
16	20.32	.800	17.78	.700	15.24	.600	015-91-1168	015-91-6167									16
18	22.86	.900	20.32	.800	17.78	.700	015-91-1188										18
20	25.40	1.000	22.86	.900	20.32	.800	015-91-1208	015-91-6207									20
22	27.94	1.100	25.40	1.000	22.86	.900	015-91-1228										22
24	30.48	1.200	27.94	1.100	25.40	1.000	015-91-1248										24
26	33.02	1.300	30.48	1.200	27.94	1.100	015-91-1268		71308-6126								26
28	35.56	1.400	33.02	1.300	30.48	1.200	015-91-1288										28
30	38.10	1.500	35.56	1.400	33.02	1.300	015-91-1308										30
32	40.64	1.600	38.10	1.500	35.56	1.400	015-91-1328										32
34	43.18	1.700	40.64	1.600	38.10	1.500	015-91-1348										34
36	45.72	1.800	43.18	1.700	40.64	1.600	015-91-1368										36
38	48.26	1.900	45.72	1.800	43.18	1.700	015-91-1388										38
40	50.80	2.000	48.26	1.900	45.72	1.800	015-91-1408	015-91-6407									40
42	53.34	2.100	50.80	2.000	48.26	1.900	015-91-1428										42
44	55.88	2.200	53.34	2.100	50.80	2.000	015-91-1448										44
46	58.42	2.300	55.88	2.200	53.34	2.100	015-91-1468										46
48	60.96	2.400	58.42	2.300	55.88	2.200	015-91-1488										48
50	63.50	2.500	60.96	2.400	58.42	2.300	015-91-1508	015-91-6507									50
52	66.04	2.600	63.50	2.500	60.96	2.400	015-91-1528										52
54	68.58	2.700	66.04	2.600	63.50	2.500	015-91-1548										54
56	71.12	2.800	68.58	2.700	66.04	2.600	015-91-1568										56
58	73.66	2.900	71.12	2.800	68.58	2.700	015-91-1588										58
60	76.20	3.000	73.66	2.900	71.12	2.800	015-91-1608										60
62	78.74	3.100	76.20	3.000	73.66	2.900	015-91-1628										62
64	81.28	3.200	78.74	3.100	76.20	3.000	015-91-1648										64
66	83.82	3.300	81.28	3.200	78.74	3.100	015-91-1668										66
68	86.36	3.400	83.82	3.300	81.28	3.200	015-91-1688										68
70	88.90	3.500	86.36	3.400	83.82	3.300	015-91-1708										70
72	91.44	3.600	88.90	3.500	86.36	3.400	015-91-1728										72
74	93.98	3.700	91.44	3.600	88.90	3.500	015-91-1748										74
76	96.52	3.800	93.98	3.700	91.44	3.600	015-91-1768										76
78	99.06	3.900	96.52	3.800	93.98	3.700	015-91-1788										78
80	101.60	4.000	99.06	3.900	96.52	3.800	015-91-1808										80
82	104.14	4.100	101.60	4.000	99.06	3.900	71308-6082										82
84	106.68	4.200	104.14	4.100	101.60	4.000	71308-6084										84
86	109.22	4.300	106.68	4.200	104.14	4.100	71308-6086										86
88	111.76	4.400	109.22	4.300	106.68	4.200	71308-6088										88
90	114.30	4.500	111.76	4.400	109.22	4.300	71308-6090										90
92	116.84	4.600	114.30	4.500	111.76	4.400	71308-6092										92
94	119.38	4.700	116.84	4.600	114.30	4.500	71308-6094										94
96	121.92	4.800	119.38	4.700	116.84	4.600	71308-6096										96
98	124.46	4.900	121.92	4.800	119.38	4.700	71308-6098										98
100	127.00	5.000	124.46	4.900	121.92	4.800	71308-6100										100

SHORT PEG VERSION (.055")

<p>SEE SHEET 1 EC NO: UCP2009-2465 DRW:MKIPPER 2009/08/04 CHKD:SSOUSEK 2009/08/07 APPR:FSMITH 2009/08/10</p> <p style="text-align: center;">K3</p>	<p>QUALITY SYMBOLS</p> <p>▽=0</p> <p>▽=0</p>	<p>GENERAL TOLERANCES (UNLESS SPECIFIED)</p> <table border="1"> <tr> <th></th> <th>mm</th> <th>INCH</th> </tr> <tr> <td>4 PLACES</td> <td>± .005</td> <td>± .0005</td> </tr> <tr> <td>3 PLACES</td> <td>± .005</td> <td>± .0005</td> </tr> <tr> <td>2 PLACES</td> <td>± 0.13</td> <td>± .010</td> </tr> <tr> <td>1 PLACE</td> <td>± 0.25</td> <td>± .010</td> </tr> <tr> <td colspan="3" style="text-align: center;">ANGULAR ±1/2°</td> </tr> </table>		mm	INCH	4 PLACES	± .005	± .0005	3 PLACES	± .005	± .0005	2 PLACES	± 0.13	± .010	1 PLACE	± 0.25	± .010	ANGULAR ±1/2°			<p>DIMENSION STYLE</p> <p>MM/IN</p>	<p>SCALE</p> <p>DESIGN UNITS</p> <p>INCH</p>	<p>THIRD ANGLE PROJECTION</p>
		mm	INCH																				
	4 PLACES	± .005	± .0005																				
	3 PLACES	± .005	± .0005																				
	2 PLACES	± 0.13	± .010																				
1 PLACE	± 0.25	± .010																					
ANGULAR ±1/2°																							
		<table border="1"> <tr> <th>DRAWN BY</th> <th>DATE</th> </tr> <tr> <td>KMS</td> <td>1999/10/15</td> </tr> <tr> <th>CHECKED BY</th> <th>DATE</th> </tr> <tr> <td>KMS</td> <td>1999/10/15</td> </tr> <tr> <th>APPROVED BY</th> <th>DATE</th> </tr> <tr> <td>KMS</td> <td>1999/10/15</td> </tr> </table>	DRAWN BY	DATE	KMS	1999/10/15	CHECKED BY	DATE	KMS	1999/10/15	APPROVED BY	DATE	KMS	1999/10/15	<p>TITLE</p> <p>SALES ASSY INSULATOR DUAL ROW SMT W/BREAK-OFF .025SQ PIN GULLWING .100</p>	<p>MOLEX MOLEX INCORPORATED</p>	<p>SHEET NO.</p> <p>5 OF 6</p>						
DRAWN BY	DATE																						
KMS	1999/10/15																						
CHECKED BY	DATE																						
KMS	1999/10/15																						
APPROVED BY	DATE																						
KMS	1999/10/15																						
		<p>DRAFT WHERE APPLICABLE MUST REMAIN WITHIN DIMENSIONS</p>	<p>MATERIAL NO.</p> <p>SEE TABLE</p>	<p>DOCUMENT NO.</p> <p>SD-71308-001</p>																			
			<p>SIZE</p> <p>THIS DRAWING CONTAINS INFORMATION THAT IS PROPRIETARY TO MOLEX INCORPORATED AND SHOULD NOT BE USED WITHOUT WRITTEN PERMISSION</p>																				

