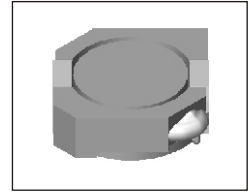


# SMT Power Inductor

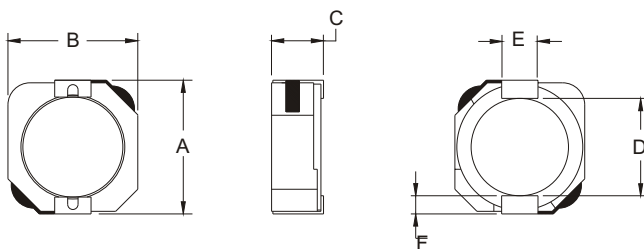
## SIL104R Type

### Features

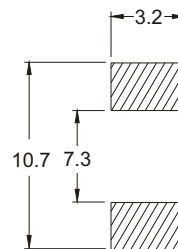
- RoHS compliant.
- Low profile (4.0mm max. height) SMD type.
- Magnetically shielded, suitable for high density mounting.
- Self-leads ,suitable for high density mounting.
- High energy storage and low DCR.
- Provided with embossed carrier tape packing.
- Ideal for power source circuits, DC-DC converter, DC-AC inverters inductor applications.
- In addition to the standard versions shown here, customized inductors are available to meet your exact requirements.



### Mechanical Dimension:



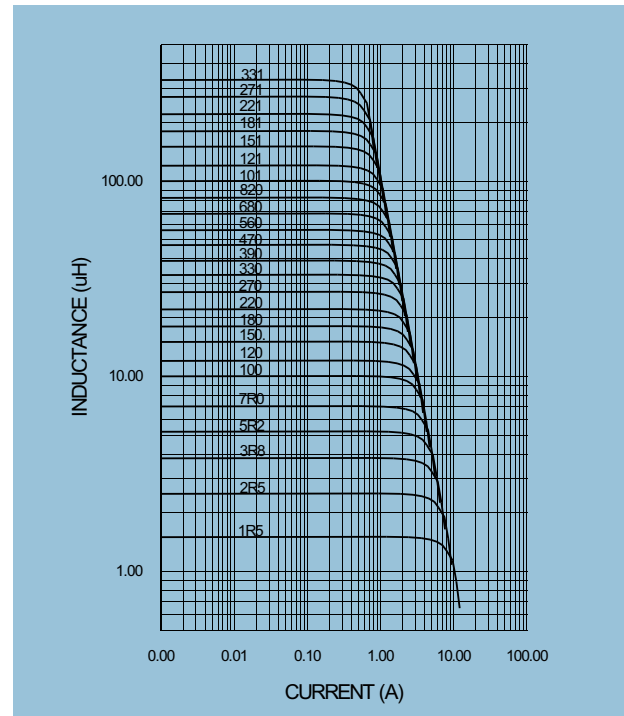
### RECOMMENDED PAD PATTERNS



UNIT:mm/inch  
 A = 10.1 ± 0.3 / 0.398 ± 0.012  
 B = 10.0 ± 0.3 / 0.394 ± 0.012  
 C = 3.8 ± 0.2 / 0.150 ± 0.008  
 D = 7.7 ± 0.3 / 0.303 ± 0.012  
 E = 3.0 ± 0.1 / 0.118 ± 0.004  
 F = 1.2 ± 0.15 / 0.047 ± 0.006

### Electrical Characteristics: 25°C: 100KHz, 0.1V

PART NO.	L <sup>1</sup> (uH)	DCR (mΩ) MAX	I <sub>rated</sub> <sup>2</sup> (A dc)
SIL104R - 1R5	1.5	8.1	10.00
SIL104R - 2R5	2.5	10.0	7.50
SIL104R - 3R8	3.8	13.0	6.00
SIL104R - 5R2	5.2	22.0	5.50
SIL104R - 7R0	7.0	27.0	4.80
SIL104R - 100	10.0	35.0	4.40
SIL104R - 150	15.0	50.0	3.60
SIL104R - 220	22.0	73.0	2.90
SIL104R - 330	33.0	93.0	2.30
SIL104R - 470	47.0	128.0	2.10
SIL104R - 680	68.0	213.0	1.50
SIL104R - 101	100.0	304.0	1.35
SIL104R - 151	150.0	506.0	1.15
SIL104R - 221	220.0	756.0	0.92
SIL104R - 331	330.0	1090.0	0.70



1. Tolerance of inductance : ± 30%.
2. I<sub>rated</sub> is the DC current which cause the inductance drop less than 35% of its nominal inductance without current and the surface temperature of the part increase less than 45°C.
3. Operating temperature: -20°C to 105°C (including self-temperature rise).



**DELTA ELECTRONICS, INC.**

(TAOYUAN PLANT CPBG) 252, SAN YING ROAD, KUEISAN INDUSTRIAL ZONE, TAOYUAN SHIEN, 333, TAIWAN, R.O.C.

TEL: 886-3-3591968; FAX: 886-3-3591991

<http://www.deltawww.com>