


HIGH Q CERAMIC WIRE WOUND INDUCTORS

AISC-1008HQ



RoHS/RoHS II Compliant



2.60 x 2.10 x 1.70mm

FEATURES:

- Higher Q and lower DCR than other 1008 inductors
- Very high SRF – as high as 8.1 GHz
- Excellent current handling capability – up to 1600mA
- Wide range of Inductance values available for flexible needs
- Tight tolerance of 2% is available.

APPLICATIONS:

- Widely used in communications applications such as cell phones, cable modems, ADSL, repeaters.
- Bluetooth, W-LAN, GPS, Broadband Network
- Video cameras, liquid crystal television, and other electronic devices
- Suitable for RF circuit

ELECTRICAL SPECIFICATIONS:

PARAMETERS

ABRACON P/N:	AISC-1008 HQSeries
Operating temperature:	-40°C to + 125°C
Storage temperature:	-10°C to +40°C, 20% to 70% RH in Tape & Reel

Part Number AISC-1008HQ- Inductance Code	Inductance	Tolerance	Min. Quality Factor	L/Q Test Freq.	Max. DC Resistance	Max. Rated Current	Min. Self- resonant Frequency
Units	nH	-	-	MHz	Ω	mA	MHz
Symbol	L	-	Q	Freq.	DCR	I _r	S.R.F
AISC-1008HQ-3N0	3.0	J, K	70	50/1500	0.04	1600	8100
AISC-1008HQ-7N8	7.8	J, K	75	50/1500	0.05	1600	3800
AISC-1008HQ-10N	10	J, K	60	50/500	0.08	1300	3600
AISC-1008HQ-12N	12	G, J, K	70	50/500	0.06	1500	2800
AISC-1008HQ-18N	18	G, J, K	62	50/350	0.08	1400	2700
AISC-1008HQ-22N	22	G, J, K	62	50/350	0.07	1400	2050
AISC-1008HQ-33N	33	G, J, K	75	50/350	0.09	1300	1700
AISC-1008HQ-39N	39	G, J, K	75	50/350	0.09	1300	1300
AISC-1008HQ-47N	47	G, J, K	75	50/350	0.12	1200	1450
AISC-1008HQ-56N	56	G, J, K	75	50/350	0.12	1200	1230
AISC-1008HQ-68N	68	G, J, K	80	50/350	0.13	1000	1150
AISC-1008HQ-82N	82	G, J, K	80	50/350	0.16	1000	1060
AISC-1008HQ-R10	100	G, J, K	62	50/350	0.16	1000	820

Test Conditions

1. Inductance is measured in HP-4287A RF LCR meter with HP-16193 fixture.
2. SRF is measured in ENA E5071B network analyzer
3. RDC is measured in HP-4338B milliohmeter.
4. Definition of Rated Current (I_r): I_r is direct electric current as chip surface temperature rise just 15°C against chip initial surface temperature (T_a)




HIGH CURRENT CERAMIC WIRE WOUND INDUCTORS

AISC-1008HQ



RoHS/RoHS II Compliant



2.60 x 2.10 x 1.70mm

PART NUMBER IDENTIFICATION

AISC-1008HQ - -

Inductance Code

Please refer to the Table

Tolerance Code

G: ±2%

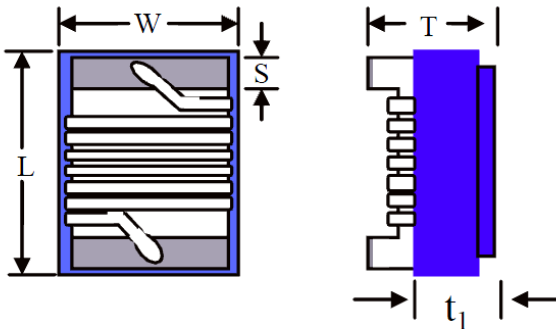
J: ±5%

K: ±10%

Packaging

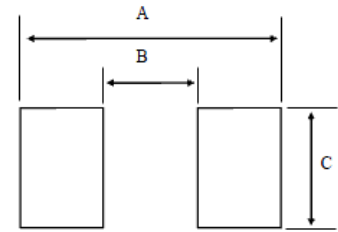
T: 2kpcs/reel

OUTLINE DIMENSIONS



L	W	T	S	t ₁
2.60 ± 0.20	2.10 ± 0.20	1.70 ± 0.20	0.50 ± 0.10	0.70 ref

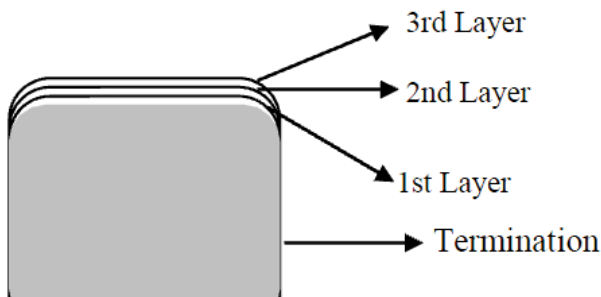
Recommended Land Pattern



A	B	C
3.00	1.20	2.20

Dimension: mm

ELECTRODE MATERIALS




Components	Material
1 st Layer	Mo/Mn or Ag
2 nd Layer	Nickel
3 rd Layer	Gold

HIGH CURRENT CERAMIC WIRE WOUND INDUCTORS

AISC-1008HQ

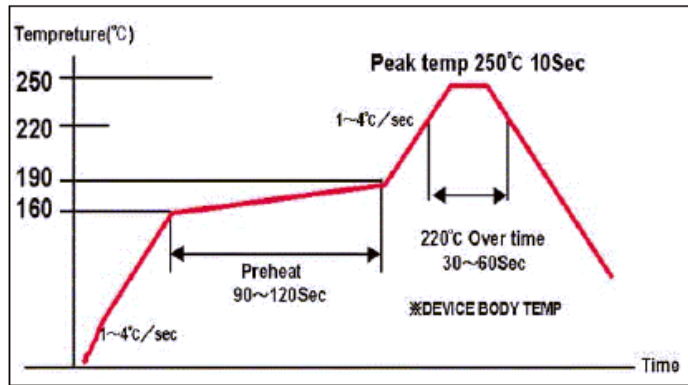


RoHS/RoHS II Compliant



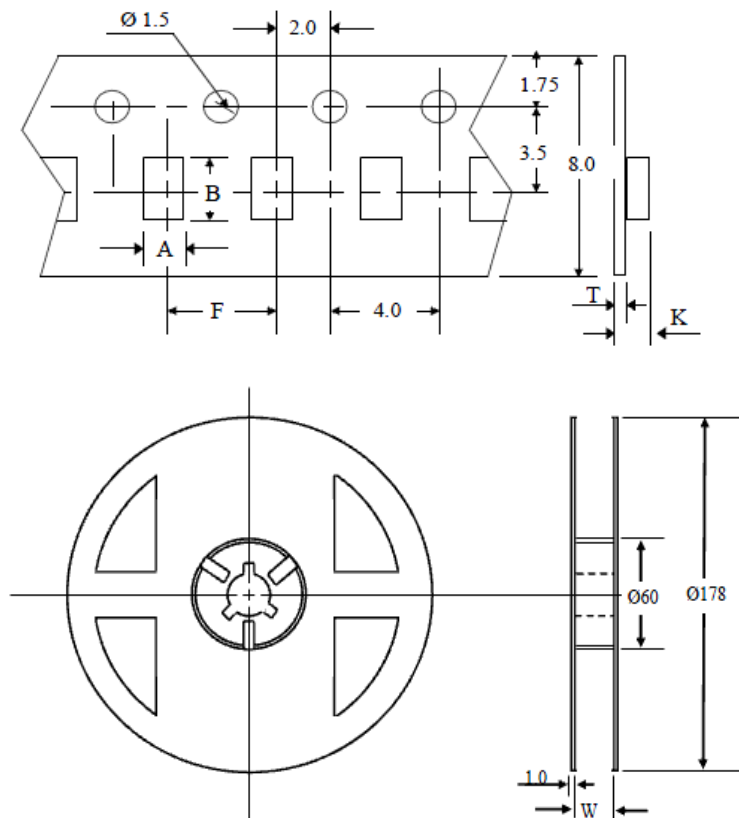
2.60 x 2.10 x 1.70mm

REFLOW PROFILE



TAPE & REEL:

T= tape and reel (2,000pcs/reel)



A	B	F	K	T	W
2.23	2.73	4.00	1.80	0.20	8.00

Dimension: mm

Storage period

Use the product within 12 months after delivered. Solderability should be checked if this period is exceeded.

ATTENTION: Abracon Corporation's products are COTS – Commercial-Off-The-Shelf products; suitable for Commercial, Industrial and, where designated, Automotive Applications. Abracon's products are not specifically designed for Military, Aviation, Aerospace, Life-dependant Medical applications or any application requiring high reliability where component failure could result in loss of life and/or property. For applications requiring high reliability and/or presenting an extreme operating environment, written consent and authorization from Abracon Corporation is required. Please contact Abracon Corporation for more information.

ABRACON IS
ISO 9001:2008
CERTIFIED



Visit www.abracon.com for Terms & Conditions of Sale
30332 Esperanza, Rancho Santa Margarita, California 92688
tel 949-546-8000 fax 949-546-8001 www.abracon.com

Revised: 04.06.13