

● PROFESSIONAL LED INDICATORS Ø 8.1mm Mounting

FEATURES



502 SERIES

PACK QUANTITY = 10 PIECES

- Nickel plated brass housing
- Sealed to IP67
- Water clear lens for good on/off contrast ratio
- Internally potted for use in high vibration applications
- Internal reverse protection diode fitted as standard in all voltage models.
- Wide viewing angle

SPECIFICATION

Ordering Information & Typical Technical Characteristics (Ta = 25°C)

Mean Time Between Failure = 100,000 Hours. Luminous intensity figures refer to the unmodified discrete LED.

PART NUMBER	COLOUR	LENS	VOLTAGE DC (Vdc) Vopr	CURRENT DC (mA) Iopr	LUMINOUS INTENSITY Iv@20mA (mcd)	WAVE LENGTH λp (nm)	OPERATING TEMP Topr	STORAGE TEMP Tstg	
HIGH INTENSITY									
502-501-21	Red	Water Clear	12	20	11000	643	-40 ~ +95 [^]	-40 ~ +100	Yes
502-521-21	Yellow	Water Clear	12	20	16000	591	-40 ~ +95 [^]	-40 ~ +100	Yes
502-532-21	Green	Water Clear	12	20	23000	527	-40 ~ +95 [^]	-40 ~ +100	Yes
502-930-21	Blue	Water Clear	12	20	7000	470	-40 ~ +95 [^]	-40 ~ +100	Yes
502-997-21	Cool White	Water Clear	12	20	14000	*see below	-40 ~ +95 [^]	-40 ~ +100	Yes
502-501-23	Red	Water Clear	24-28	20	11000	643	-40 ~ +95 [^]	-40 ~ +100	Yes
502-521-23	Yellow	Water Clear	24-28	20	16000	591	-40 ~ +95 [^]	-40 ~ +100	Yes
502-532-23	Green	Water Clear	24-28	20	23000	527	-40 ~ +95 [^]	-40 ~ +100	Yes
502-930-23	Blue	Water Clear	24-28	20	7000	470	-40 ~ +95 [^]	-40 ~ +100	Yes
502-997-23	Cool White	Water Clear	24-28	20	14000	*see below	-40 ~ +95 [^]	-40 ~ +100	Yes
UNITS			Vdc	mA	mcd	nm	°C	°C	

997F-C	*Typical emission colour cool white			
x	0.245	0.361	0.356	0.264
y	0.229	0.385	0.351	0.220

Intensities (Iv) and colour shades of white (x,y co-ordinates) may vary between LEDs within a batch.

Other voltages AC/DC available. Please contact our Technical Sales.

[^] = Products must be derated according to the derating information. Each derating graph refers to specific LEDs. Refer to page 3.

How to Order:

website: www.marl.co.uk • email: sales@marl.co.uk •

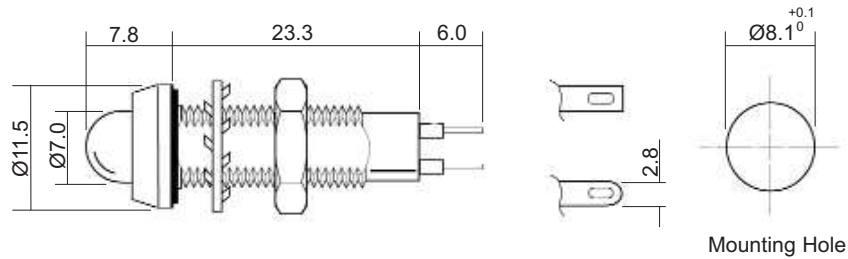
• Telephone +44 (0)1229 582430 • Fax: +44 (0)1229 585155

The information contained in this datasheet does not constitute part of any order or contract and should not be regarded as a representation relating to either products or service. Marl International reserve the right to alter without notice the specification or any conditions of supply for products or service.



BS EN ISO 9001:2000
Approved Manufacturer

502 Series



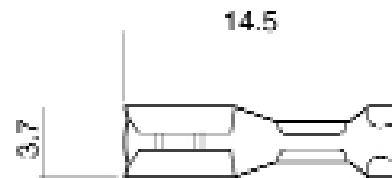
Dimensions in mm (Typical)
Not to scale

Anode termination indicated by red sleeve
Mounting hole to be clean and burr free.

MATERIALS

Body	Bright Nickel Plated Brass
Nut	Bright Nickel Plated Brass
Panel Seal	Viton
Termination Tags	Silver Flash Coated Brass
Lens	Polycarbonate
Encapsulation	PC5430 resin
Lock Washer	Spring Steel

PUSH-ON CONNECTORS



925-000-00 is brass tin plated.
For use with 502 series lamps.

Dimensions in mm (Typical)
Not to scale

TECHNICAL CHARACTERISTICS

SERIES	MAXIMUM POWER DISSIPATION	MAXIMUM REVERSE VOLTAGE	PANEL CUTOUT	NUT MOUNTING TORQUE	MINIMUM MOUNTING CENTRES	MIN/MAX. PANEL THICKNESS
502	700	3* / 1000•	8.1	0.6	x,y = 14.5	1.5-13.0
UNITS	mW	Vdc	mm	Nm	mm	mm

* = Current Version • = Voltage Version

OPTIONAL FLYING LEAD TERMINATIONS

ORDER CODE SUFFIX	SUPPLY VOLTAGE	WIRE COLOUR	WIRE LENGTH	NO/DIAMETER OF CONDUCTORS	DIAMETER OVER INSULATION	COMMENTS
15	DC Products	Red-anode / Black-cathode	150mm	19/0.15mm	1.2mm	Customised lengths available
15	AC Products	Brown-live / Blue-neutral	150mm			
19	DC Products	Red-anode / Black-cathode	1000mm			
19	AC Products	Brown-live / Blue-neutral	1000mm			

website: www.marl.co.uk • email: sales@marl.co.uk •

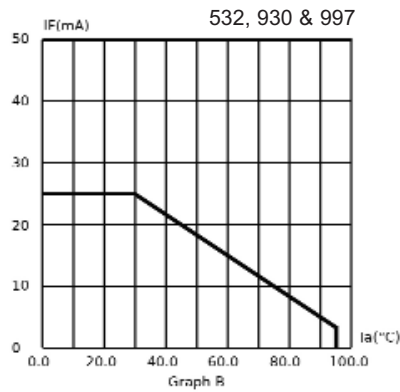
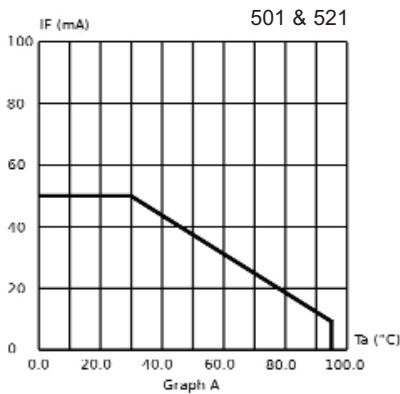
• Telephone +44 (0)1229 582430 • Fax: +44 (0)1229 585155

The information contained in this datasheet does not constitute part of any order or contract and should not be regarded as a representation relating to either products or service. Marl International reserve the right to alter without notice the specification or any conditions of supply for products or service.



BS EN ISO 9001:2000
Approved Manufacturer

DERATING INFORMATION



ALSO AVAILABLE

Part numbers also available in the 502 Series:

PART NO.	COLOUR	VOLTAGE DC (Vdc) Vopr
502-501-20	Red	5/6 VDC
502-501-86-19	Red	115 VAC
502-521-20	Yellow	5/6 VDC
502-521-25	Yellow	110 VDC
502-521-86-19	Yellow	115 VAC
502-532-20	Green	5/6 VDC
502-532-24	Green	48 VDC
502-532-86	Green	115 VAC
502-532-86-19	Green	115 VAC
502-997-20	White	5/6 VDC
502-997-22	White	24 VDC
502-997-24	White	48 VDC
502-997-86	White	115 VAC
UNITS		

The products listed above illustrate all of the options available to order. These products may have custom modifications that alter their operation beyond the generic information contained within this datasheet. Please contact sales for further information.

website: www.marl.co.uk • email: sales@marl.co.uk •

• Telephone +44 (0)1229 582430 • Fax: +44 (0)1229 585155

The information contained in this datasheet does not constitute part of any order or contract and should not be regarded as a representation relating to either products or service. Marl International reserve the right to alter without notice the specification or any conditions of supply for products or service.



BS EN ISO 9001:2000
Approved Manufacturer