

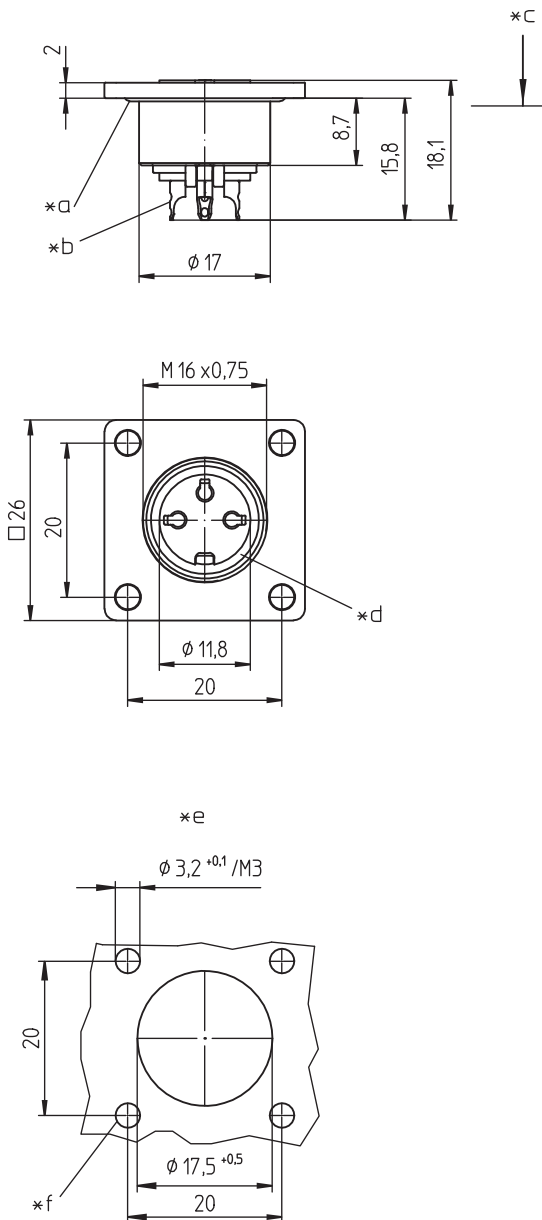
03 0308

Circular connectors with threaded joint M16 acc. to IEC 61076-2-106, IP40/IP67/IP68



Flange chassis socket acc. to IEC 61076-2-106, IP 68, with threaded joint and solder terminals, for front mounting

03 0308



Environmental conditions

Temperature range -40 °C/+85 °C

Materials

Insulating body PA GF, V-0 according to UL94
 Contact bush CuZn, silver-plated and flash gold-plated (3-8 poles)
 CuZn, pre-nickel and gold-plated (12-14 poles)
 Housing Zn diecast, pre-copper and nickel-plated
 Seal EPDM

Mechanical data

Insertion force/contact $\leq 5.0 \text{ N}^1$
 Withdrawal force/contact $\geq 1.2 \text{ N}$ (3-8 poles)
 $\geq 0.9 \text{ N}$ (12-14 poles)¹
 Protection class IP68²

¹ measured with a polished steel pin, nominal thickness 1.5 mm (1.0 mm with 12-14 poles)

² according to IEC DIN EN 60529, only in locked condition with an appropriate counterpart; IPX8 requirements under agreement between manufacturer and user

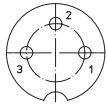
Connectable conductors for solder area

Section $\leq 0.75 \text{ mm}^2$ (AWG 20) (3-8 poles)
 $\leq 0.25 \text{ mm}^2$ (AWG 24) (12-14 poles)

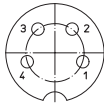
Electrical data (at $T_{\text{amb}} 20 \text{ °C}$)

Contact resistance $\leq 5 \text{ m}\Omega$
 Rated current 5 A ($T_{\text{amb}} 40 \text{ °C}$, 3-8 poles)
 3 A ($T_{\text{amb}} 40 \text{ °C}$, 12-14 poles)
 Rated voltage with pollution degree 1:
 300 V (versions 03, 04, 05-1, 06, 07)
 100 V (versions 05, 07-1, 08, 08-1)
 160 V (versions 12, 14)
 with pollution degree 2:
 250 V (versions 03, 04)
 32 V (versions 05, 07-1, 08, 08-1)
 160 V (versions 05-1, 06, 07, 12, 14)
 Rated impulse voltage 1500 V (versions 03, 04, 05-1, 06, 07, 12, 14)
 500 V (versions 05, 07-1, 08, 08-1)
 Material group II (IEC)/I (UL) (CTI ≥ 550)
 Overvoltage category I
 Insulation resistance $> 100 \text{ M}\Omega$

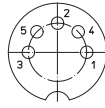
03 **0308**



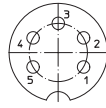
03-a
0308 03



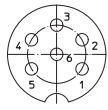
04-a
0308 04



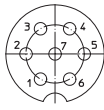
05-b
0308 05



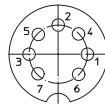
05-a
0308 05-1



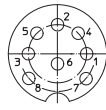
06-a
0308 06



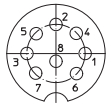
07-a
0308 07



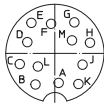
07-b
0308 07-1



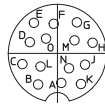
0308 08



08-a
0308 08-1



12-a
0308 12



14-a
0308 14

Associated products

Counterparts

☑ 0331

☑ 033200

☑ 0332

☑ 0365

☑ 0332-1

☑ 036500

Accessories

☑ 0308 C 02

☑ 038199

☑ 0322 C 16

☑ 038799

☑ 0381

- *a O-ring gasket
- *b cup-shaped solder terminal
- *c mounting direction
- *d flat gasket
- *e port in mounting plate
- *f provide for suitable sealing of screws

03

0308

Designation	Pole Number	PU (Pieces)	MDQ (Pieces)
0308 03	3	50	100
0308 04	4	50	100
0308 05	5	50	100
0308 05-1	5	50	100
0308 06	6	50	100
0308 07	7	50	100
0308 07-1	7	50	100
0308 08	8	50	100
0308 08-1	8	50	100
0308 12	12	50	100
0308 14	14	50	100

Packaging:

in a cardboard box