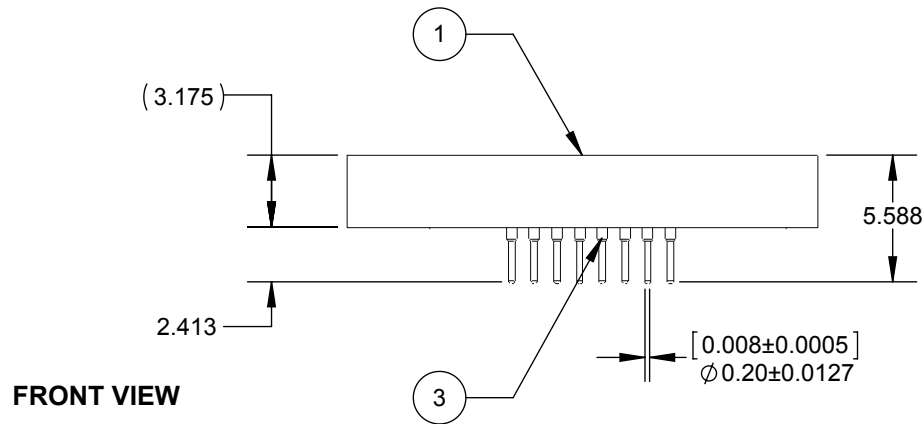
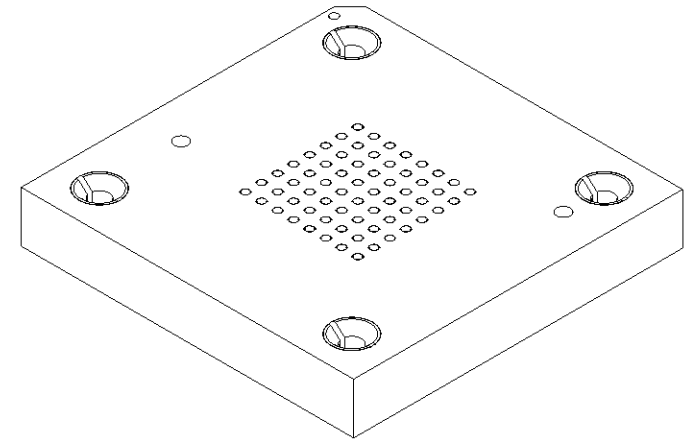
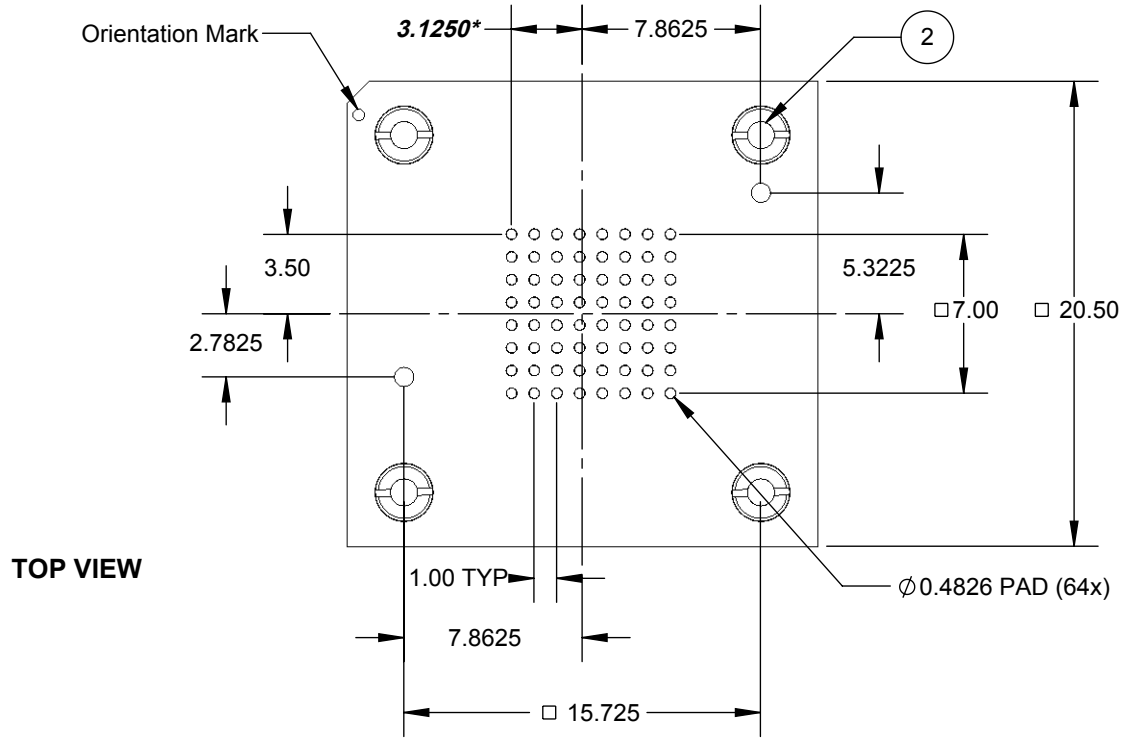


***NOTE: Pattern is offset 0.375mm to the right of center of the mounting holes**



ITEM NO.	DESCRIPTION	Material
1	Thru Hole Adaptor Board	FR4 Standard
2	#0-80 internal Thread brass insert, Press fit	Brass
3	0.8mm pitch terminal pin	Brass 360 Half Hard

Description: Male Land Socket BGA64 13mm 8x8 array 1.0mm pitch

Primary dimension units are millimeters, Secondary dimension units are [inches], Weight is in grams.
 Tolerances: Hole diameters ±0.0254mm [±0.001"], Pitches (from true position) ±0.0254mm [±0.001"], substrate thickness tolerance ±10%, all other tolerances ±0.127mm [±0.005"] unless stated otherwise. Materials and specifications are subject to change without notice.

Rev	Date	Initials	Description
A	11/20/09	MAF	Original
B	2/20/14	DH	VW to SW conversion



LS-BGA64J-05 Specification Ironwood Electronics, Inc. Tele: (800) 404-0204 www.ironwoodelectronics.com	Material: N/A Finish: N/A Weight: 2.25	STATUS: Released	SHEET: 1 OF 1	REV. B
		ENG: B. Schatz	DRAWN BY: D. Hauer	SCALE: 3:1
		FILE: LS-BGA64J-05	DATE: 02/19/14	