

TA Series




Power Chip® Thick Film on Alumina Substrate

HIGH
POWER

Ohmite's original Power Chip resistors feature our thick film on alumina substrate technology. These planar packages yield space saving, 10W/in² power densities that require over 50% less board space than other radial packages. Convection cooling is maximized by the planar package configuration which dissipates heat well above board level.

Ohmite's power chip resistors have a 125% higher operating temperature range than competitive product of similar design. High temperature solder and in-process plating keep terminations secure under self-heating effects by preventing re-flow from full power operation.

Flexible packaging schemes make these resistors ideal for power supplies, audio amplifiers, video fly-back, and other power control applications.



FEATURES

- High-Temp Terminal Construction
- Wide Resistance Range
- Low Inductance (50nH-100nH)
- High Power Density
- Easy to install. PC-mountable

SERIES SPECIFICATIONS

Series	Wattage	Series	Wattage	Series	Wattage	Series	Wattage	Series	Wattage
TA203	3.0	TA205	5.0	TA207	7.5	TA310	10.0	TA025	25.0
TA303	3.0	TA305	5.0	TA307	7.5	TA810	10.0	TA050	50.0
		TA605	5.0					TA100	100.0
		TA805	5.0						

CHARACTERISTICS

Substrate	Alumina
Resistor	Thick Film
Coating	Glass
Terminals	Solder Plated Phosphor Bronze
Thermal Conductivity	20 Watts/Meter/°C
Temperature Coefficient	1 ohm: 450 ppm/°C 1 to 100Ω: 100 ppm/°C 101Ω and up: 50 ppm/°C
Tolerance	±1%, ±5% and ±10%
Power Rating	Based on 25°C free air
Resistance Range	0.25 ohm to 10M ohm. Consult factory for other values
Maximum Operating Voltage	350 VAC, 500 VDC through glass, 1000 VAC, 1500 VDC through substrate
Overload	Five times rated power, as long as the one second average dissipation does not exceed the wattage rating. ΔR: ±2%, 2000 hours
Derating	100% @ 25°C to 0% @ 180°C ambient.

TA Series

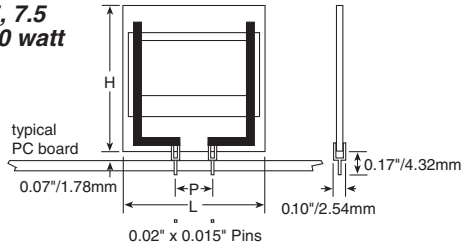
Power Chip® Thick Film on Alumina Substrate

HIGH POWER

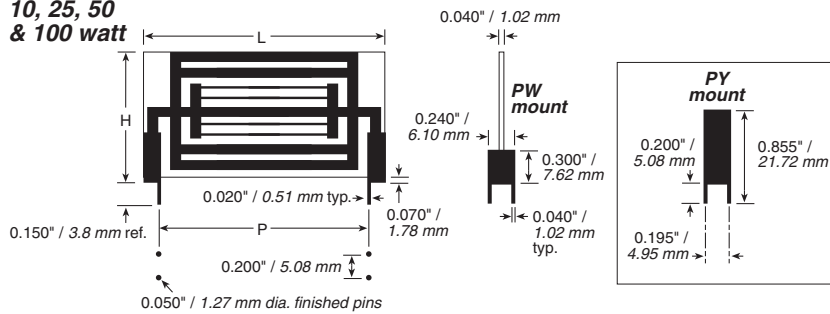
DIMENSIONS

(±.020 in. / ±.508mm)

3, 5, 7.5 & 10 watt



10, 25, 50 & 100 watt



Series	Wattage	P	Length L	Height H
TA203	3.0	0.200 / 5.08	0.50 / 12.70	0.60 / 15.24
TA303	3.0	0.300 / 7.62	0.50 / 12.70	0.60 / 15.24
TA205	5.0	0.200 / 5.08	0.50 / 12.70	1.00 / 25.40
TA305	5.0	0.300 / 7.62	0.50 / 12.70	1.00 / 25.40
TA605	5.0	0.600 / 15.24	1.00 / 25.40	0.50 / 12.70
TA805	5.0	0.800 / 20.32	1.00 / 25.40	0.50 / 12.70
TA207	7.5	0.200 / 5.08	0.75 / 19.05	1.00 / 25.40
TA307	7.5	0.300 / 7.62	0.75 / 19.05	1.00 / 25.40
TA310*	10.0	0.300 / 7.62	1.00 / 25.40	1.00 / 25.40
TA810*	10.0	0.800 / 20.32	1.00 / 25.40	1.00 / 25.40
TA025	25.0	1.90 / 48.3	2.220 / 56.39	1.170 / 29.70
TA050	50.0	1.90 / 48.3	2.220 / 56.39	2.270 / 57.60
TA100	100.0	4.10 / 104.1	4.420 / 112.27	2.270 / 57.60

*PW version of 310 and 810 are L=1.085"/27.56mm

ORDERING INFORMATION

Pin spacing (on 3-10W models only)
 2 = .2"
 3 = .3"
 8 = .8"

Tolerance
 K = 10%
 J = 5%
 F = 1%

RoHS compliant

TA 305 PA 4 K 50 J E

Series: TA, 305, PA, 4, K, 50, J, E

Power Rating: 03 = 3 W, 05 = 5, 07 = 7.5, 10 = 10, 025 = 25, 050 = 50, 100 = 100

Package: PA = pin terminals, std. for 3-10 W, PW = wraparound, std. for 10-100 W, PY = high-stability wraparound

Resistance Value (Ω): R250 = 0.25, 10R0 = 10.0, 2K00 = 2,000, 45K0 = 45,000

Standard part numbers for ta series

Ohmic value	Part No. Prefix Suffix	Part Number	Ohmic value	Part No. Prefix Suffix	Part Number	Ohmic value	Part No. Prefix Suffix	Part Number
0.25	R250J	✓	50.00	50R0J	✓	2,500.00	2K50J	✓
1.00	1R00J	✓	62.00	62R0J	✓	3,000.00	3K00J	✓
1.50	1R50J	✓	68.00	68R0J	✓	4,000.00	4K00J	✓
2.00	2R00J	✓	75.00	75R0J	✓	4,700.00	4K70J	✓
4.70	4R70J	✓	100.00	100RJ	✓	5,000.00	5K00J	✓
5.00	5R00J	✓	150.00	150RJ	✓	5,100.00	5K10J	✓
5.10	5R10J	✓	200.00	200RJ	✓	7,500.00	7K50J	✓
7.50	7R50J	✓	250.00	250RJ	✓	10,000.00	10K0J	✓
8.20	8R20J	✓	270.00	270RJ	✓	15,000.00	15K0J	✓
10.00	10R0J	✓	300.00	300RJ	✓	18,000.00	18K0J	✓
11.00	11R0J	✓	470.00	470RJ	✓	20,000.00	20K0J	✓
12.00	12R0J	✓	500.00	560	✓	30,000.00	30K0J	✓
15.00	15R0J	✓	620.00	620RJ	✓	39,000.00	39K0J	✓
20.00	20R0J	✓	680.00	680RJ	✓	50,000.00	50K0J	✓
24.00	24R0J	✓	1,000.00	1K00J	✓	75,000.00	75K0J	✓
27.00	27R0J	✓	1,500.00	1K50J	✓	100,000	100KJ	✓
33.00	33R0J	✓	1,800.00	1K80J	✓	150,000	150KJ	✓
47.00	47R0J	✓	2,000.00	2K00J	✓	200,000	200KJ	✓

✓ = Stock values, + = Most popular standard values