


# Precision Resistor (Conformally Coated)



## TCR, Resistance Range, Tolerance, Rated Power

Type	TCR(ppm/°C) -25°C to +125°C	Resistance Range(Ω)	Resistance Tolerance(%)*	Rated Power(W) at 70°C
FLA	0±5(X) 0±2.5(Y)	10 to 30	±0.5(D) ±1.0(F)	0.125
		30 to 100	±0.1(B) ±0.5(D)	
		100 to 100k	±0.05(A) ±0.1(B)	
FLB	0±5(X) 0±2.5(Y)	10 to 30	±0.5(D) ±1.0(F)	0.25
		30 to 100	±0.1(B) ±0.5(D)	
		100 to 150k	±0.05(A) ±0.1(B)	
FLC	0±5(X) 0±2.5(Y)	10 to 30	±0.5(D) ±1.0(F)	0.25
		30 to 100	±0.1(B) ±0.5(D)	
		100 to 200k	±0.05(A) ±0.1(B)	

Symbols parenthesized are for type number composition.

\*Resistance figures are the values obtained by measuring at the point  $2.5 \pm 1.0$ mm below the shoulder of leads.

## Composition of Type Number

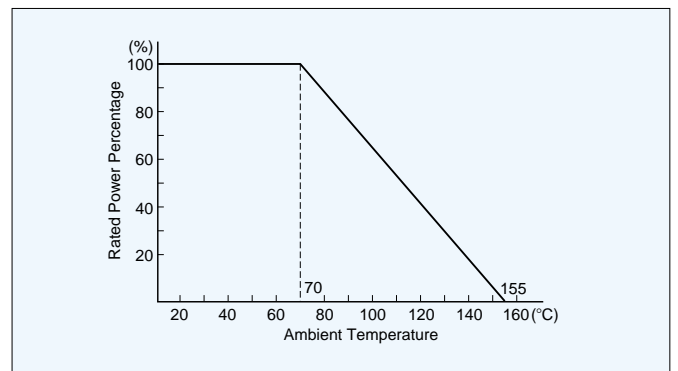
Example:

**FLA X 500R00 B**

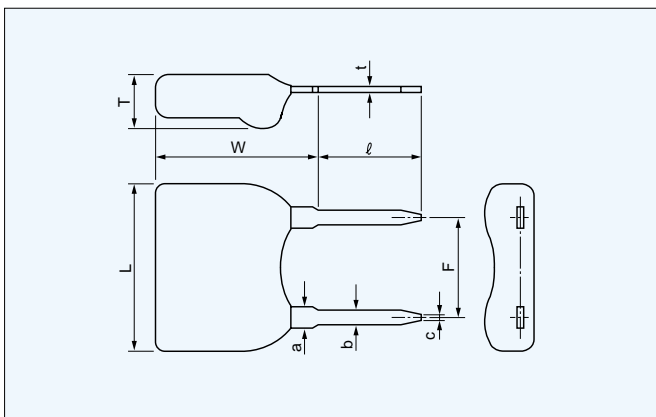
Tolerance  
Resistance Value  
TCR  
Type

Resistance value, in ohm, is expressed by a series of 6 characters, 5 of which represent significant digits while the 6th R or K is a dual purpose letter that designates both the value range (R for ohmic; K for kilo-ohm) and the location of decimal point.

## Power Derating Curve



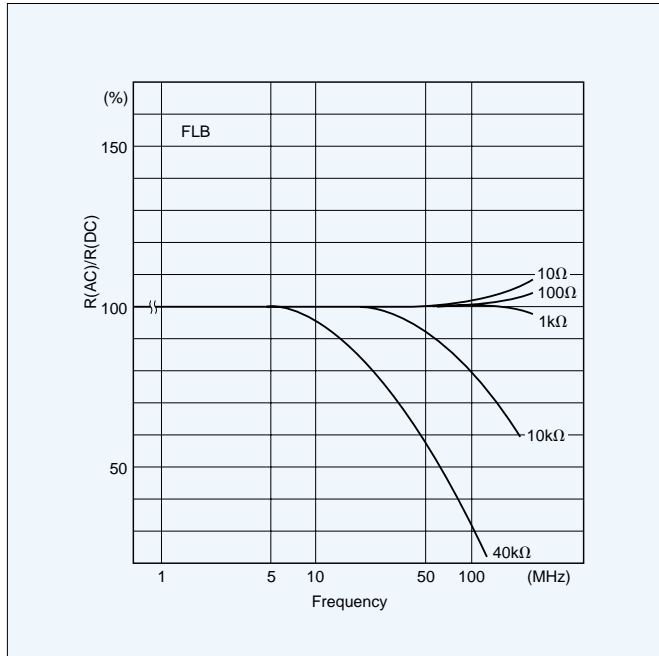
## Configuration



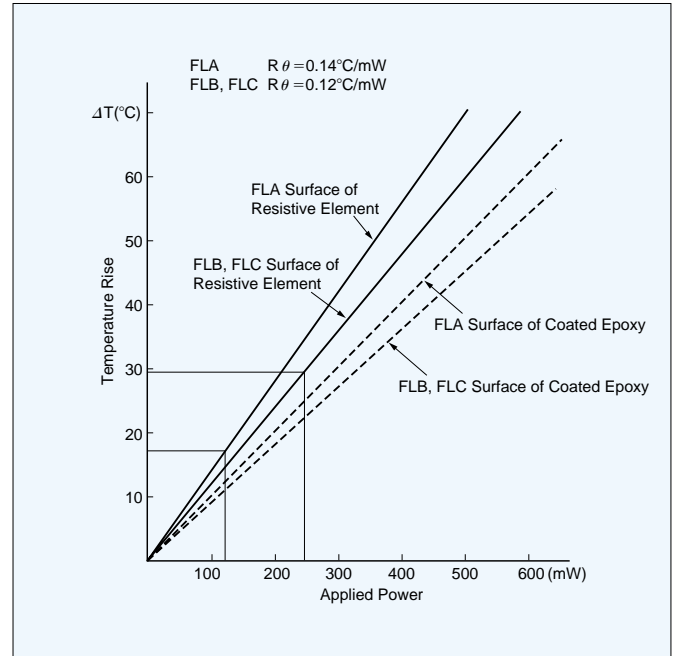
Type	FLA	FLB	FLC
L	5.6±0.5		7.5±0.5
W	6.2±0.5	8.2±0.5	6.2±0.5
T	2.2±0.5		
F	2.54±0.25		5.08±0.25
φ	5±1		
t	0.3±0.05		
a	1.0±0.05		
b	0.65±0.05		
c	0.4±0.05		

Dimensions in mm

## Frequency Characteristics



## Temperature of Resistor Surface



## Performance

Parameters	Test Condition	ALPHA Specification	ALPHA Typical Test Data
Max. Rated Operating Temperature Working Temperature Range Max. Working Voltage		70°C -25°C to +155°C FLA=250V, FLB=FLC=300V	
Temperature Cycling Overload	-25°C/30min., Room Temperature/5min., +155°C/30min., 5cycles Rated Voltage×2.5, 5 sec.	±0.05% ±0.05%	±0.01% ±0.0025%
Solderability Resistance to Solvents	235°C, 2sec. ① Isopropyl Alcohol ② Trichloroethylene	over 75% coverage no damage	over 75% coverage no damage
Low Temperature Storage Terminal Strength	-25°C, No Load, 2hrs 0.908kg(2pounds), 10 sec.	±0.05% ±0.05%	±0.0025% ±0.0025%
Dielectric Withstanding Voltage Insulation Resistance Resistance to Soldering Heat Moisture Resistance	Atmospheric: AC 300V, 1 min. DC 100V, 1 min. 350°C, 3 sec. +65°C to -10°C, 90%RH to 98%RH, Rated Voltage, 10cycles(240hrs)	±0.03% over 10,000MΩ ±0.03% ±0.1%	±0.0025% over 10,000MΩ ±0.0025% ±0.015%
Shock Vibration	50G, 11ms, Half-sine Wave, X, Y, Z, each 3 shocks 20G, 10Hz to 55Hz to 10Hz, 1min., X, Y, Z, each 2hrs	±0.03% ±0.03%	±0.005% ±0.005%
Life(Rated Load)	70°C, Rated Power, 1.5hr.-ON, 0.5hr.-OFF, 1000hrs	±0.1%	±0.01%
Life(Moisture Load)	40°C, 90%RH to 95%RH, Rated Power, 1.5hr.-ON, 0.5hr.-OFF, 1000hrs	±0.05%	±0.01%
Storage Life	15°C to 35°C, 15%RH to 75%RH, No Load, 10000hrs	±0.02%	±0.005%
High Temperature Exposure	155°C, No Load, 1000hrs	±0.05%	±0.01%
Current Noise Pressure Cooker Test	121°C, 100%RH, 2atmospheric, No Load, 100hrs	-25dB ±0.5%	-42dB ±0.1%