

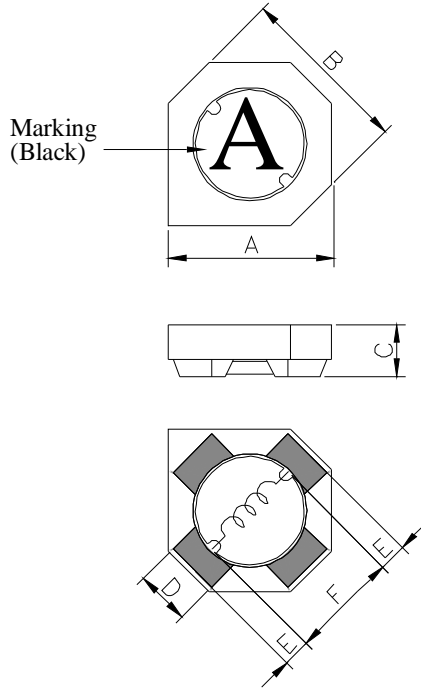
SPECIFICATION FOR APPROVAL

REF :20080804-A

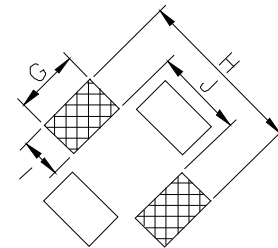
PAGE: 1

PROD. NAME	SHIELDED SMD POWER INDUCTOR	ABC'S DWG NO. ABC'S ITEM NO.	SU3009□□□□L□-□□□
---------------	--------------------------------	---------------------------------	------------------

I . CONFIGURATION & DIMENSIONS :

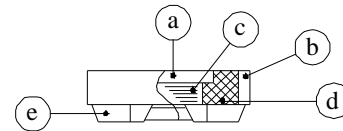
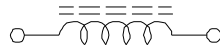


- A : 3.30 ±0.20 m/m
- B : 3.50 ±0.20 m/m
- C : 0.95 ±0.10 m/m
- D : 1.10 typ. m/m
- E : 0.50 typ. m/m
- F : 2.30 typ. m/m
- G : 1.30 ref. m/m
- H : 4.20 ref. m/m
- I : 1.20 ref. m/m
- J : 1.80 ref. m/m



(PCB Pattern Suggestion)

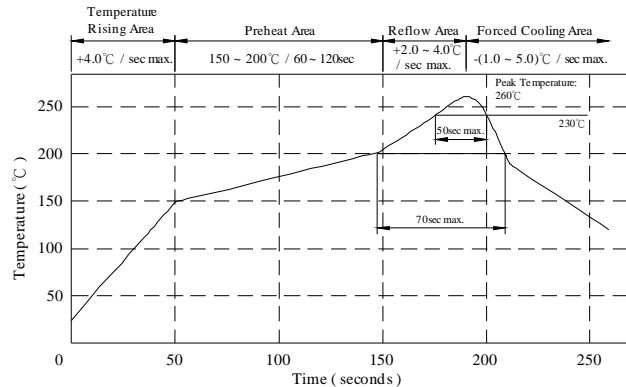
II . SCHEMATIC DIAGRAM :



III . MATERIALS :

- a . Core : Ferrite DR core
- b . Core : Ferrite RI core
- c . Wire : Enamelled copper wire (class H)
- d . Adhesive : Epoxy resin
- e . Terminal : Ag/Ni/Sn
- f . Remark : Products comply with RoHS' requirements

Peak Temp : 260°C max.
 Max time above 230°C : 50sec max.
 Max time above 200°C : 70sec max.



IV . GENERAL SPECIFICATION :

- a . Temp. rise : 40°C typ.
- b . Rated current :
Base on temp. rise & $\Delta L / L0A=35\%$ typ.
- c . Storage temp. : -40°C ----+125°C
- d . Operating temp. : -40°C ----+105°C
- e . Resistance to solder heat : 260°C.10 secs.

AR-001A

SPECIFICATION FOR APPROVAL

REF: 20080804-A

PAGE: 2

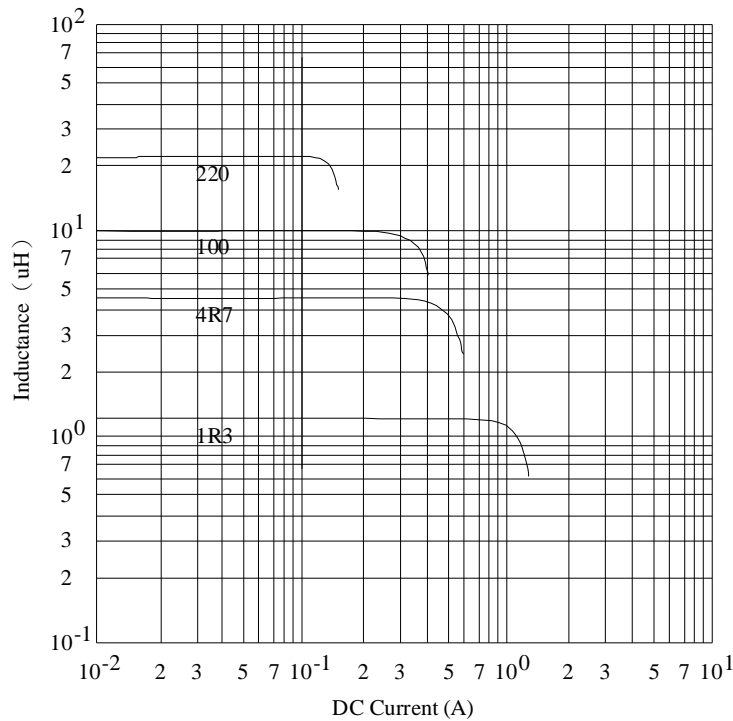
PROD. NAME	SHIELDED SMD POWER INDUCTOR	ABC'S DWG NO.	SU3009□□□□L□-□□□
		ABC'S ITEM NO.	

V . ELECTRICAL CHARACTERISTICS :

DWG No.	Inductance (μ H)	Q ref.	Test Freq. (Hz)		RDC ($m\Omega$)		SRF (MHz)	Irms (mA)	Isat (mA)	Marking
			L	Q	typ.	max.	typ.	typ.		
SU30091R3YL□-□□□	$1.3 \pm 30 \%$	10.0	100K	7.96M	88	115	210	1000	1100	A
SU30092R2YL□-□□□	$2.2 \pm 30 \%$	8.5	100K	7.96M	115	145	150	800	850	B
SU30093R3YL□-□□□	$3.3 \pm 30 \%$	8.0	100K	7.96M	180	225	130	650	720	C
SU30094R7YL□-□□□	$4.7 \pm 30 \%$	9.0	100K	7.96M	230	290	100	480	500	D
SU30096R8YL□-□□□	$6.8 \pm 30 \%$	8.0	100K	7.96M	400	500	85	400	430	E
SU3009100YL□-□□□	$10.0 \pm 30 \%$	8.5	100K	2.52M	610	760	60	280	350	F
SU3009220YL□-□□□	$22.0 \pm 30 \%$	20.0	100K	2.52M	1300	1600	40	220	250	G

- 1) . □ : Packaging Information... **A** : Bulk **B** : Taping Reel
- 2) ."- □□□":Reference code
- 3) . Inductance Test Freq. : 100KHz / 0.1V
- 4) . Irms base on Temp. rise 40°C typ.
- 5) . Isat base on $\Delta L / L0A=35\%$ typ.

@ Inductance VS. DC Current Curve :



AR-001A

SPECIFICATION FOR APPROVAL

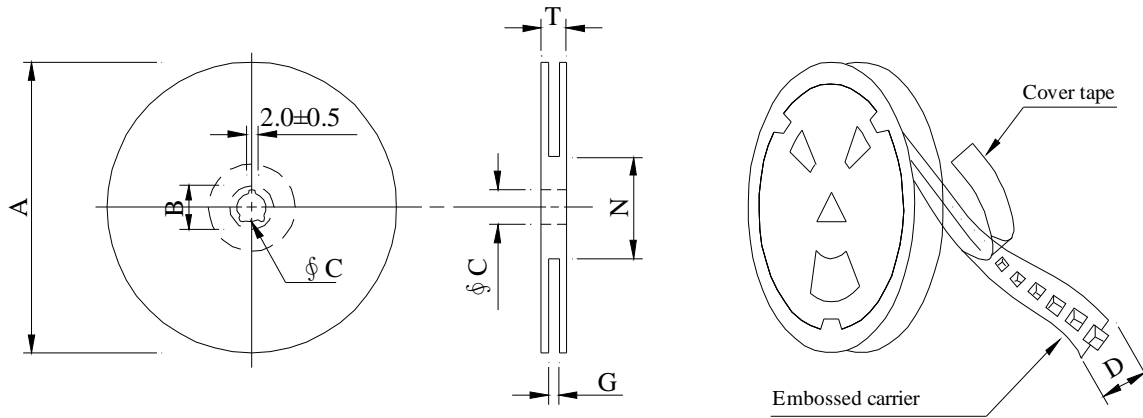
REF: 20080804-A

PAGE: 3

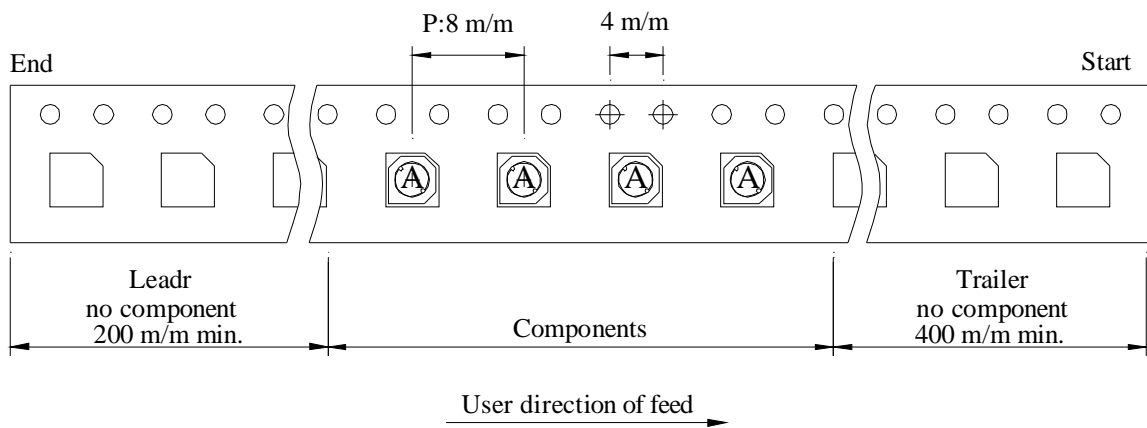
PROD. NAME	SHIELDED SMD POWER INDUCTOR	ABC'S DWG NO.	SU3009□□□□L□-□□
		ABC'S ITEM NO.	

VI . PACKAGING INFORMATION :

(1) Configuration



※Carrier tape width : D



(2) Dimensions

Unit:m/m

Style	A	B	C	D	G	N	T
07 - 12	178	21±0.8	13	12	14 +0	50 -0	16.5

(3) Q'TY & G.W. Per package

Series	Inner : Reel			Outer : Carton		
	Q'TY (pcs)	G.W. (gw)	Style	Q'TY (pcs)	G.W. (Kg)	Size (cm)
SU3009	1,500	150	07 - 12	60,000	8.50	42 x 41 x 24

AR-001A



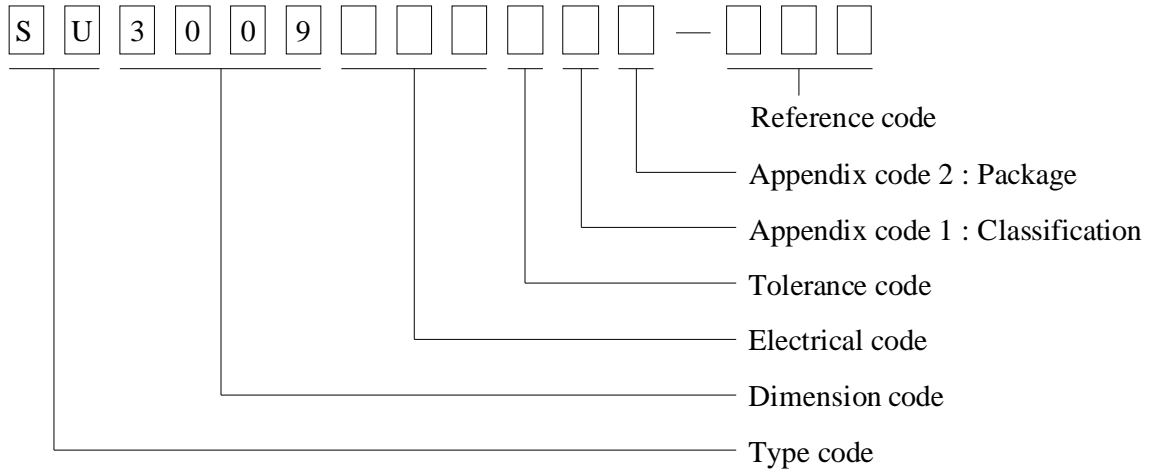
SPECIFICATION FOR APPROVAL

REF : 20080804-A

PAGE: 4

PROD. NAME	SHIELDED SMD POWER INDUCTOR	ABC'S DWG NO.	SU3009□□□□L□-□□□
		ABC'S ITEM NO.	

VII . DWGING NUMBER EXPRESSION :



Appendix code 1 : Product Classification

- L : Lead Free Standard products comply with RoHS' requirements
- 1 ~ 9 : Lead Free Special products comply with RoHS' requirements

Appendix code 2 : Package Information

Code	Inner package	Inner package Q'TY	Remark
A	T.B.D.	T.B.D.	
B	T / R (Reel package)	1,500 pcs	

AR-001A



SPECIFICATION FOR APPROVAL

REF : 20080804-A

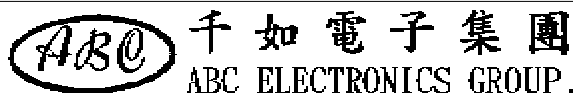
PAGE: 5

PROD. NAME	SHIELDED SMD POWER INDUCTOR	ABC'S DWG NO.	SU3009□□□□L□-□□□
		ABC'S ITEM NO.	

VIII . RELIABILITY TEST :

Test item	Specification	Test condition						
Solderability	More than 95% of the terminal electrode shall be covered With fresh solder.	Preheat : 155°C / 4 hours. Solder : Sn96.5 / Ag3 / Cu0.5 or equivalent Solder temp. : 235±5°C Flux : Rosin Dip time : 5±0.5 seconds						
Thermal shock test (Temp. cycle)	Electrical oharacteristics shall not change more than ±20%	<table style="width: 100%; border: none;"> <tr> <td style="text-align: center;">Room temp. 15 minutes</td> <td style="text-align: center;">→</td> <td style="text-align: center;">-40 °C 30 minutes</td> </tr> <tr> <td style="text-align: center;">Room temp. 15 minutes</td> <td style="text-align: center;">→</td> <td style="text-align: center;">+105 °C 30 minutes</td> </tr> </table> <p>Total : 50 cycles</p>	Room temp. 15 minutes	→	-40 °C 30 minutes	Room temp. 15 minutes	→	+105 °C 30 minutes
Room temp. 15 minutes	→	-40 °C 30 minutes						
Room temp. 15 minutes	→	+105 °C 30 minutes						
Humidity test		Temperature : 40±2°C Humidity : 90±5% Time : 1000 hours						
High temp. Resistance test		Temperature : 105±5°C Applied current : Per spec. Time : 96 hours						

AR-001A



SPECIFICATION FOR APPROVAL

REF :20080804-A

PAGE: 6

PROD. NAME	SHIELDED SMD POWER INDUCTOR	ABC'S DWG NO. ABC'S ITEM NO.	SU3009□□□□L□-□□□
---------------	--------------------------------	---------------------------------	------------------

IX . UL CARD :

OBMW2 August 27, 1999
Magnet Wire-Component

ELEKTRISOLA (MALAYSLA) SDN BHD E143312
IALAN DAMN SATU IANDA BAIK 28750 BENTONG, PAHANG
DARUL MAKMUR MALAYSIA

Mtl Dsg	Mark Dsg	Coating Type		ANSI Typ	Temp Class
		BC	OC		
Estersol 160	E180	Polyesterimide (solderable)	---	MW-77	180
Amldester 200	A200	Polyesterimide	---	MW-74	200
Polysol-N 155	PN155	Polyurethane	Nylon	MW-80, MW-28	155, 100
Polysol 155	P155	Polyurethane	---	MW-79, MW-79	155, 130
Polysol 155g	Pg155	Polyurethane	---	MW-79	130
Polysol 155p	Pp155,Gp155	Polyurethane	---	MW-79	155
Polysol 160	P160	Polyurethane	---	MW-79	155
Polysol 180	P180	Polyurethane	---	MW-79	155
Polysol 170	P170 or G170	Polyurethane	---	MW-79	156
Polysol-N180	PN180	Polyurethane	Nylon	---	180

Marking : Company name/material designation or marked designation and factory identification on package ok reel

See General Information preceding These Recognitions
For use only in equipment where the acceptability of the combination is determined by Underwriters Laboratories Inc.

AR-001A

