

LED NUMERIC DISPLAY, 2 DIGIT
BL-D80X-21
Features:

- 20.3mm (0.80") Dual digit numeric display series
- Low current operation.
- Excellent character appearance.
- Easy mounting on P.C. Boards or sockets.
- I.C. Compatible.
- ROHS Compliance.


Super Bright
Electrical-optical characteristics: (Ta=25°C) (Test Condition: IF=20mA)

Part No		Chip			VF Unit:V		Iv TYP.(mcd)
Common Cathode	Common Anode	Emitted Color	Material	λ_p (nm)	Typ	Max	
BL-D80C-21S-XX	BL-D80D-21S-XX	Hi Red	GaAlAs/GaAs,SH	660	1.85	2.20	120
BL-D80C-21D-XX	BL-D80D-21D-XX	Super Red	GaAlAs/GaAs,DH	660	1.85	2.20	150
BL-D80C-21UR-XX	BL-D80D-21UR-XX	Ultra Red	GaAlAs/GaAs,DDH	660	1.85	2.20	180
BL-D80C-21E-XX	BL-D80D-21E-XX	Orange	GaAsP/GaP	635	2.10	2.50	70
BL-D80C-21Y-XX	BL-D80D-21Y-XX	Yellow	GaAsP/GaP	585	2.10	2.50	70
BL-D80C-21G-XX	BL-D80D-21G-XX	Green	GaP/GaP	570	2.20	2.50	75

Ultra Bright
Electrical-optical characteristics: (Ta=25°C) (Test Condition: IF=20mA)

Part No		Chip			VF Unit:V		Iv TYP.(mcd)
Common Cathode	Common Anode	Emitted Color	Material	λ_p (nm)	Typ	Max	
BL-D80C-21UHR-XX	BL-D80D-21UHR-XX	Ultra Red	AlGaInP	645	2.10	2.50	180
BL-D80C-21UE-XX	BL-D80D-21UE-XX	Ultra Orange	AlGaInP	630	2.10	2.50	120
BL-D80C-21YO-XX	BL-D80D-21YO-XX	Ultra Amber	AlGaInP	619	2.10	2.50	120
BL-D80C-21UY-XX	BL-D80D-21UY-XX	Ultra Yellow	AlGaInP	590	2.10	2.50	120
BL-D80C-21UG-XX	BL-D80D-21UG-XX	Ultra Green	AlGaInP	574	2.20	2.50	145
BL-D80C-21PG-XX	BL-D80D-21PG-XX	Ultra Pure Green	InGaN	525	3.80	4.50	210
BL-D80C-21B-XX	BL-D80D-21B-XX	Ultra Blue	InGaN	470	2.70	4.20	95
BL-D80C-21W-XX	BL-D80D-21W-XX	Ultra White	InGaN	/	2.70	4.20	95

-XX: Surface / Lens color:

Number	0	1	2	3	4	5
Ref Surface Color	White	Black	Gray	Red	Green	
Epoxy Color	Water clear	White diffused	Red Diffused	Green Diffused	Yellow Diffused	

LED NUMERIC DISPLAY, 2 DIGIT
BL-D80X-21
Absolute maximum ratings (Ta=25°C)

Parameter	S	D	UR	E	Y	G	Unit
Forward Current I_F	25	25	25	25	25	30	mA
Power Dissipation P_d	60	60	60	60	60	65	mW
Reverse Voltage V_R	5	5	5	5	5	5	V
Peak Forward Current I_{PF} (Duty 1/10 @1KHZ)	150	150	150	150	150	150	mA
Operation Temperature T_{OPR}	-40 to +80						°C
Storage Temperature T_{STG}	-40 to +85						°C
Lead Soldering Temperature T_{SOL}	Max.260±5°C for 3 sec Max. (1.6mm from the base of the epoxy bulb)						°C

■ Absolute maximum ratings (Ta=25°C)

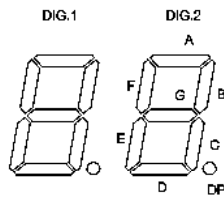
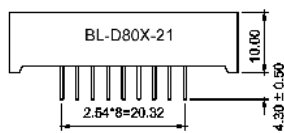
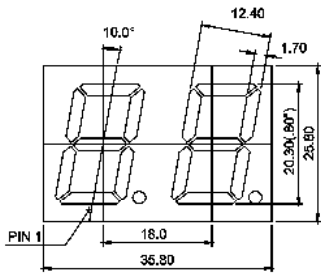
Parameter	UHR	UE	YO	UY	UG	PG	UB	UW	Unit
Forward Current I_F	30	30	30	30	30	30	30	30	mA
Power Dissipation P_d	75	65	65	65	75	110	120	120	mW
Reverse Voltage V_R	5	5	5	5	5	5	5	5	V
Peak Forward Current I_{PF} (Duty 1/10 @1KHZ)	150	150	150	150	150	150	100	100	mA
Operation Temperature T_{OPR}	-40 to +80								°C
Storage Temperature T_{STG}	-40 to +85								°C
Lead Soldering Temperature T_{SOL}	Max.260±5°C for 3 sec Max. (1.6mm from the base of the epoxy bulb)								°C

LED NUMERIC DISPLAY, 2 DIGIT

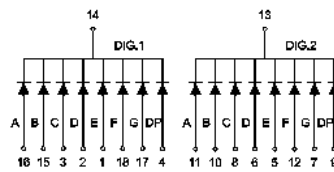
BL-D80X-21

Package configuration & Internal circuit diagram

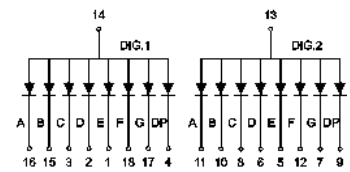
BL-D80X-21 Series



BL-D80C-21



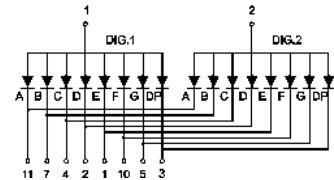
BL-D80D-21



BL-D80E-21



BL-D80F-21



www.betlux.com

Notes:

1. All dimensions are in millimeters (inches)
2. Tolerance is $\pm 0.25(0.01)$ unless otherwise noted.
3. Specifications are subject to change without notice.

LED NUMERIC DISPLAY, 2 DIGIT

BL-D80X-21

Typical electrical-optical characteristics curves:



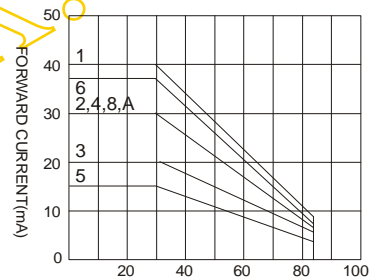
- | | |
|---|--------------------------------------|
| (1) - GaAsP/GaAs 655nm/Red | (9) - GaAlAs 880nm |
| (2) - GaP 570nm/Yellow Green | (10) - GaAs/GaAs & GaAlAs/GaAs 940nm |
| (3) - GaAsP/GaP 585nm/Yellow | (A) - GaN/SiC 430nm/Blue |
| (4) - GaAsP/GaP 635nm/Orange & Hi-Eff Red | (B) - InGaN/SiC 470nm/Blue |
| (5) - GaP 700nm/Bright Red | (C) - InGaN/SiC 505nm/Ultra Green |
| (6) - GaAlAs/GaAs 660nm/Super Red | (D) - InGaN/SiC 525nm/Ultra Green |
| (8) - GaAsP/GaP 610nm/Super Red | |



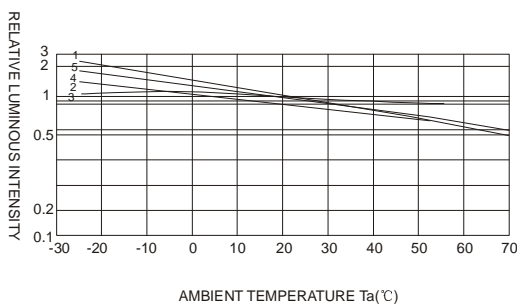
FORWARD VOLTAGE (Vf)
FORWARD CURRENT VS.
FORWARD VOLTAGE



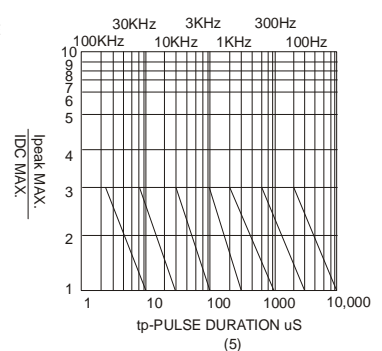
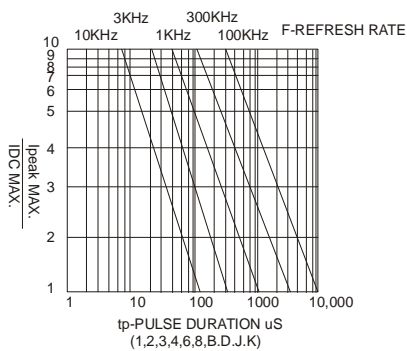
FORWARD CURRENT (mA)
RELATIVE LUMINOUS
INTENSITY VS. FORWARD
CURRENT



AMBIENT TEMPERATURE Ta(°C)
FORWARD CURRENT VS. AMBIENT
TEMPERATURE



AMBIENT TEMPERATURE Ta(°C)



NOTE:25°C free air temperature unless otherwise specified