



Series 970 PowerTrip™ Connectors and Accessories

370-024 Submersible Backshell

SUBMERSIBLE BACKSHELL



Heavy duty backshell features positive detent self-locking spin coupling for high vibration environments. For use with unshielded, jacketed power cable. Splined connector interface. Heavy duty cable clamps fit most cable sizes, or choose wire mesh stainless steel cordgrip. Withstands six feet water immersion for 48 hours. Aluminum or stainless steel with silicone gland. Stainless steel telescoping clamp screws. Meets environmental, electrical and mechanical requirements of AS85049 Category 1A Heavy Duty.

MATERIALS AND FINISHES

Adapters, elbows, follower, coupling nut: aluminum or stainless steel. See **How To Order** for material & finish options.

Hardware: stainless steel

Wire Mesh Cordgrip: stainless steel

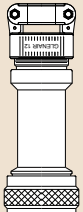
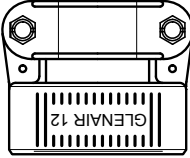
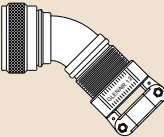

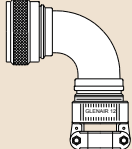
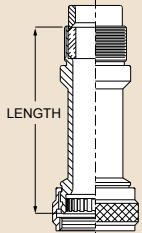
Screws: stainless steel

Grommet, O-rings: fluorosilicone

INSTALLATION TORQUE

Shell Size	Recommended Installation Torque Inch-Pounds ± 5
18	116
20, 24	136
28, 32, 36	148
40	164

HOW TO ORDER

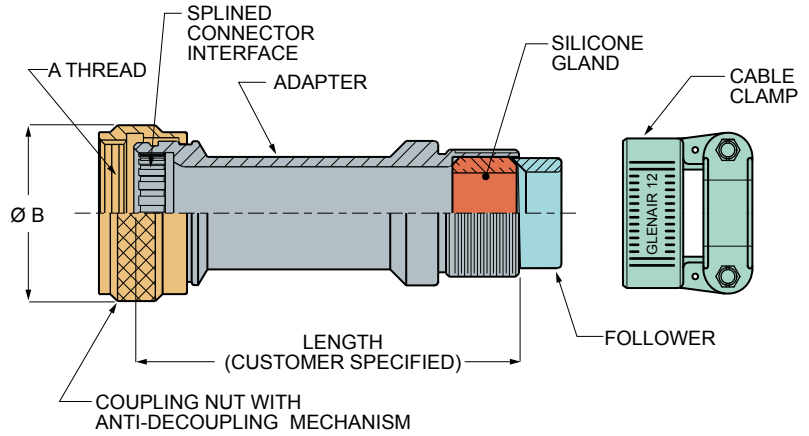
SERIES	SHELL MATERIAL / FINISH	SHELL SIZE	CABLE ENTRY CODE	LENGTH CODE																																							
370PS024 Straight Exit 	ME Aluminum / Electroless Nickel RoHS Compliant NF Aluminum / Cadmium with Olive Drab Chromate ZR Aluminum / Zinc-Nickel with Non-Reflective Black Chromate RoHS Compliant	18 20 24 28 32 36 40	 Saddle Clamp	(Omit for 45° and 90° styles. Applies to 370PS024 straight exit only) The Length Code is the length of the adapter in 1/2 inch increments <table border="1"> <thead> <tr> <th>Code</th> <th colspan="2">Length</th> </tr> <tr> <th></th> <th>In.</th> <th>mm.</th> </tr> </thead> <tbody> <tr><td>6</td><td>3.0</td><td>76</td></tr> <tr><td>7</td><td>3.5</td><td>89</td></tr> <tr><td>8</td><td>4.0</td><td>102</td></tr> <tr><td>9</td><td>4.5</td><td>114</td></tr> <tr><td>10</td><td>5.0</td><td>127</td></tr> <tr><td>11</td><td>5.5</td><td>140</td></tr> <tr><td>12</td><td>6.0</td><td>152</td></tr> <tr><td>13</td><td>6.5</td><td>165</td></tr> <tr><td>14</td><td>7.0</td><td>178</td></tr> <tr><td>15</td><td>7.5</td><td>191</td></tr> <tr><td>16</td><td>8.0</td><td>203</td></tr> </tbody> </table>	Code	Length			In.	mm.	6	3.0	76	7	3.5	89	8	4.0	102	9	4.5	114	10	5.0	127	11	5.5	140	12	6.0	152	13	6.5	165	14	7.0	178	15	7.5	191	16	8.0	203
					Code	Length																																					
						In.	mm.																																				
					6	3.0	76																																				
7	3.5	89																																									
8	4.0	102																																									
9	4.5	114																																									
10	5.0	127																																									
11	5.5	140																																									
12	6.0	152																																									
13	6.5	165																																									
14	7.0	178																																									
15	7.5	191																																									
16	8.0	203																																									
370PM024 45° Exit 	MT Aluminum / Nickel-PTFE RoHS Compliant		 Wire Mesh Cordgrip	<table border="1"> <thead> <tr> <th rowspan="2">Code</th> <th colspan="2">Cable Diameter</th> </tr> <tr> <th>Min.</th> <th>Max.</th> </tr> </thead> <tbody> <tr><td>06H</td><td>.250</td><td>6.4</td></tr> <tr><td>08H</td><td>.387</td><td>9.8</td></tr> <tr><td>10H</td><td>.350</td><td>8.9</td></tr> <tr><td>12H</td><td>.500</td><td>12.7</td></tr> <tr><td>16H</td><td>.625</td><td>15.9</td></tr> <tr><td>20H</td><td>.875</td><td>22.2</td></tr> <tr><td>24H</td><td>1.000</td><td>25.4</td></tr> <tr><td>28H</td><td>1.250</td><td>31.8</td></tr> <tr><td>32H</td><td>1.437</td><td>36.5</td></tr> <tr><td>36H</td><td>1.625</td><td>41.3</td></tr> <tr><td>40H</td><td>1.875</td><td>47.6</td></tr> </tbody> </table>	Code	Cable Diameter		Min.	Max.	06H	.250	6.4	08H	.387	9.8	10H	.350	8.9	12H	.500	12.7	16H	.625	15.9	20H	.875	22.2	24H	1.000	25.4	28H	1.250	31.8	32H	1.437	36.5	36H	1.625	41.3	40H	1.875	47.6	
						Code	Cable Diameter																																				
					Min.		Max.																																				
					06H	.250	6.4																																				
08H	.387	9.8																																									
10H	.350	8.9																																									
12H	.500	12.7																																									
16H	.625	15.9																																									
20H	.875	22.2																																									
24H	1.000	25.4																																									
28H	1.250	31.8																																									
32H	1.437	36.5																																									
36H	1.625	41.3																																									
40H	1.875	47.6																																									
370PN024 90° Exit 	Z1 Stainless Steel / Passivated RoHS Compliant		<table border="1"> <thead> <tr> <th rowspan="2">Code</th> <th colspan="2">Cable Diameter</th> </tr> <tr> <th>Min.</th> <th>Max.</th> </tr> </thead> <tbody> <tr><td>06K</td><td>.310</td><td>7.8</td></tr> <tr><td>08K</td><td>.438</td><td>11.1</td></tr> <tr><td>10K</td><td>.500</td><td>12.7</td></tr> <tr><td>12K</td><td>.625</td><td>15.9</td></tr> <tr><td>14K</td><td>.750</td><td>19.1</td></tr> <tr><td>16K</td><td>.875</td><td>22.2</td></tr> <tr><td>20K</td><td>1.000</td><td>25.4</td></tr> <tr><td>24K</td><td>1.125</td><td>28.6</td></tr> <tr><td>28K</td><td>1.375</td><td>34.9</td></tr> <tr><td>32K</td><td>1.625</td><td>41.3</td></tr> <tr><td>40K</td><td>2.125</td><td>53.9</td></tr> </tbody> </table>	Code	Cable Diameter		Min.	Max.	06K	.310	7.8	08K	.438	11.1	10K	.500	12.7	12K	.625	15.9	14K	.750	19.1	16K	.875	22.2	20K	1.000	25.4	24K	1.125	28.6	28K	1.375	34.9	32K	1.625	41.3	40K	2.125	53.9		
					Code	Cable Diameter																																					
				Min.		Max.																																					
				06K	.310	7.8																																					
08K	.438	11.1																																									
10K	.500	12.7																																									
12K	.625	15.9																																									
14K	.750	19.1																																									
16K	.875	22.2																																									
20K	1.000	25.4																																									
24K	1.125	28.6																																									
28K	1.375	34.9																																									
32K	1.625	41.3																																									
40K	2.125	53.9																																									
Sample Part Number																																											
370PS024	MT	32	20H	10																																							

Series 970 PowerTrip™ Connectors and Accessories
Accessories
370-024 Submersible Backshell

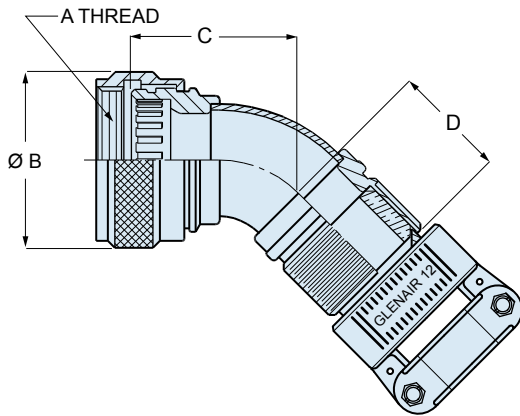


SUBMERSIBLE BACKSHELL: 370PS024 STRAIGHT EXIT

Shell Size	A Thread	ø B Max.	
		In.	mm.
18	1.125-18 UNEF-2B	1.39	35.3
20	1.250-18 UNEF-2B	1.53	38.9
24	1.4375-18 UNEF-2B	1.72	43.7
28	1.8125-16 UN-2B	2.13	54.1
32	2.0625-16 UNS-2B	2.35	59.7
36	2.250-16 UN-2B	2.59	65.8
40	2.500-16 UN-2B	2.87	70.6

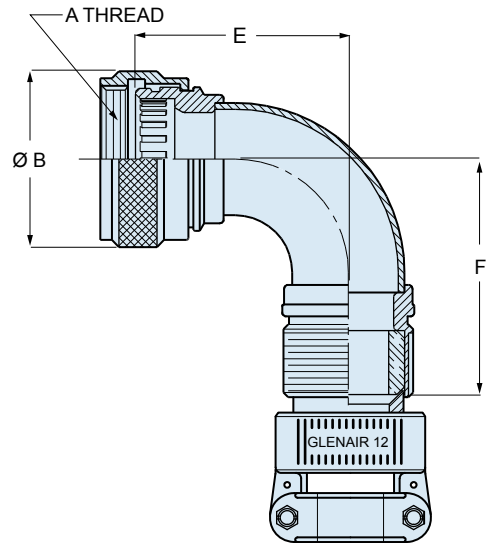


370PM024 45° EXIT DIMENSIONS



Shell Size	A Thread Class 2B	ø B Max.		C Max.		D Max.	
		In.	mm.	In.	mm.	In.	mm.
18	1.125-18 UNEF	1.39	35.3	1.250	31.8	2.468	62.7
20	1.250-18 UNEF	1.53	38.9	1.312	33.3	2.657	67.5
24	1.4375-18 UNEF	1.72	43.7	1.406	35.7	3.063	77.8
28	1.8125-16 UN	2.13	54.1	1.500	38.1	3.656	92.9
32	2.0625-16 UNS	2.35	59.7	1.675	42.5	3.845	97.7
36	2.250-16 UN	2.59	65.8	1.799	45.7	4.230	107.4
40	2.500-16 UN	2.87	70.6	1.861	47.3	4.459	113.3

370PN024 90° EXIT



Shell Size	A Thread Class 2B	ø B Max.		E Max.		F Max.	
		In.	mm.	In.	mm.	In.	mm.
18	1.125-18 UNEF	1.39	35.3	1.906	48.4	1.812	46.0
20	1.250-18 UNEF	1.53	38.9	2.031	51.6	1.938	49.2
24	1.4375-18 UNEF	1.72	43.7	2.281	57.9	2.188	55.6
28	1.8125-16 UN	2.13	54.1	2.531	64.3	2.625	66.7
32	2.0625-16 UNS	2.35	59.7	2.625	66.7	2.895	73.5
36	2.250-16 UN	2.59	65.8	2.875	73.0	3.145	79.9
40	2.500-16 UN	2.87	70.6	3.025	76.8	3.295	83.7

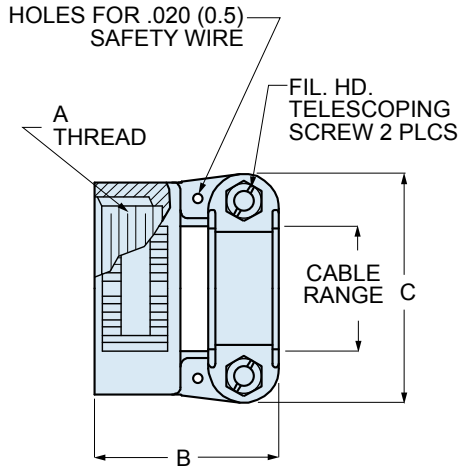


Series 970 PowerTrip™ Connectors and Accessories

Accessories

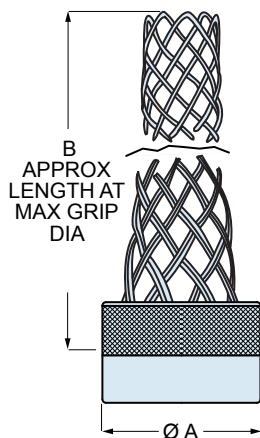
370-024 Submersible Backshell

SADDLE CLAMP DIMENSIONS



Clamp Size	Cable Range				A Thread Class 2B	B Max.		C Max.	
	Min.		Max.			In.	mm.	In.	mm.
	In.	mm.	In.	mm.					
06H	.250	6.4	.437	11.1	.750-20UNEF	1.301	33.04	1.145	29.1
08H	.387	9.8	.562	14.3	.875-20UNEF	1.301	33.04	1.332	33.8
10H	.350	8.9	.625	15.9	1.000-20UNEF	1.301	33.04	1.332	33.8
12H	.500	12.7	.750	19.1	1.1875-18UNEF	1.332	33.83	1.551	39.4
16H	.625	15.9	.937	23.8	1.4375-18UNEF	1.426	36.22	1.770	45.0
20H	.875	22.2	1.250	31.8	1.750-18UNS	1.613	40.97	2.113	53.7
24H	1.000	25.4	1.375	34.9	2.000-18UNS	1.645	41.78	2.363	60.0
28H	1.250	31.8	1.625	41.3	2.250-16UN	1.920	48.77	2.770	70.4
32H	1.437	36.5	1.875	47.6	2.500-16UN	1.920	48.77	3.020	76.7
36H	1.625	41.3	2.125	54.0	2.750-16UN	2.060	53.32	3.250	82.6
40H	1.875	47.6	2.375	60.3	3.000-16UN	2.060	53.32	3.500	88.9

WIRE MESH GRIP DIMENSIONS



Grip Size	Cable Range				Ø A Max.		B Approx.	
	Min.		Max.		In.	mm.	In.	mm.
	In.	mm.	In.	mm.				
06K	.310	7.8	.438	11.1	.942	23.9	4.000	101
08K	.438	11.1	.500	12.7	1.067	27.1	4.120	105
10K	.500	12.7	.625	15.8	1.192	30.3	4.370	111
12K	.625	15.9	.750	19.1	1.380	35.1	5.000	127
14K	.750	19.1	.875	22.2	1.563	39.7	6.000	152
16K	.875	22.2	1.000	25.4	1.563	39.7	6.250	158
20K	1.000	25.4	1.250	31.8	1.875	47.6	7.250	184
24K	1.125	28.6	1.375	34.9	2.225	57.3	8.000	203
28K	1.375	34.9	1.625	41.2	2.505	63.6	8.500	216
32K	1.625	41.3	1.875	47.6	2.755	70.0	9.000	229
40K	2.125	53.9	2.375	60.3	3.225	82.7	9.500	241

ALTERNATE CONFIGURATION FOR LARGE CABLES

If the cable range exceeds the inside diameter of the backshell shown in the table at right, the backshell will be supplied with a **transition adapter** and a second coupling nut. This style of backshell is called a **Style 2**. The transition adapter attaches to the connector. The backshell and clamp fit over the cable jacket. On straight exit backshells, the transition adapter does not affect the length. On 45° and 90° versions the transition adapter adds 1.00 inch (25.4mm) maximum to the backshell length.

Shell Size	Backshell Inside Diameter	
	In.	mm.
18	.72	18.3
20	.85	21.7
24	1.04	26.4
28	1.35	34.3
32	1.62	41.1
36	1.82	46.3
40	2.05	52.0

