

## LC 3 mm (T1) LED, Diffused Low Current LED

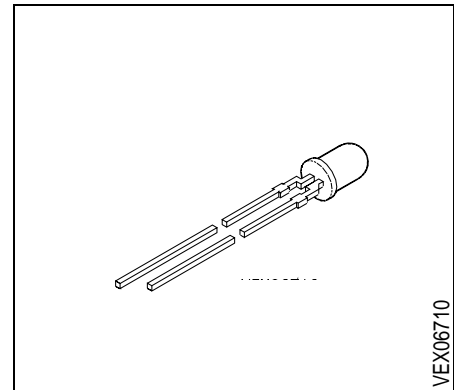
## LS 3369, LY 3369, LG 3369

### Besondere Merkmale

- eingefärbtes, diffuses Gehäuse
- als optischer Indikator einsetzbar
- hohe Lichtstärke bei kleinen Strömen (typ. 2 mA)
- Lötspieße mit Aufsetzebene
- gegurtet lieferbar
- Störimpulsfest nach DIN 40839

### Features

- colored, diffused package
- for use as optical indicator
- high luminous intensity at low currents (typ. 2 mA)
- solder leads with stand-off
- available taped on reel
- load dump resistant acc. to DIN 40839



Typ Type	Emissionsfarbe Color of Emission	Gehäusefarbe Color of Package	Lichtstärke Luminous Intensity $I_F = 2 \text{ mA}$ $I_V \text{ (mcd)}$	Bestellnummer Ordering Code
LS 3369-EH	super-red	red diffused	0.63 ... 5.0	Q62703-Q1748
LS 3369-G			1.60 ... 3.2	Q62703-Q2068
LS 3369-H			2.50 ... 5.0	Q62703-Q3820
LS 3369-GK			1.60 ... 12.5	Q62703-Q3821
LY 3369-EH	yellow	yellow diffused	0.63 ... 5.0	Q62703-Q1749
LY 3369-F			1.00 ... 2.0	Q62703-Q2030
LY 3369-G			1.60 ... 3.2	Q62703-Q2029
LY 3369-H			2.50 ... 5.0	Q62703-Q1906
LY 3369-FJ			1.00 ... 8.0	Q62703-Q3822
LG 3369-EH	green	green diffused	0.63 ... 5.0	Q62703-Q1750
LG 3369-F			1.00 ... 2.0	Q62703-Q2069
LG 3369-G			1.60 ... 3.2	Q62703-Q2070
LG 3369-FJ			1.00 ... 8.0	Q62703-Q3823

Streuung der Lichterstärke in einer Verpackungseinheit  $I_{V \max} / I_{V \min} \leq 2.0$ .

Luminous intensity ratio in one packaging unit  $I_{V \max} / I_{V \min} \leq 2.0$ .

**Grenzwerte**  
**Maximum Ratings**

Bezeichnung Parameter	Symbol Symbol	Werte Values	Einheit Unit
Betriebstemperatur Operating temperature range	$T_{op}$	- 55 ... + 100	°C
Lagertemperatur Storage temperature range	$T_{stg}$	- 55 ... + 100	°C
Sperrschichttemperatur Junction temperature	$T_j$	+ 100	°C
Durchlaßstrom Forward current	$I_F$	7.5	mA
Stoßstrom Surge current $t \leq 10 \mu s, D = 0.005$	$I_{FM}$	0.15	A
Sperrspannung Reverse voltage	$V_R$	5	V
Verlustleistung Power dissipation $T_A \leq 25 \text{ °C}$	$P_{tot}$	20	mW
Wärmewiderstand Thermal resistance Sperrschicht / Luft Junction / air	$R_{th JA}$	500	K/W

## Kennwerte ( $T_A = 25\text{ °C}$ )

### Characteristics

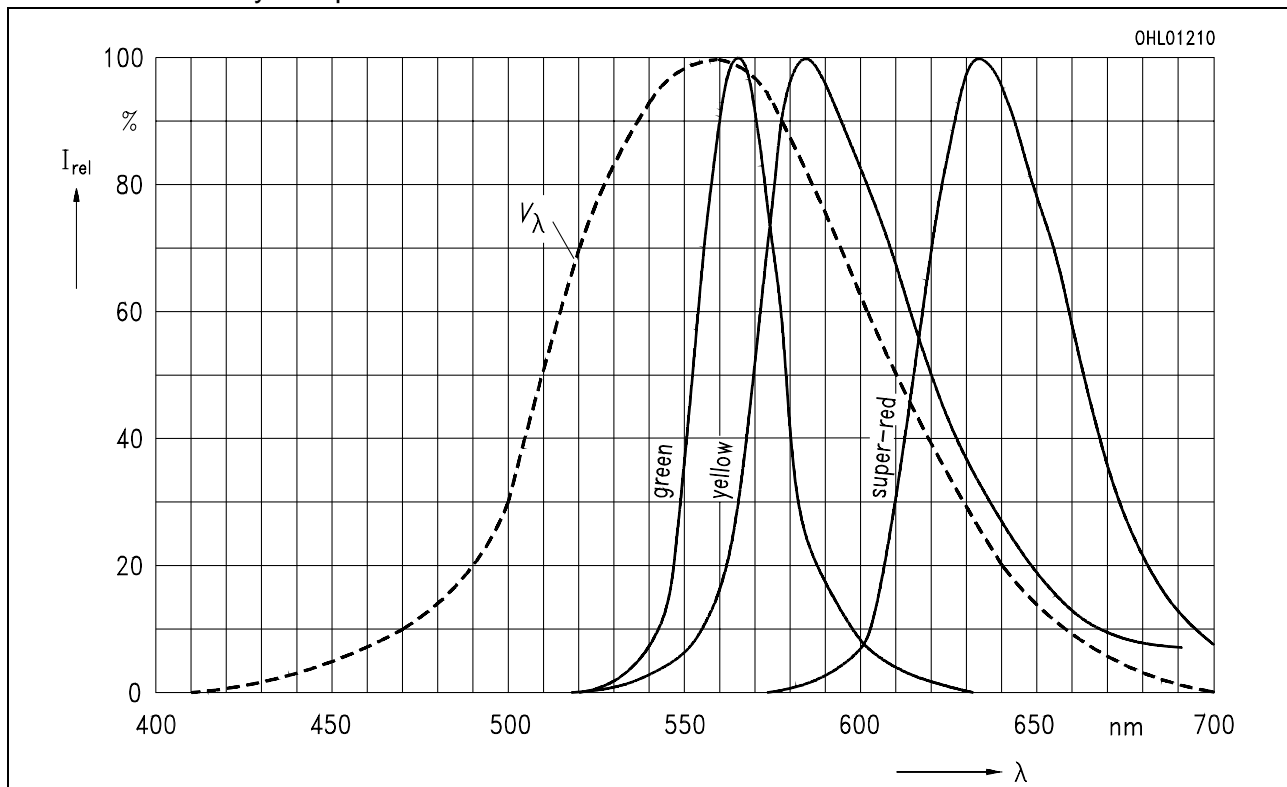
Bezeichnung Parameter	Symbol Symbol	Werte Values			Einheit Unit
		LS	LY	LG	
Wellenlänge des emittierten Lichtes(typ.) Wavelength at peak emission(typ.) $I_F = 7.5\text{ mA}$	$\lambda_{\text{peak}}$	635	586	565	nm
Dominantwellenlänge(typ.) Dominant wavelength(typ.) $I_F = 7.5\text{ mA}$	$\lambda_{\text{dom}}$	628	590	570	nm
Spektrale Bandbreite bei 50 % $I_{\text{rel max}}$ (typ.) Spectral bandwidth at 50 % $I_{\text{rel max}}$ (typ.) $I_F = 7.5\text{ mA}$	$\Delta\lambda$	45	45	25	nm
Abstrahlwinkel bei 50 % $I_V$ (Vollwinkel) Viewing angle at 50 % $I_V$	$2\phi$	60	60	60	Grad deg.
Durchlaßspannung(typ.) Forward voltage(max.) $I_F = 2\text{ mA}$	$V_F$ $V_F$	1.8 2.6	2.0 2.7	1.9 2.6	V V
Sperrstrom(typ.) Reverse current(max.) $V_R = 5\text{ V}$	$I_R$ $I_R$	0.01 10	0.01 10	0.01 10	$\mu\text{A}$ $\mu\text{A}$
Kapazität(typ.) Capacitance $V_R = 0\text{ V}, f = 1\text{ MHz}$	$C_0$	3	3	15	pF
Schaltzeiten: Switching times: $I_V$ from 10 % to 90 % (typ.) $I_V$ from 90 % to 10 % (typ.) $I_F = 100\text{ mA}, t_P = 10\text{ }\mu\text{s}, R_L = 50\text{ }\Omega$	$t_r$ $t_f$	200 150	200 150	450 200	ns ns

Relative spektrale Emission  $I_{rel} = f(\lambda)$ ,  $T_A = 25\text{ °C}$ ,  $I_F = 7.5\text{ mA}$

Relative spectral emission

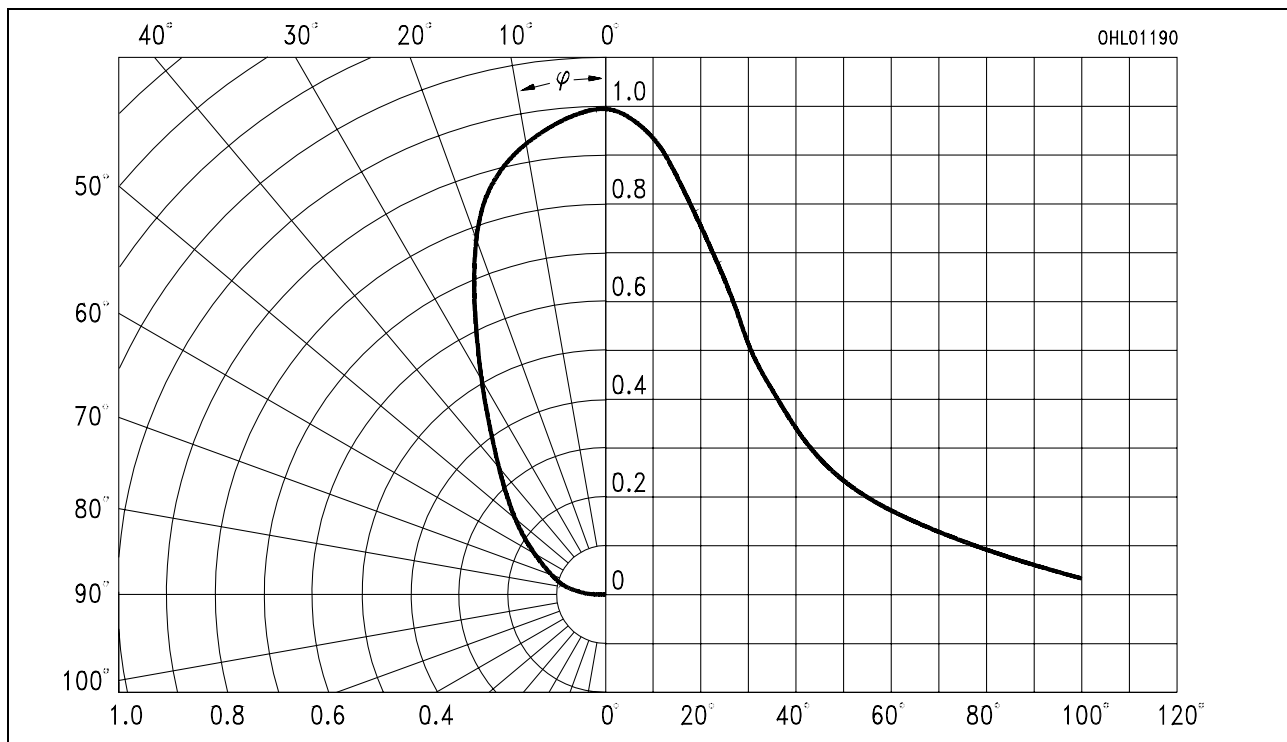
$V(\lambda)$  = spektrale Augenempfindlichkeit

Standard eye response curve



Abstrahlcharakteristik  $I_{rel} = f(\varphi)$

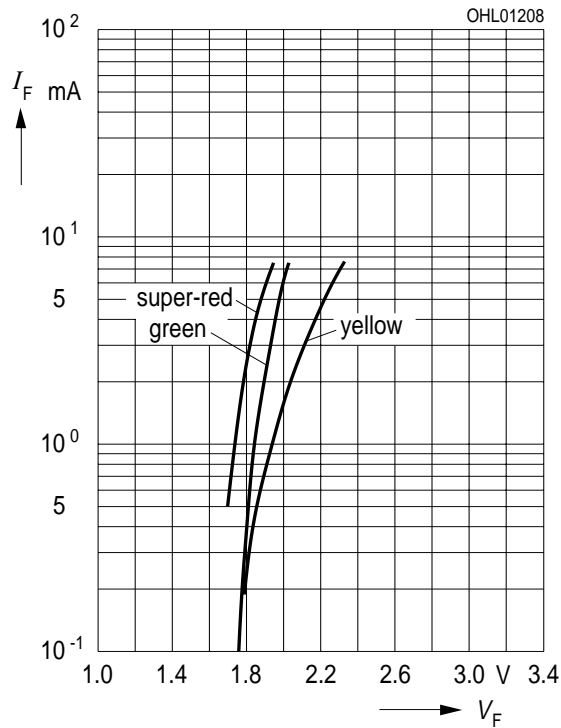
Radiation characteristic



### Durchlaßstrom $I_F = f(V_F)$

#### Forward current

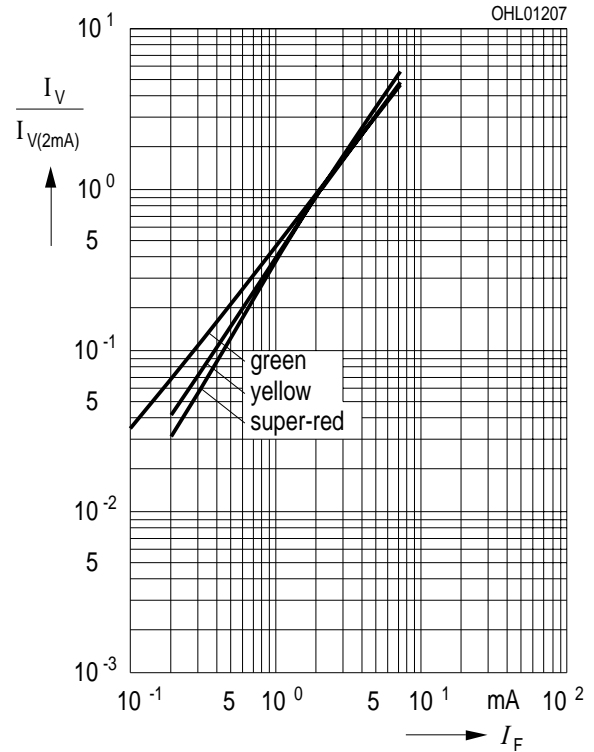
$T_A = 25\text{ °C}$



### Relative Lichtstärke $I_V/I_{V(2\text{ mA})} = f(I_F)$

#### Relative luminous intensity

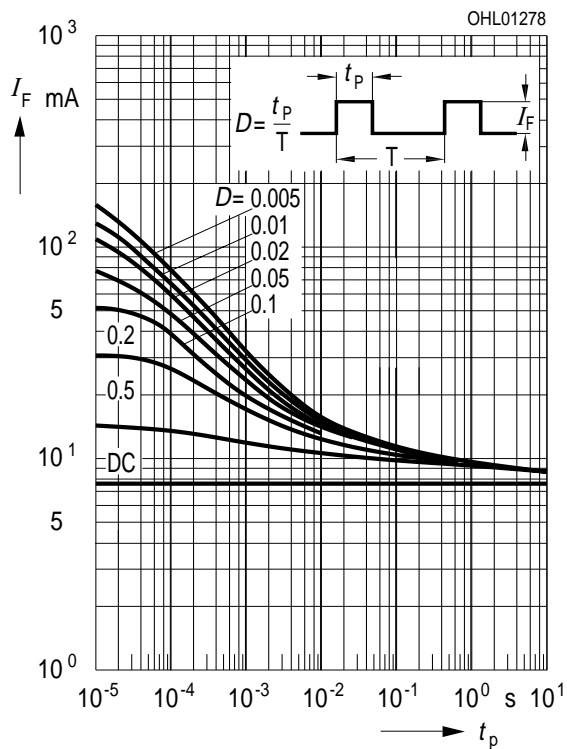
$T_A = 25\text{ °C}$



### Zulässige Impulsbelastbarkeit $I_F = f(t_p)$

#### Permissible pulse handling capability

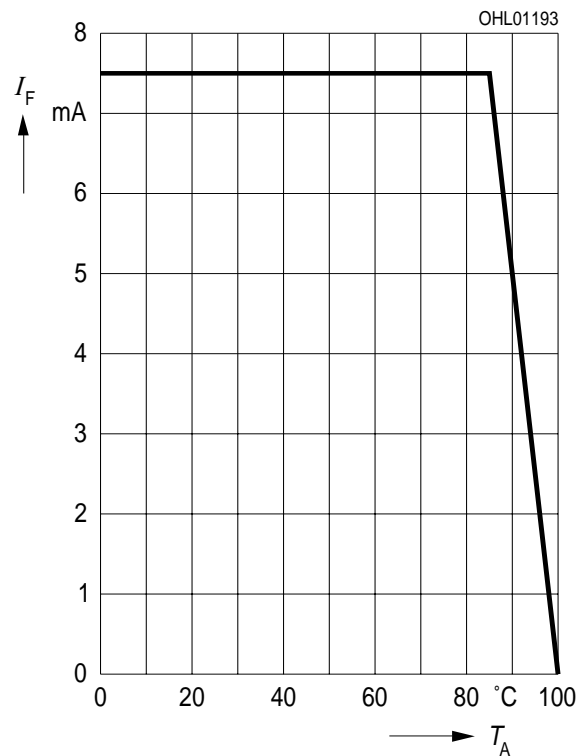
Duty cycle  $D = \text{parameter}$ ,  $T_A = 25\text{ °C}$



### Maximal zulässiger Durchlaßstrom

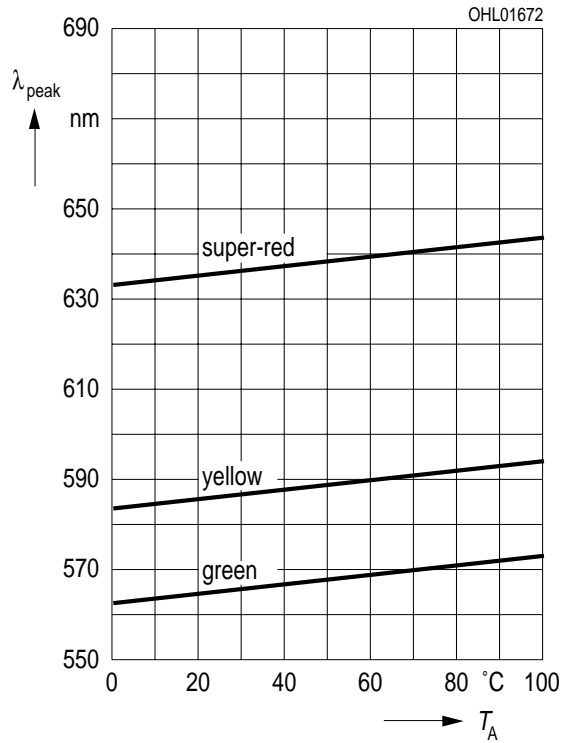
#### Max. permissible forward current

$I_F = f(T_A)$



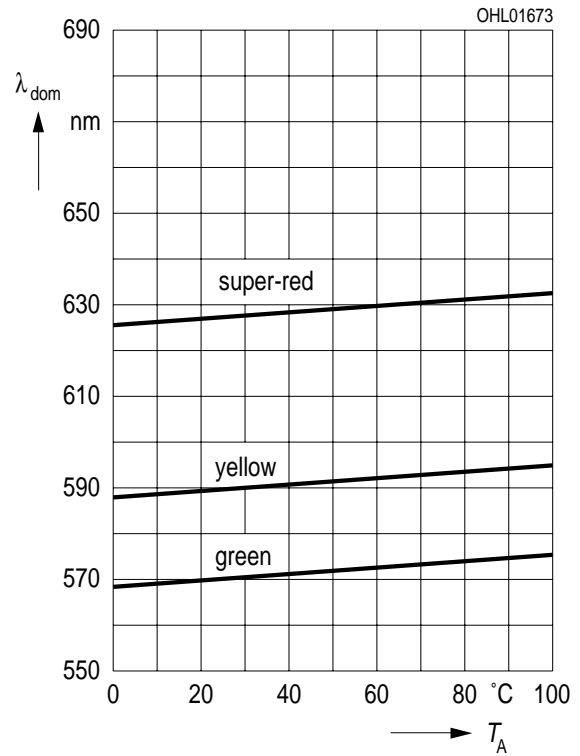
**Wellenlänge der Strahlung  $\lambda_{\text{peak}} = f(T_A)$**   
**Wavelength at peak emission**

$I_F = 7.5 \text{ mA}$



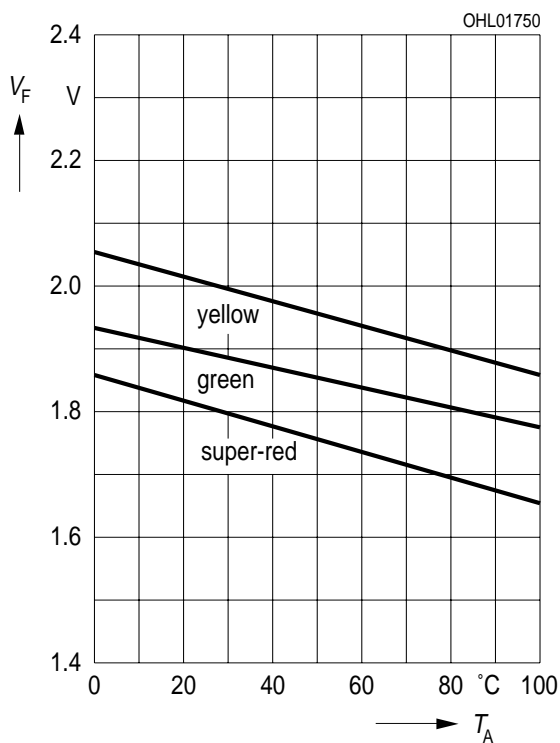
**Dominantwellenlänge  $\lambda_{\text{dom}} = f(T_A)$**   
**Dominant wavelength**

$I_F = 7.5 \text{ mA}$



**Durchlaßspannung  $V_F = f(T_A)$**   
**Forward voltage**

$I_F = 2 \text{ mA}$



**Relative Lichtstärke  $I_V/I_{V(25^\circ\text{C})} = f(T_A)$**   
**Relative luminous intensity**

$I_F = 2 \text{ mA}$

