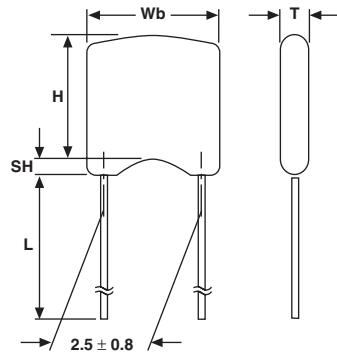


Dipped Radial Multilayer Ceramic Capacitors for 200 - 500 Vdc



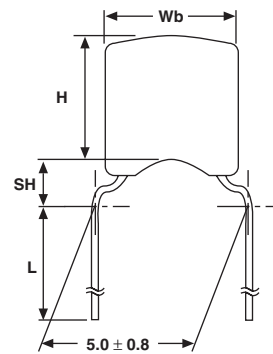
RoHS
COMPLIANT

DIMENSIONS



L2

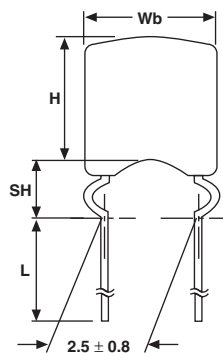
Component outline for
Lead spacing 2.5 ± 0.8 mm
(straight leads)



H5

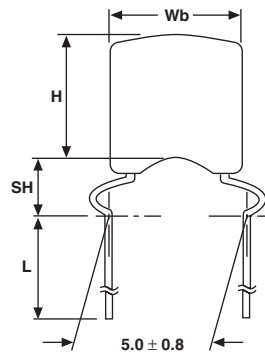
Component outline for
Lead spacing 5.0 ± 0.8 mm
(flat bent leads)

L2 and H5 are preferred styles



K2

Component outline for
Lead spacing 2.5 ± 0.8 mm
(outside kink)



K5

Component outline for
Lead spacing 5.0 ± 0.8 mm
(outside kink)

CAPACITOR DIMENSIONS AND WEIGHT								
SIZE	Wb _{MAX}	H _{MAX}	T _{MAX}	MAX. SEATING HEIGHT (SH)				WEIGHT (g)
				L2	H5	K2	K5	
15	4.0 (0.15)	4.0 (0.15)	2.5 (0.100)	1.58 (0.062)	2.54 (0.100)	3.50 (0.140)	3.50 (0.140)	≈ 0.15
20	5.0 (0.20)	5.0 (0.20)	3.2 (0.13)	1.58 (0.062)	2.54 (0.100)	3.50 (0.140)	3.50 (0.140)	≈ 0.16

Note

1. Bulk packed types have a standard lead length L = 25.4 mm (1.0 inch) minimum
2. Dimensions between parentheses are in inches
3. Thickness is defined as T



QUICK REFERENCE DATA				
DESCRIPTION	VALUE			
Capacitance range	10 pF to 3900 pF		100 pF to 0.047 μ F	
Rated DC voltage	200 V	500 V	200 V	500 V
Tolerance on capacitance	$\pm 5\%/\pm 10\%$		$\pm 10\%/\pm 20\%$	
Dielectric Code	C0G (NP0)		X7R	

ORDERING INFORMATION									
K	103	K	15	X7R	K	5	3	H	5
PRODUCT TYPE	CAPACITANCE CODE	CAPACITANCE TOLERANCE	SIZE CODE	TEMP. CHAR.	RATED VOLTAGE	LEAD DIAMETER	LEAD LENGTH/PACKAGING	LEAD STYLE	LEAD SPACING
K = Mono-Kap	Two significant digits followed by the number of zeros. example: 103 = 10 000 pF	J = $\pm 5\%$ K = $\pm 10\%$ M = $\pm 20\%$	Ref. mechanical spec.	C0G X7R	K = 200 V _{DC} L = 500 V _{DC}	5 = 0.5 mm (0.020")	3 = bulk, with lead length of 30 \pm 5.0 (1.25") T = Tape and Reel U = Ammo pack	L = Straight Lead H = High Seated assy	2 = 2.5 (0.100") 5 = 5.0 (0.200")



CAPACITANCE RANGE CHART COG (NP0) DIELECTRIC

SIZE		15		20	
RATED VOLTAGE		200	500	200	500
VALUE	CODE				
10 pF	100				
12 pF	120				
15 pF	150				
18 pF	180				
22 pF	220				
27 pF	270				
33 pF	330	•	•		
39 pF	390	•	•		
47 pF	470	•	•		
56 pF	560	•	•		
68 pF	680	•	•		
82 pF	820	•	•		
100 pF	101	•	•		
120 pF	121	•	•		
150 pF	151	•	•		
180 pF	181	•	•		
220 pF	221	•	•		
270 pF	271	•	•		
330 pF	331	•	•		
390 pF	391	•	•		
470 pF	471	•	•		•
560 pF	561	•	•		•
680 pF	681	•	•		•
820 pF	821	•	•		•
1000 pF	102			•	•
1200 pF	122			•	•
1500 pF	152			•	•
1800 pF	182			•	•
2200 pF	222			•	•
2700 pF	272			•	•
3300 pF	332			•	•
3900 pF	392			•	•
4700 pF	472				•
5600 pF	562				•
6800 pF	682				•
8200 pF	822				•
0.01 μF	103				

X7R DIELECTRIC

SIZE		15		20	
RATED VOLTAGE		200	500	200	500
VALUE	CODE				
100 pF	101	•	•		
120 pF	121	•	•		
150 pF	151	•	•		
180 pF	181	•	•		
220 pF	221	•	•		
270 pF	271	•	•		
330 pF	331	•	•		
390 pF	391	•	•		
470 pF	471	•	•		
560 pF	561	•	•		
680 pF	681	•	•		
820 pF	821	•	•		
1000 pF	102	•	•		
1200 pF	122	•	•		
1500 pF	152	•	•		
1800 pF	182	•	•		
2200 pF	222	•	•		
2700 pF	272	•	•		
3300 pF	332	•	•		•
3900 pF	392	•	•		•
4700 pF	472	•	•		•
5600 pF	562	•	•		•
6800 pF	682	•	•		•
8200 pF	822	•	•		•
0.01 μF	103	•	•		•
0.012 μF	123	•	•		•
0.015 μF	153	•	•		•
0.018 μF	183	•	•		•
0.022 μF	223	•	•		•
0.027 μF	273			•	•
0.033 μF	333			•	•
0.039 μF	393			•	•
0.047 μF	473			•	•
0.056 μF	563				
0.068 μF	683				
0.082 μF	823				
0.10 μF	104				
0.15 μF	154				
0.22 μF	224				
0.33 μF	334				
0.47 μF	474				
0.68 μF	684				
1.0 μF	105				



MONO-KAP X7R - 200 VDC CLEAR TEXT CODE				
CAP (pF)	RATED VOLTAGE (Vdc)	LEAD SPACING	10 % TOLERANCE	20 % TOLERANCE
		MM (INCH-REF)	13TH DIGIT T = REEL; = AMMO; 3 = BULK	13TH DIGIT T = REEL; U = AMMO; 3 = BULK
100	200 Vdc	2.5 mm (0.10")	K101K15X7RK5.L2	K101M15X7RK5.L2
100		5.0 mm (0.20")	K101K15X7RK5.H5	K101M15X7RK5.H5
120		2.5 mm (0.10")	K121K15X7RK5.L2	K121M15X7RK5.L2
120		5.0 mm (0.20")	K121K15X7RK5.H5	K121M15X7RK5.H5
150		2.5 mm (0.10")	K151K15X7RK5.L2	K151M15X7RK5.L2
150		5.0 mm (0.20")	K151K15X7RK5.H5	K151M15X7RK5.H5
180		2.5 mm (0.10")	K181K15X7RK5.L2	K181M15X7RK5.L2
180		5.0 mm (0.20")	K181K15X7RK5.H5	K181M15X7RK5.H5
220		2.5 mm (0.10")	K221K15X7RK5.L2	K221M15X7RK5.L2
220		5.0 mm (0.20")	K221K15X7RK5.H5	K221M15X7RK5.H5
270		2.5 mm (0.10")	K271K15X7RK5.L2	K271M15X7RK5.L2
270		5.0 mm (0.20")	K271K15X7RK5.H5	K271M15X7RK5.H5
330		2.5 mm (0.10")	K331K15X7RK5.L2	K331M15X7RK5.L2
330		5.0 mm (0.20")	K331K15X7RK5.H5	K331M15X7RK5.H5
390		2.5 mm (0.10")	K391K15X7RK5.L2	K391M15X7RK5.L2
390		5.0 mm (0.20")	K391K15X7RK5.H5	K391M15X7RK5.H5
470		2.5 mm (0.10")	K471K15X7RK5.L2	K471M15X7RK5.L2
470		5.0 mm (0.20")	K471K15X7RK5.H5	K471M15X7RK5.H5
560		2.5 mm (0.10")	K561K15X7RK5.L2	K561M15X7RK5.L2
560		5.0 mm (0.20")	K561K15X7RK5.H5	K561M15X7RK5.H5
680		2.5 mm (0.10")	K681K15X7RK5.L2	K681M15X7RK5.L2
680		5.0 mm (0.20")	K681K15X7RK5.H5	K681M15X7RK5.H5
820		2.5 mm (0.10")	K821K15X7RK5.L2	K821M15X7RK5.L2
820		5.0 mm (0.20")	K821K15X7RK5.H5	K821M15X7RK5.H5
1000		2.5 mm (0.10")	K102K15X7RK5.L2	K102M15X7RK5.L2
1000		5.0 mm (0.20")	K102K15X7RK5.H5	K102M15X7RK5.H5
1200		2.5 mm (0.10")	K122K15X7RK5.L2	K122M15X7RK5.L2
1200		5.0 mm (0.20")	K122K15X7RK5.H5	K122M15X7RK5.H5
1500		2.5 mm (0.10")	K152K15X7RK5.L2	K152M15X7RK5.L2
1500		5.0 mm (0.20")	K152K15X7RK5.H5	K152M15X7RK5.H5
1800		2.5 mm (0.10")	K182K15X7RK5.L2	K182M15X7RK5.L2
1800		5.0 mm (0.20")	K182K15X7RK5.H5	K182M15X7RK5.H5
2200		2.5 mm (0.10")	K222K15X7RK5.L2	K222M15X7RK5.L2
2200		5.0 mm (0.20")	K222K15X7RK5.H5	K222M15X7RK5.H5
2700		2.5 mm (0.10")	K272K15X7RK5.L2	K272M15X7RK5.L2
2700		5.0 mm (0.20")	K272K15X7RK5.H5	K272M15X7RK5.H5
3300		2.5 mm (0.10")	K332K15X7RK5.L2	K332M15X7RK5.L2
3300		5.0 mm (0.20")	K332K15X7RK5.H5	K332M15X7RK5.H5
3900		2.5 mm (0.10")	K392K15X7RK5.L2	K392M15X7RK5.L2
3900		5.0 mm (0.20")	K392K15X7RK5.H5	K392M15X7RK5.H5
4700	2.5 mm (0.10")	K472K15X7RK5.L2	K472M15X7RK5.L2	
4700	5.0 mm (0.20")	K472K15X7RK5.H5	K472M15X7RK5.H5	
5600	2.5 mm (0.10")	K562K15X7RK5.L2	K562M15X7RK5.L2	



MONO-KAP X7R - 200 VDC CLEAR TEXT CODE

CAP (pF)	RATED VOLTAGE (Vdc)	LEAD SPACING	10 % TOLERANCE	20 % TOLERANCE
		MM (INCH-REF)	13TH DIGIT T = REEL; U = AMMO; 3 = BULK	13TH DIGIT T = REEL; U = AMMO; 3 = BULK
5600	200 Vdc	5.0 mm (0.20")	K562K15X7RK5.H5	K562M15X7RK5.H5
6800		2.5 mm (0.10")	K682K15X7RK5.L2	K682M15X7RK5.L2
6800		5.0 mm (0.20")	K682K15X7RK5.H5	K682M15X7RK5.H5
8200		2.5 mm (0.10")	K822K15X7RK5.L2	K822M15X7RK5.L2
8200		5.0 mm (0.20")	K822K15X7RK5.H5	K822M15X7RK5.H5
10 000		2.5 mm (0.10")	K103K15X7RK5.L2	K103M15X7RK5.L2
10 000		5.0 mm (0.20")	K103K15X7RK5.H5	K103M15X7RK5.H5
12 000		2.5 mm (0.10")	K123K15X7RK5.L2	K123M15X7RK5.L2
12 000		5.0 mm (0.20")	K123K15X7RK5.H5	K123M15X7RK5.H5
15 000		2.5 mm (0.10")	K153K15X7RK5.L2	K153M15X7RK5.L2
15 000		5.0 mm (0.20")	K153K15X7RK5.H5	K153M15X7RK5.H5
18 000		2.5 mm (0.10")	K183K15X7RK5.L2	K183M15X7RK5.L2
18 000		5.0 mm (0.20")	K183K15X7RK5.H5	K183M15X7RK5.H5
22 000		2.5 mm (0.10")	K223K15X7RK5.L2	K223M15X7RK5.L2
22 000		5.0 mm (0.20")	K223K15X7RK5.H5	K223M15X7RK5.H5
27 000		2.5 mm (0.10")	K273K20X7RK5.L2	K273M20X7RK5.L2
27 000		5.0 mm (0.20")	K273K20X7RK5.H5	K273M20X7RK5.H5
33 000		2.5 mm (0.10")	K333K20X7RK5.L2	K333M20X7RK5.L2
33 000		5.0 mm (0.20")	K333K20X7RK5.H5	K333M20X7RK5.H5
39 000		2.5 mm (0.10")	K393K20X7RK5.L2	K393M20X7RK5.L2
39 000		5.0 mm (0.20")	K393K20X7RK5.H5	K393M20X7RK5.H5
47 000		2.5 mm (0.10")	K473K20X7RK5.L2	K473M20X7RK5.L2
47 000		5.0 mm (0.20")	K473K20X7RK5.H5	K473M20X7RK5.H5



MONO-KAP C0G - 200 VDC CLEAR TEXT CODE				
CAP (pF)	RATED VOLTAGE (Vdc)	LEAD SPACING	5 % TOLERANCE	10 % TOLERANCE
		MM (INCH-REF)	13TH DIGIT T = REEL; U = AMMO; 3 = BULK	13TH DIGIT T = REEL; U = AMMO; 3 = BULK
33	200 Vdc	2.5 mm (0.10")	K330J15C0GK5.L2	K330K15C0GK5.L2
33		5.0 mm (0.20")	K330J15C0GK5.H5	K330K15C0GK5.H5
39		2.5 mm (0.10")	K390J15C0GK5.L2	K390K15C0GK5.L2
39		5.0 mm (0.20")	K390J15C0GK5.H5	K390K15C0GK5.H5
47		2.5 mm (0.10")	K470J15C0GK5.L2	K470K15C0GK5.L2
47		5.0 mm (0.20")	K470J15C0GK5.H5	K470K15C0GK5.H5
56		2.5 mm (0.10")	K560J15C0GK5.L2	K560K15C0GK5.L2
56		5.0 mm (0.20")	K560J15C0GK5.H5	K560K15C0GK5.H5
68		2.5 mm (0.10")	K680J15C0GK5.L2	K680K15C0GK5.L2
68		5.0 mm (0.20")	K680J15C0GK5.H5	K680K15C0GK5.H5
82		2.5 mm (0.10")	K820J15C0GK5.L2	K820K15C0GK5.L2
82		5.0 mm (0.20")	K820J15C0GK5.H5	K820K15C0GK5.H5
100		2.5 mm (0.10")	K101J15C0GK5.L2	K101K15C0GK5.L2
100		5.0 mm (0.20")	K101J15C0GK5.H5	K101K15C0GK5.H5
120		2.5 mm (0.10")	K121J15C0GK5.L2	K121K15C0GK5.L2
120		5.0 mm (0.20")	K121J15C0GK5.H5	K121K15C0GK5.H5
150		2.5 mm (0.10")	K151J15C0GK5.L2	K151K15C0GK5.L2
150		5.0 mm (0.20")	K151J15C0GK5.H5	K151K15C0GK5.H5
180		2.5 mm (0.10")	K181J15C0GK5.L2	K181K15C0GK5.L2
180		5.0 mm (0.20")	K181J15C0GK5.H5	K181K15C0GK5.H5
220		2.5 mm (0.10")	K221J15C0GK5.L2	K221K15C0GK5.L2
220		5.0 mm (0.20")	K221J15C0GK5.H5	K221K15C0GK5.H5
270		2.5 mm (0.10")	K271J15C0GK5.L2	K271K15C0GK5.L2
270		5.0 mm (0.20")	K271J15C0GK5.H5	K271K15C0GK5.H5
330		2.5 mm (0.10")	K331J15C0GK5.L2	K331K15C0GK5.L2
330		5.0 mm (0.20")	K331J15C0GK5.H5	K331K15C0GK5.H5
390		2.5 mm (0.10")	K391J15C0GK5.L2	K391K15C0GK5.L2
390		5.0 mm (0.20")	K391J15C0GK5.H5	K391K15C0GK5.H5
470		2.5 mm (0.10")	K471J15C0GK5.L2	K471K15C0GK5.L2
470		5.0 mm (0.20")	K471J15C0GK5.H5	K471K15C0GK5.H5
560		2.5 mm (0.10")	K561J15C0GK5.L2	K561K15C0GK5.L2
560		5.0 mm (0.20")	K561J15C0GK5.H5	K561K15C0GK5.H5
680		2.5 mm (0.10")	K681J15C0GK5.L2	K681K15C0GK5.L2
680		5.0 mm (0.20")	K681J15C0GK5.H5	K681K15C0GK5.H5
820		2.5 mm (0.10")	K821J15C0GK5.L2	K821K15C0GK5.L2
820		5.0 mm (0.20")	K821J15C0GK5.H5	K821K15C0GK5.H5
1000		2.5 mm (0.10")	K102J20C0GK5.L2	K102K20C0GK5.L2
1000		5.0 mm (0.20")	K102J20C0GK5.H5	K102K20C0GK5.H5
1200		2.5 mm (0.10")	K122J20C0GK5.L2	K122K20C0GK5.L2
1200		5.0 mm (0.20")	K122J20C0GK5.H5	K122K20C0GK5.H5
1500	2.5 mm (0.10")	K152J20C0GK5.L2	K152K20C0GK5.L2	
1500	5.0 mm (0.20")	K152J20C0GK5.H5	K152K20C0GK5.H5	
1800	2.5 mm (0.10")	K182J20C0GK5.L2	K182K20C0GK5.L2	



MONO-KAP C0G - 200 VDC CLEAR TEXT CODE				
CAP (pF)	RATED VOLTAGE (Vdc)	LEAD SPACING	5 % TOLERANCE	10 % TOLERANCE
		MM (INCH-REF)	13TH DIGIT T = REEL; U = AMMO; 3 = BULK	13TH DIGIT T = REEL; U = AMMO; 3 = BULK
1800	200 Vdc	5.0 mm (0.20")	K182J20C0GK5.H5	K182K20C0GK5.H5
2200		2.5 mm (0.10")	K222J20C0GK5.L2	K222K20C0GK5.L2
2200		5.0 mm (0.20")	K222J20C0GK5.H5	K222K20C0GK5.H5
2700		2.5 mm (0.10")	K272J20C0GK5.L2	K272K20C0GK5.L2
2700		5.0 mm (0.20")	K272J20C0GK5.H5	K272K20C0GK5.H5
3300		2.5 mm (0.10")	K332J20C0GK5.L2	K332K20C0GK5.L2
3300		5.0 mm (0.20")	K332J20C0GK5.H5	K332K20C0GK5.H5
3900		2.5 mm (0.10")	K392J20C0GK5.L2	K392K20C0GK5.L2
3900		5.0 mm (0.20")	K392J20C0GK5.H5	K392K20C0GK5.H5

MONO-KAP X7R - 500 VDC CLEAR TEXT CODE				
CAP (pF)	RATED VOLTAGE (Vdc)	LEAD SPACING	10 % TOLERANCE	20 % TOLERANCE
		MM (INCH-REF)	13TH DIGIT T = REEL; U = AMMO; 3 = BULK	13TH DIGIT T = REEL; U = AMMO; 3 = BULK
100	500 Vdc	5.0 mm (0.20)	K101K15X7RL5.H5	K101M15X7RL5.H5
120		5.0 mm (0.20)	K121K15X7RL5.H5	K121M15X7RL5.H5
150		5.0 mm (0.20)	K151K15X7RL5.H5	K151M15X7RL5.H5
180		5.0 mm (0.20)	K181K15X7RL5.H5	K181M15X7RL5.H5
220		5.0 mm (0.20)	K221K15X7RL5.H5	K221M15X7RL5.H5
270		5.0 mm (0.20)	K271K15X7RL5.H5	K271M15X7RL5.H5
330		5.0 mm (0.20)	K331K15X7RL5.H5	K331M15X7RL5.H5
390		5.0 mm (0.20)	K391K15X7RL5.H5	K391M15X7RL5.H5
470		5.0 mm (0.20)	K471K15X7RL5.H5	K471M15X7RL5.H5
560		5.0 mm (0.20)	K561K15X7RL5.H5	K561M15X7RL5.H5
680		5.0 mm (0.20)	K681K15X7RL5.H5	K681M15X7RL5.H5
820		5.0 mm (0.20)	K821K15X7RL5.H5	K821M15X7RL5.H5
1000		5.0 mm (0.20)	K102K15X7RL5.H5	K102M15X7RL5.H5
1200		5.0 mm (0.20)	K122K15X7RL5.H5	K122M15X7RL5.H5
1500		5.0 mm (0.20)	K152K15X7RL5.H5	K152M15X7RL5.H5
1800		5.0 mm (0.20)	K182K15X7RL5.H5	K182M15X7RL5.H5
2200		5.0 mm (0.20)	K222K15X7RL5.H5	K222M15X7RL5.H5
2700		5.0 mm (0.20)	K272K15X7RL5.H5	K272M15X7RL5.H5
3300		5.0 mm (0.20)	K332K20X7RL5.H5	K332M20X7RL5.H5
3900		5.0 mm (0.20)	K392K20X7RL5.H5	K392M20X7RL5.H5
4700	5.0 mm (0.20)	K472K20X7RL5.H5	K472M20X7RL5.H5	
5600	5.0 mm (0.20)	K562K20X7RL5.H5	K562M20X7RL5.H5	
6800	5.0 mm (0.20)	K682K20X7RL5.H5	K682M20X7RL5.H5	
8200	5.0 mm (0.20)	K822K20X7RL5.H5	K822M20X7RL5.H5	
10 000	5.0 mm (0.20)	K103K20X7RL5.H5	K103M20X7RL5.H5	
12 000	5.0 mm (0.20)	K123K20X7RL5.H5	K123M20X7RL5.H5	
15 000	5.0 mm (0.20)	K153K20X7RL5.H5	K153M20X7RL5.H5	
18 000	5.0 mm (0.20)	K183K20X7RL5.H5	K183M20X7RL5.H5	



MONO-KAP X7R - 500 VDC CLEAR TEXT CODE				
CAP (pF)	RATED VOLTAGE (Vdc)	LEAD SPACING	10 % TOLERANCE	20 % TOLERANCE
		MM (INCH-REF)	13TH DIGIT T = REEL; U = AMMO; 3 = BULK	13TH DIGIT T = REEL; U = AMMO; 3 = BULK
22 000	500 Vdc	5.0 mm (0.20)	K223K20X7RL5.H5	K223M20X7RL5.H5
27 000		5.0 mm (0.20)	K273K20X7RL5.H5	K273M20X7RL5.H5
33 000		5.0 mm (0.20)	K333K20X7RL5.H5	K333M20X7RL5.H5
39 000		5.0 mm (0.20)	K393K20X7RL5.H5	K393M20X7RL5.H5
47 000		5.0 mm (0.20)	K473K20X7RL5.H5	K473M20X7RL5.H5

MONO-KAP C0G - 500 VDC CLEAR TEXT CODE				
CAP (pF)	RATED VOLTAGE (Vdc)	LEAD SPACING	5 % TOLERANCE	10 % TOLERANCE
		MM (INCH-REF)	13TH DIGIT T = REEL; U = AMMO; 3 = BULK	13TH DIGIT T = REEL; U = AMMO; 3 = BULK
33	500 Vdc	5.0 mm (0.20)	K330J15C0GL5.H5	K330K15C0GL5.H5
39		5.0 mm (0.20)	K390J15C0GL5.H5	K390K15C0GL5.H5
47		5.0 mm (0.20)	K470J15C0GL5.H5	K470K15C0GL5.H5
56		5.0 mm (0.20)	K560J15C0GL5.H5	K560K15C0GL5.H5
68		5.0 mm (0.20)	K680J15C0GL5.H5	K680K15C0GL5.H5
82		5.0 mm (0.20)	K820J15C0GL5.H5	K820K15C0GL5.H5
100		5.0 mm (0.20)	K101J15C0GL5.H5	K101K15C0GL5.H5
120		5.0 mm (0.20)	K121J15C0GL5.H5	K121K15C0GL5.H5
150		5.0 mm (0.20)	K151J15C0GL5.H5	K151K15C0GL5.H5
180		5.0 mm (0.20)	K181J15C0GL5.H5	K181K15C0GL5.H5
220		5.0 mm (0.20)	K221J15C0GL5.H5	K221K15C0GL5.H5
270		5.0 mm (0.20)	K271J15C0GL5.H5	K271K15C0GL5.H5
330		5.0 mm (0.20)	K331J15C0GL5.H5	K331K15C0GL5.H5
390		5.0 mm (0.20)	K391J15C0GL5.H5	K391K15C0GL5.H5
470		5.0 mm (0.20)	K471J20C0GL5.H5	K471K20C0GL5.H5
560		5.0 mm (0.20)	K561J20C0GL5.H5	K561K20C0GL5.H5
680		5.0 mm (0.20)	K681J20C0GL5.H5	K681K20C0GL5.H5
820		5.0 mm (0.20)	K821J20C0GL5.H5	K821K20C0GL5.H5
1000		5.0 mm (0.20)	K102J20C0GL5.H5	K102K20C0GL5.H5
1200		5.0 mm (0.20)	K122J20C0GL5.H5	K122K20C0GL5.H5
1500	5.0 mm (0.20)	K152J20C0GL5.H5	K152K20C0GL5.H5	
1800	5.0 mm (0.20)	K182J20C0GL5.H5	K182K20C0GL5.H5	



Disclaimer

All product specifications and data are subject to change without notice.

Vishay Intertechnology, Inc., its affiliates, agents, and employees, and all persons acting on its or their behalf (collectively, "Vishay"), disclaim any and all liability for any errors, inaccuracies or incompleteness contained herein or in any other disclosure relating to any product.

Vishay disclaims any and all liability arising out of the use or application of any product described herein or of any information provided herein to the maximum extent permitted by law. The product specifications do not expand or otherwise modify Vishay's terms and conditions of purchase, including but not limited to the warranty expressed therein, which apply to these products.

No license, express or implied, by estoppel or otherwise, to any intellectual property rights is granted by this document or by any conduct of Vishay.

The products shown herein are not designed for use in medical, life-saving, or life-sustaining applications unless otherwise expressly indicated. Customers using or selling Vishay products not expressly indicated for use in such applications do so entirely at their own risk and agree to fully indemnify Vishay for any damages arising or resulting from such use or sale. Please contact authorized Vishay personnel to obtain written terms and conditions regarding products designed for such applications.

Product names and markings noted herein may be trademarks of their respective owners.