

SWITCHING MODE POWER SUPPLY APPLICATION.
CONVERTER & CHOPPER APPLICATION.

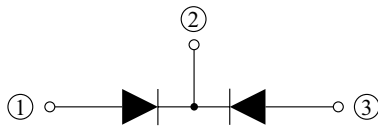
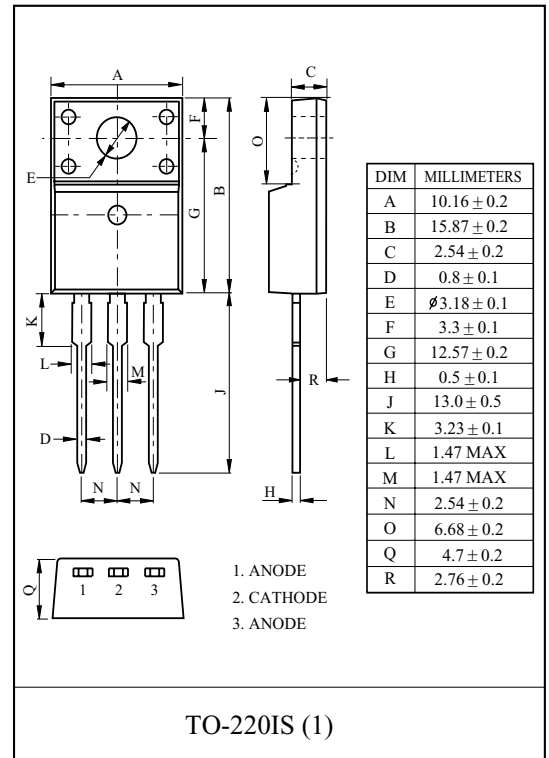
FEATURES

- Average Output Rectified Current
: $I_O=20A$.
- Repetitive Peak Reverse Voltage
: $V_{RRM}=100V$.
- Low Forward Voltage.
- Low Reverse Current.

MAXIMUM RATING (Ta=25)

CHARACTERISTIC	SYMBOL	RATING	UNIT
Repetitive Peak Reverse Voltage	V_{RRM}	100	V
Average Output Rectified Current (Tc=110) (Note)	I_O	20	A
Peak One Cycle Surge Forward Current (Non-Repetitive 60Hz)	I_{FSM}	100	A
Junction Temperature	T_j	-40 150	
Storage Temperature Range	T_{stg}	-55 150	

Note : average forward current of centertap full wave connection.



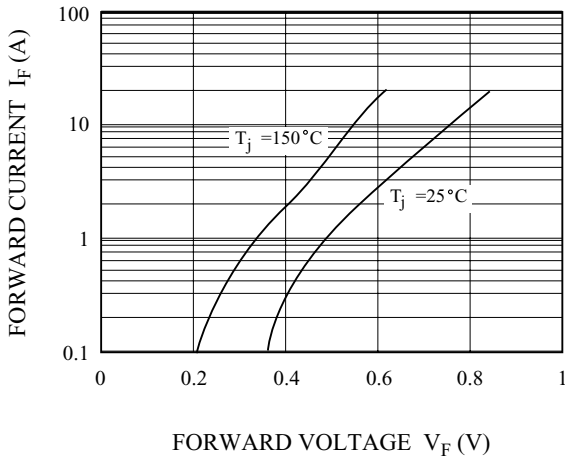
ELECTRICAL CHARACTERISTICS (Ta=25)

CHARACTERISTIC	SYMBOL	TEST CONDITION	MIN.	TYP.	MAX.	UNIT
Peak Forward Voltage (Note)	V_{FM}	$I_{FM}=10A$	-	-	0.85	V
Repetitive Peak Reverse Current (Note)	I_{RRM}	$V_{RRM}=\text{Rated}$	-	2	50	μA
Thermal Resistance (Note)	$R_{th(j-c)}$	Juction to Case	-	-	3.5	/W

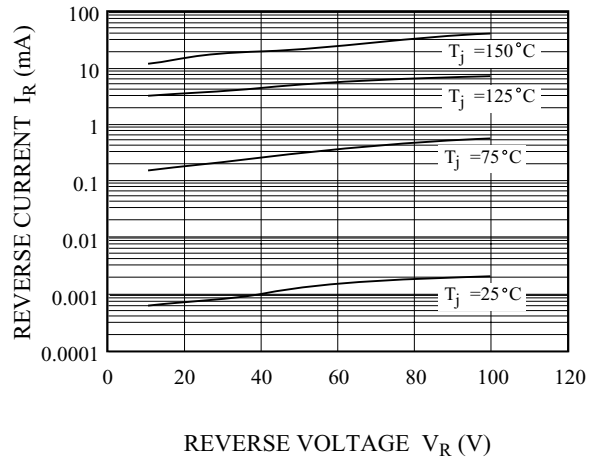
Note : A value of one cell

MBRF20U100CTA

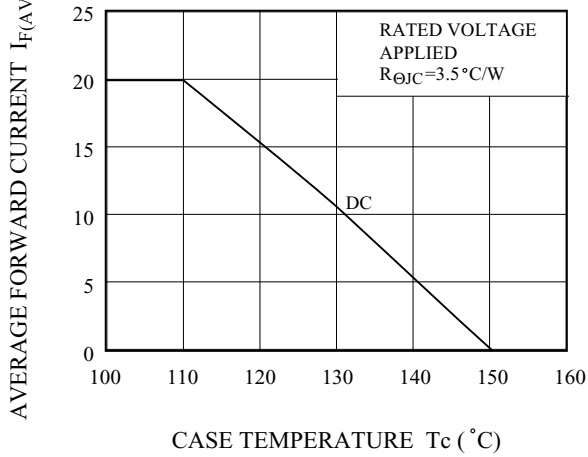
$I_F - V_F$



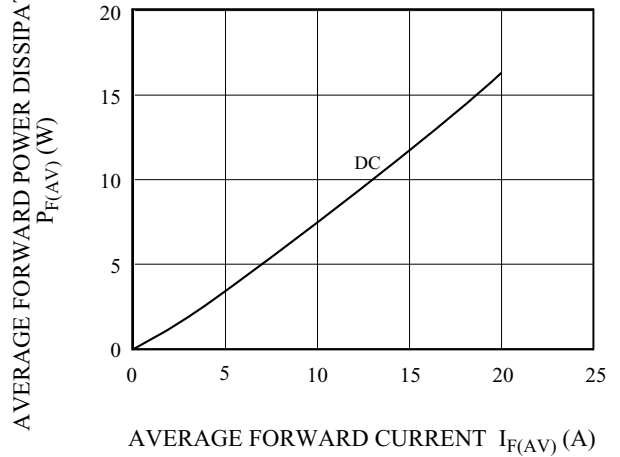
$I_R - V_R$



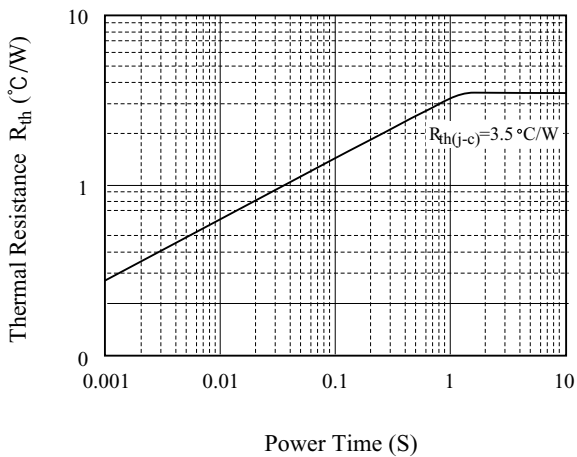
$I_F - T_c$



$P_{F(AV)} - I_{F(AV)}$



$R_{th(j-c)}$



$P_R - V_R$

