Frontier Electronics Corp.

667 E. COCHRAN STREET, SIMI VALLEY, CA 93065
TEL: (805) 522-9998 FAX: (805) 522-9989
E-mail: frontiersales@frontierusa.com
Web: http://www.frontierusa.com

1WATT SURFACE MOUNT ZENER DIODE

ZS110-LFR THRU ZS330-LFR

FEATURES

- PLASTIC PACKAGE HAS UNDERWRITERS LABORATORY FLAMMABILITY CLASSIFICATION 94V-0
- LOW ZENER IMPEDANCE
- EXCELLENT CLAMPING CAPABILITY
- ROHS

MECHANICAL DATA

- CASE: MOLDED PLASTIC, DO214AC SMA, DIMENSIONS IN INCHES AND (MILLIMETERS)
- TERMINALS: SOLDER PLATED
- POLARITY: INDICATED BY CATHODE BAND
- WEIGHT: 0.064 GRAMS

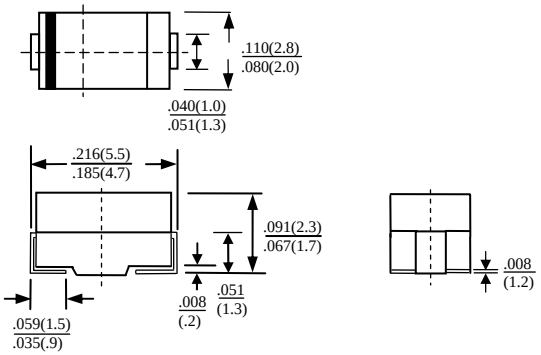

MAXIMUM RATINGS AND ELECTRICAL CHARACTERISTICS RATINGS AT 25°C AMBIENT TEMPERATURE UNLESS OTHERWISE SPECIFIED STORAGE AND OPERATING TEMPERATURE RANGE -55°C TO + 150°C

ELECTRICAL CHARACTERISTICS (TA=25℃UNLESS OTHERWISE NOTED) VF=1.2V MAX, IF = 200mA FOR ALL TYPES

TYPE	ZENER BREAKDOWN VOLTAGE	DYNAMIC IMPEDANCES @ 25℃TA				MAXIMUM REVERSE CURRENT @ MEASUREMENT VOLTAGE AND 25℃TA	
	V_Z	I_{ZT}	Z_{ZT}	I_{ZK}	Z_{ZK}	V_R	I_R
	V	mA	Ohms	mA	ohms	V	μA
ZS110-LFR	110	5	750	0.25	5000	80	0.5
ZS115-LFR	115	5	750	0.25	5000	85	0.5
ZS120-LFR	120	5	850	0.25	5000	90	0.5
ZS130-LFR	130	5	1000	0.25	5000	95	0.5
ZS140-LFR	140	5	1200	0.25	5000	105	0.5
ZS150-LFR	150	5	1300	0.25	5000	110	0.5
ZS160-LFR	160	5	1500	0.25	5000	120	0.5
ZS170-LFR	170	5	2200	0.25	5000	130	0.5
ZS180-LFR	180	5	2200	0.25	5000	140	0.5
ZS190-LFR	190	5	2500	0.25	5000	150	0.5
ZS200-LFR	200	5	2500	0.25	8000	165	0.5
ZS210-LFR	210	5	5000	0.25	9000	165	0.5
ZS220-LFR	220	5	5000	0.25	9000	170	0.5
ZS230-LFR	230	5	5000	0.25	9000	175	0.5
ZS240-LFR	240	5	5000	0.25	9000	180	0.5
ZS250-LFR	250	5	5000	0.25	9000	190	0.5
ZS260-LFR	260	5	5000	0.25	9000	195	0.5
ZS270-LFR	270	5	5000	0.25	9000	200	0.5
ZS280-LFR	280	5	5000	0.25	9000	210	0.5
ZS290-LFR	290	5	5000	0.25	9000	215	0.5
ZS300-LFR	300	5	5000	0.25	9000	220	0.5
ZS310-LFR	310	5	5000	0.25	9500	225	0.5
ZS320-LFR	320	5	5000	0.25	9500	233	0.5
ZS330-LFR	330	5	5000	0.25	9500	240	0.5

NOTE: STANDARD ± 20%, SUFFIX ”A” ± 10%, SUFFIX “ B ” ± 5% “ U ”+5% -0 %, SUFFIX “ D ”+0% –5 %, SUFFIX “ T ” ± 10V

RATING AND CHARACTERISTIC CURVES ZS110-LFR THRU ZS330-LFR

FIG. 1 - MAXIMUM CONTINUOUS POWER DISSIPATION

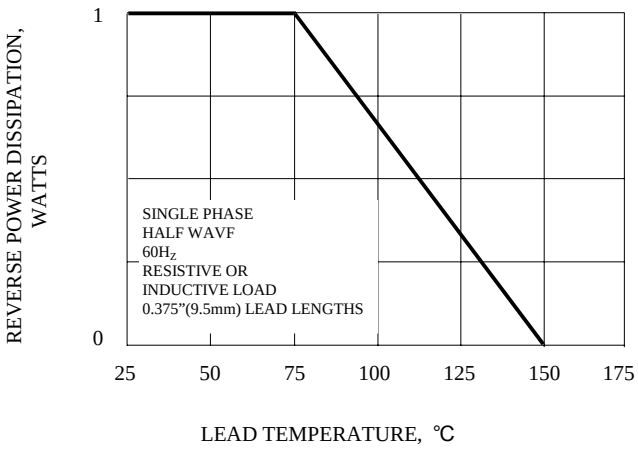

FIG. 2 - ZENER VOLTAGE VERSUS ZENER CURRENT

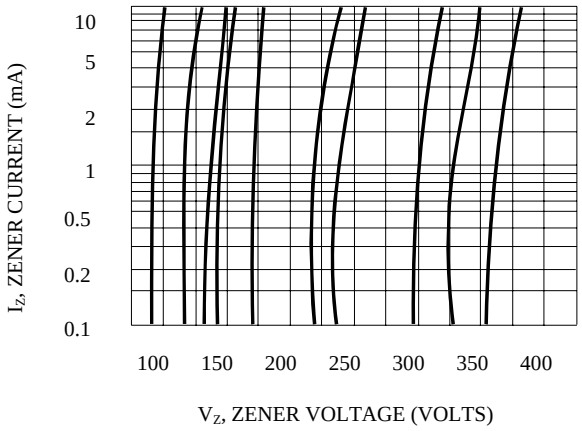

FIG. 3 - TYPICAL INSTANTANEOUS FORWARD CHARACTERISTICS

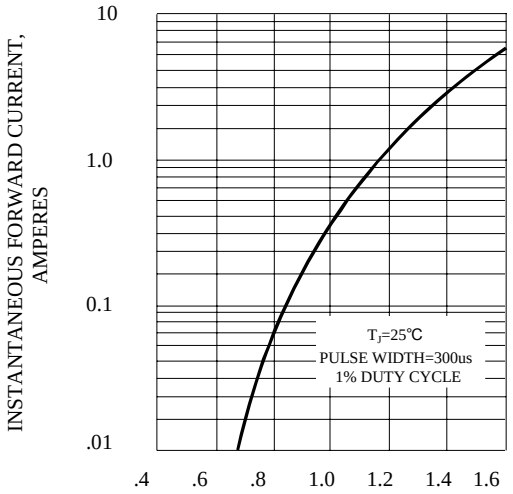

FIG. 4 - TYPICAL REVERSE CHARACTERISTICS

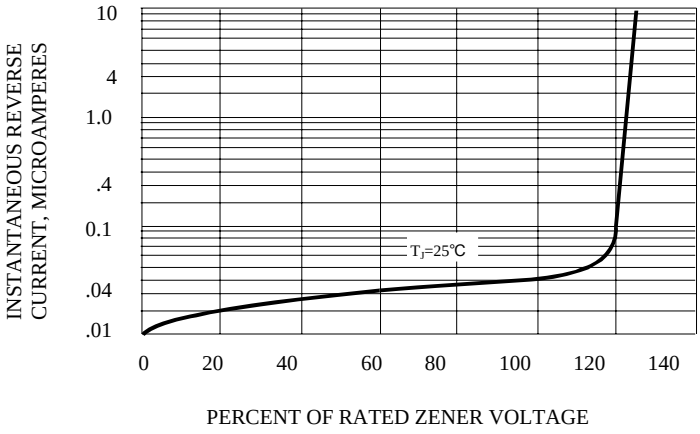

FIG. 5 - TYPICAL TEMPERATURE COEFFICIENTS

