特性：FEATURES

◆大电流承受能力.High current capability

◆低成本.Low cost

◆扩散烧结. Diffused junction

◆正向压降低.Low forward voltage drop

◆低漏电. Low leakage current

◆高浪涌承受能力.High surge current capability

◆35A 工作在表面温度是125℃,无热损耗的情况下.

35Ampere Operation At TL=125℃ With No Thermal Runaway

机械性能：MECHANICAL DATA

BLOCK

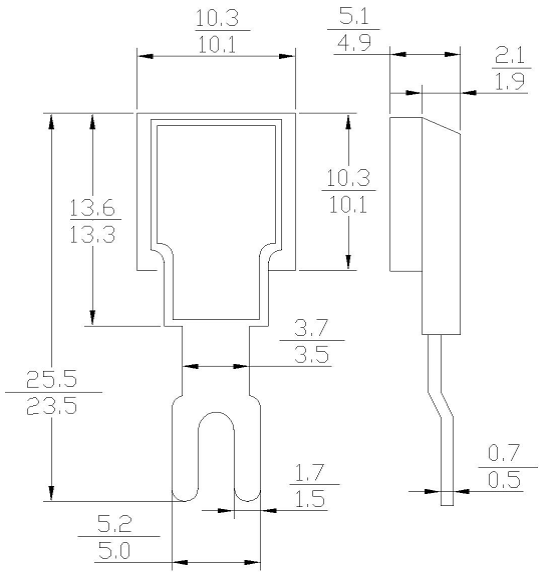

Dimension in millimeters

极限值和电参数

TA= 25℃除非另有规定. 单相,正半弦波,60HZ,阻抗或电感负载.为电容装载,减少电流的 20%

MAXIMUM RATINGS AND ELECTRICAL CHARACTERISTICS

Rating at 25℃ Ambient temp. Unless otherwise specified.Single phase, half sine wave, 60HZ,resistive or inductive load.

型 号 TYPE	符 号	ZQB50L	ZQB50M	ZQB50H	单 位
最大峰值反向电压 Maximum Current Peak Reverse Voltage	V_{RRM}	16	20	28	V
最大反向有效值电压 Working Peak Reverse Voltage	V_{RMS}	16	20	28	V
最大直流截止电压 Maximum DC Blocking Voltage	V_{DC}	16	20	28	V
击穿电压最小值 Breakdown voltage Min@I_{BR}=100mA/TA=25℃	V_{BRL}	20	24	36	V
击穿电压最大值 Breakdown voltage Max@I_{BR}=100mA/TA=25℃	V_{BRL}	26	32	42	V
最大正向平均整流电流Ta=125℃， Maximum Average Forward Rectified Current	$I_{F(AV)}$	50			A
峰值正向浪涌电流 Peak Forward Surge Current 8.3ms Single Sine-wave on Rated Load (JEDEC Method)	I_{FSM}	500			A
最大瞬间正向压降@100A Maximum Instantaneous Forward Voltage Drop at 100A DC	V_F	1.02			V
最大反向直流电流 t=200ms Maximum DC Reverse Current Ta = 25℃ at Rated DC Blocking Voltage Ta =150℃	I_R	1.0 100			μA
工作及储存温度范围 Operating AND Storage Temperature Range	T_J,T_{STG}	-55～+150			℃

FIG. 1 –最大正向平均电流降额

FIG. 1 –MAXIMUM AVERAGE FORWARD CURRENT DERATING

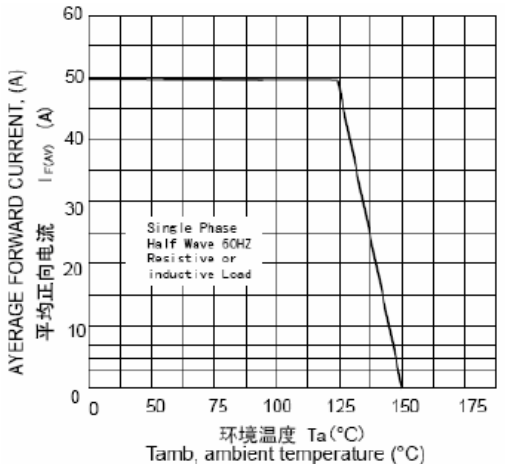

FIG. 2 –最大非重复正向浪涌电流

FIG. 2 –MAXIMUM NON-REPETITIVE FORWARD SURGE CURRENT

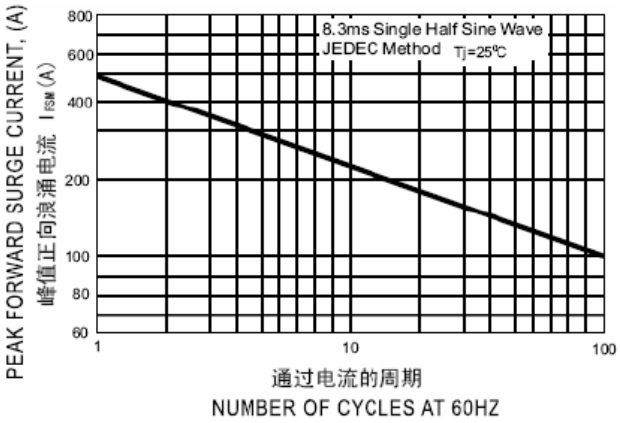

FIG. 3 –脉冲波形

FIG. 3 – PULSE WAVEFORM

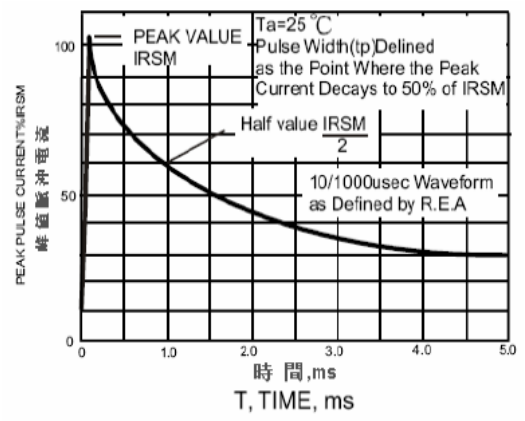

FIG. 4–正向特性曲线(典型)

FIG.4 – TYPICA FORWARD CHARACTERISTICS

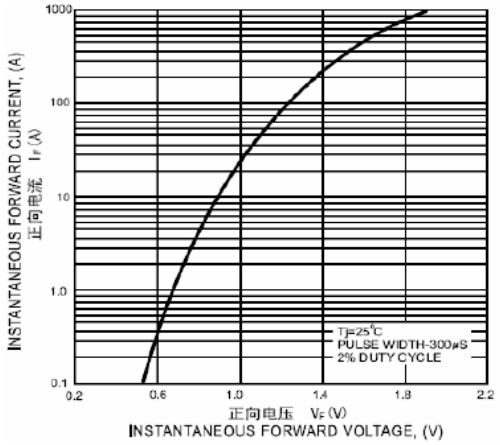

FIG.5–脉冲额定曲线

FIG.5–PULSE RATING CURVEE

