1. Mechanical Dimensions:

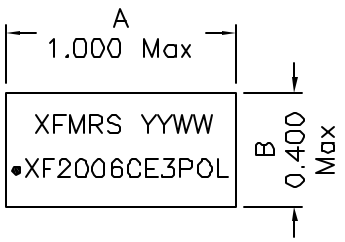

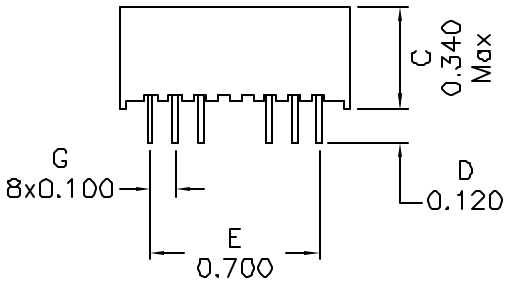

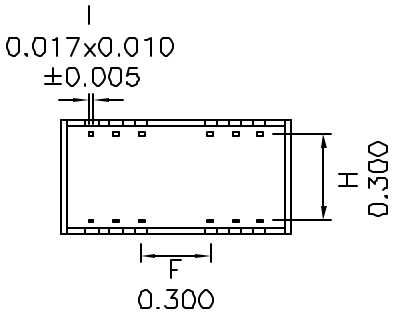

BOTTOM VIEW

Notes:

1. Solderability: Leads shall meet MIL-STD-202G, Method 208H for solderability.
2. Flammability: UL94V-0
3. ASTM oxygen index: > 28%
4. Insulation System: Class F 155°C, UL file E151556
5. Operating Temperature Range: All listed parameters are to be within tolerance from -40°C to +85°C
6. Storage Temperature Range: -55°C to +125°C
7. Aqueous wash compatible
8. Electrical and mechanical specifications 100% tested
9. RoHS Compliant Component

2. Schematic:

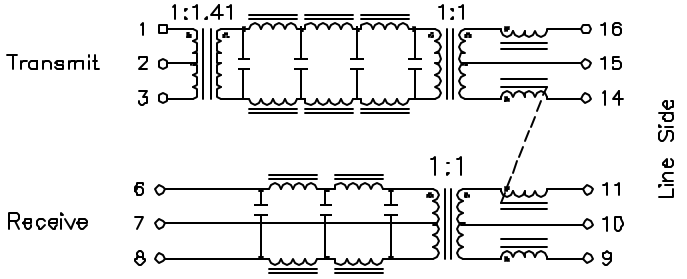

3. Electrical Specifications: @25°C

I/O Impedance TX: 50:100 Ohms
RX: 100:100 Ohms
Hipot: 1500Vrms
Insertion Loss: 5MHz-10MHz -1dB Max
Return Loss: 5MHz-10MHz -15dB Min
Crosstalk: 1MHz-10MHz -30dB Min
Attenuation: @30MHz
Transmit -27dB Min
Receive -18dB Min
Cutoff frequency: 17MHz Typ
Rated Current: 350mA Pins 15 and 10

DOC REV A/2

XFMRS Inc www.XFMRS.com	Title: Transformer/Filter Module		
UNLESS OTHERWISE SPECIFIED TOLERANCES: .xxx ±0.010 Dimensions in Inch	P/N: XF2006CE3POL		REV. A
	DWN.	XianYi	Jun-17-09
	CHK.	YK Liao	Jun-17-09
SHEET 1 OF 1	APP.	Joe Huff	Jun-17-09

PROPRIETARY Document is the property of XFMRS Group & is not allowed to be duplicated without authorization.