POWER APPLICATIONS
COMMON MODE CHOKES

- **COMPACT SIZE, YET HIGH POWERED**
- **2500 VRMS ISOLATION STANDARD**
- **UL94VO**
- **COMPLIES WITH VDE 565-2**
- **NOMINAL VOLTAGE: 250VAC**
- **OTHER VALUES AND SIZES READILY AVAILABLE**

ELECTRICAL SPECIFICATIONS @ 25°C

PART NUMBER	INDUCTANCE (mh ±30%)	CURRENT (AAC)	DCR (OHMS ±20%)	RESONANT FREQ. (kHz)
XF0033-V01	3	1.50	0.17	800
XF0073-V01	7	1.20	0.30	400
XF0103-V01	10	0.70	0.50	350
XF0153-V01	15	0.50	0.80	300
XF0183-V01	18	0.45	1.00	200
XF0303-V01	30	0.40	2.00	180
XF0503-V01	50	0.30	2.30	100
XF0033-H02	3	1.50	.0.17	800
XF0073-H02	7	1.20	0.30	400
XF0103-H02	10	0.70	0.70	350
XF0153-H02	15	0.50	0.80	300
XF0183-H02	18	0.45	1.00	200
XF0303-H02	30	0.40	2.00	180
XF0503-H02	50	0.30	2.30	100

1. Mechanical Dimensions:

01 Package

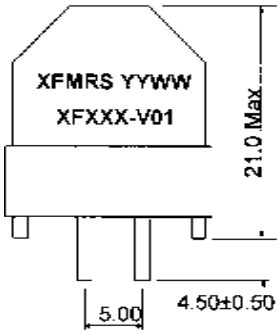

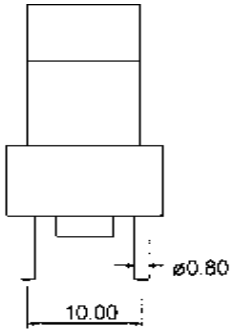

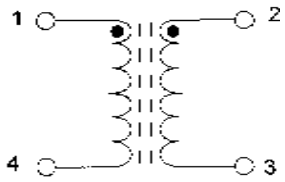

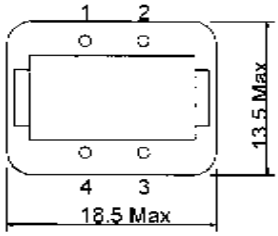

(BOTTOM VIEW)

02 Package

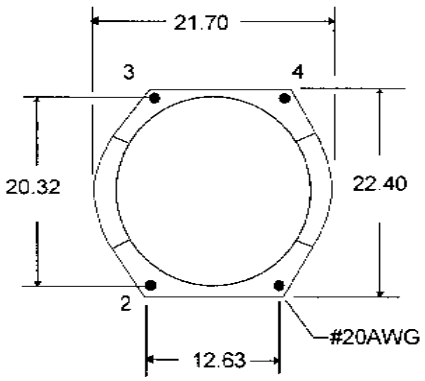

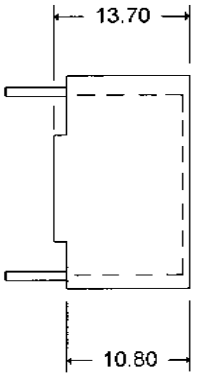

POWER LINE CHOKES
COMMON MODE CHOKES

THESE SMALL POWER LINE CHOKES CAN BE USED TO MINIMIZE EMI RADIATED NOISE IN THE COMMON MODE ON ALL POWER APPLICATIONS. THE XFMRS GROUP OFFERS A WIDE VARIETY OF INDUCTANCE AND RATED CURRENTS TO PROVIDE FULL COVERAGE OF YOUR POWER REQUIREMENTS.

- 2000 VOLTS AC FOR 60 SECONDS ISOLATION VOLTAGE
- 250 VOLTS AC/DC RATED VOLTAGE
- INSULATION RESISTANCE IS 100 Mohms MINIMUM AT 500 VDC
- CUSTOM VARIATIONS WELCOME AT NO EXTRA CHARGE

ELECTRICAL SPECIFICATIONS @ 25°C

PART NUMBER	RATED CURRENT I/LINE	INDUCTANCE OCL (mH) MIN	DCR (OHMS/LINE) MAX
XF0303-00U	0.40	30.0	2.80
XF0203-00U	0.50	20.0	1.60
XF0103-00U	0.60	10.0	1.20
XF0083-00U	0.80	8.0	0.80
XF0063-00U	0.80	6.0	0.70
XF0043-00U	1.00	4.0	0.40
XF0033-00U	0.75	3.0	1.00
XF0023-00U	1.20	2.0	0.30

SCHEMATIC

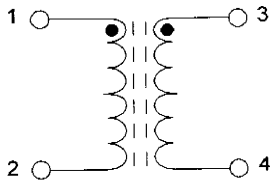

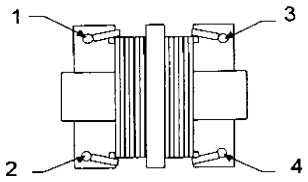

MECHANICALS

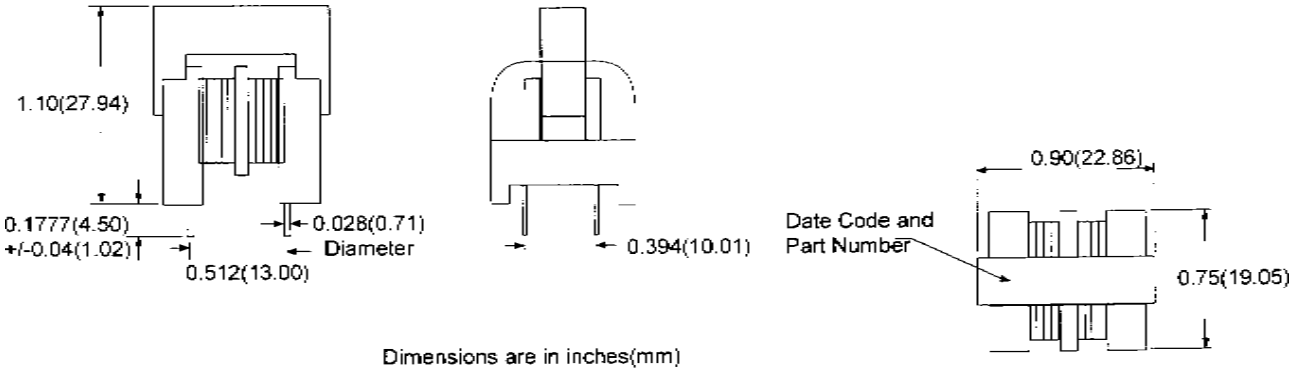

Dimensions are in inches(mm)
Dimension tolerance is equal to
+/-0.02(0.51) unless otherwise stated.

MECHANICALS

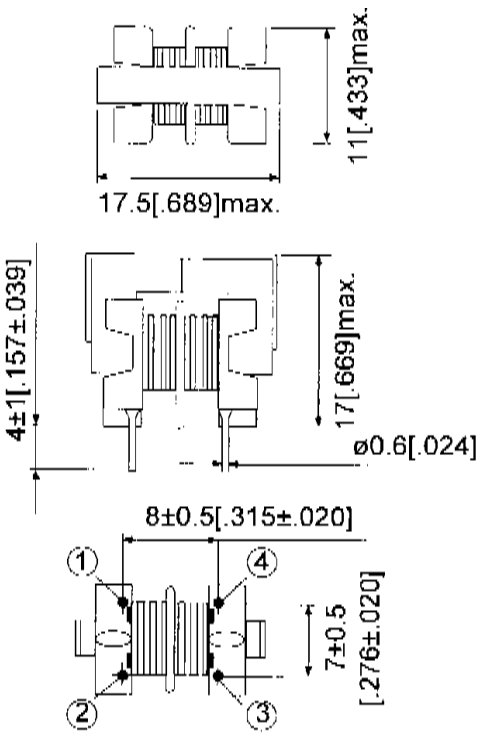

SCHEMATIC

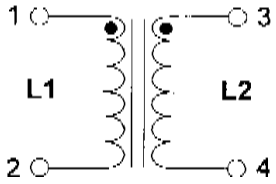

PART NUMBER	INDUCTANCE (mH) MIN.	DC RESISTANCE (OHMS) MAX.	RATED CURRENT (Aac)
XF0153-00U2	15	5	0.15
XF0073-00U2	7	2.5	0.30

Dimensions are in mm(inches)