High Voltage Rectifiers - Surface Mount

150mA - 500mA • 30ns - 70ns • Hermetic

ELECTRICAL CHARACTERISTICS AND MAXIMUM RATINGS

Part Number	Working Reverse Voltage (Vrwm)	Average Rectified Current (Io)		Reverse Current @ Vrwm (Ir)		Forward Voltage (Vf)		1 Cycle Surge Current tp=8.3ms (Ifsm)	Repetitive Surge Current (Ifrm)	Reverse Recovery Time (3) (Trr)	Thermal Impd. θ_{J-C}	Junction Cap. @50VDC @1kHz (Cj)
		55°C(1)	100°C(2)	25°C	100°C	25°C		25°C	25°C	25°C	25°C	25°C
	Volts	mA	mA	µA	µA	Volts	mA	Amps	Amps	ns	°C / W	pF
X20FF3L	2000	420	210	1.0	20	7.5	420	16	3.0	30	5.0	4.0
X50FF3L	5000	150	75	1.0	20	12.5	150	10	1.0	30	5.0	3.0
X20FF5L	2000	420	210	1.0	20	7.5	420	16	3.0	50	5.0	4.0
X50FF5L	5000	150	75	1.0	20	12.5	150	10	1.0	50	5.0	3.0
1N6521U	2000	500	250	0.5	20	3.0	500	25	5.0	70	6.0	8.0
1N6523U	3000	250	125	0.5	20	5.0	250	15	3.0	70	6.0	4.0
1N6525U	5000	150	75	0.5	20	7.0	150	10	2.0	70	6.0	3.0

(1)TC=55°C (2)TC=100°C (3)If=125mA, Ir=250mA, Irr=63mA *Op. Temp.= -65°C to +175°C Stg. Temp.= -65°C to +200°C

Part	A	B
X20FF3L	.275 ±.010 (6.99 ±.25)	.180(4.57)
X50FF3L	.310 ±.010 (7.87 ±.25)	.215(5.46)
X20FF5L	.265 ±.010 (6.73 ±.25)	.170(4.32)
X50FF5L	.300 ±.010 (7.62 ±.25)	.205(5.21)
1N6521U	.265 ±.010 (6.73 ±.25)	.170(4.32)
1N6523U	.280 ±.010 (7.11 ±.25)	.185(4.70)
1N6525U	.300 ±.010 (7.62 ±.25)	.205(5.21)

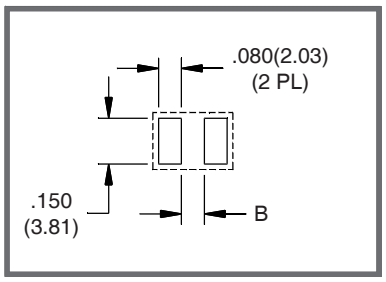

Markings:
Three Dots for polarity.

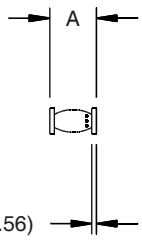

Dimension uncontrolled in this area due to solder fillet.

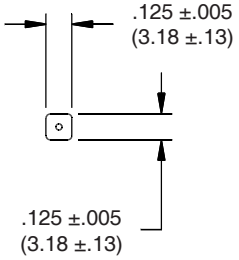

Dimensions: In. (mm) • All temperatures are ambient unless otherwise noted. • Data subject to change without notice.

VOLTAGE MULTIPLIERS INC.
8711 W. Roosevelt Ave.
Visalia, CA 93291

TEL. 559-651-1402
FAX 559-651-0740
www.voltagemultipliers.com
www.highvoltagepowersupplies.com