WENSHING®©

WS-WROP/CS-732

Touch Pad Remote Control System & Receive Host

WENSHING Confidential
Do Not Copy Without Permission



Version History

Version	Date	Changes
V1.01	Mar. 3, 2009	1st Edition

Contents

Important Event……3

- Declaration ……3
- Warranty……3
- Un-warranty Scope Description……3
- Contact Us……3

Products Instruction …… 4

- Introduction…… 4
- Feature……4
- Failure Rejection…….. 4

Each part of Name and Functions……5

- WS-WROP Touch pad remote control system……5
- CS-732 Receiver Host……5

Electronics Characteristic …… 6

WS-WROP & CS-732 Matching Way and Function Description……7

Accessory……7

- Smaller Sticker Diagram（Stick on main side）……7
- Bigger Sticker Diagram (Stick on back side)……7

WS-WROP Sticker Direction Diagram……8

- Sticker Direction Diagram(Main side) ……8
- Sticker Direction Diagram (Back side) ……8

CE Caution Note (European Union)…….. 10

FCC Consistent Declaration (U.S.A. Only) ……10

WENSHING Confidential
Do Not Distribution

Important Event

- This product is in general use for the equipment on the premise of the development, design, manufacture. Do not use that require high security purposes, such as machinery or medical, aviation equipment, machinery and transport-related deaths are directly or indirectly related to the system.
- This product should be in this brochure by the instructions of the types and rated voltage power under the current proper use. If violation of this statement by the safety records of the supply operation, I am afraid our company cannot afford any of the responsibility.
- Do not self-decomposition, alteration, repair of the products also will cause fire, electric shock, fault, and dangerous. In addition, their decomposition, alteration, repair the product, failure is not within the scope of warranty.
- The products are not waterproof, so please do not use and touch water. Take off and on also please note. Rain, spray, drinks, steam, sweat may be a failure.
- Use of this product, please be sure to use according to the statement recorded by the use of methods to operate. Please do not violate particular attention to the matter reminded to use.
- Please respect this statement recorded by the note. When consumers in contravention of this statement recorded note of the operation, I am afraid our company could not shoulder any responsibility.
- Products are defective, the Company will be responsible for free to amend the flaws, or to the same flawless product or its equivalent products in exchange. However, the Company does not assume based on the requirements of the flaw and loss responsibility.
- The Company reserves the right to retain without notice to users of the cases, the product of hardware / software (version upgrade) is with the right to edit.

Declaration

This product provides different frequency for user selection to meet different telecommunication regulation and FCC/CE on different countries.

Warranty

The warranty time is within one year from purchased date. The warranty scope are used in normal situation and none vandalism. (Some function harmful out of warranty scope and Vandalism are Un-warranty).

Un-warranty Scope Description

- Because the natural disaster, accident or human factor to cause the bad damage.
- Violate the product instruction manual to cause the damage of the products.
- The improper assemble causes damage.
- The products used the unsanctioned accessory to cause damaged.
- Overstep the allowed used environment to cause the products damaged.

Contact Us

WENSHING ELECTRONICS CO., LTD.
No.82, Chong De St. 11054 Shin Yi Dist, Taipei, Taiwan
Tel: +886-2-27353055
Fax: +886-2-27328813

WENSHING Confidential
Not Distribution

Products Instruction

Introduction

WS-WROP Touch pad remote control system is a newest RFID technology design which can aromatically open door. User just need install WS-WROP on any side of glasses door, both side can achieve the function of touch sensors to open the door.

Compare with traditional auto-door, WS-WROP is more well appearance, also save one transmitter cost for user. WS-WROP is very light and only 0.65cm so it is very easy to install.

Paring with CS-732 receiver host., switch inside WS-WROP and taking sophisticated design for wireless transmitter signal transmission. Total are 255 groups of password for your setting so that you can increase better safe degree.

Feature

- Stand-by for a long time and low power consumption.
- Using touch-sensitive and double-sided way to open the door to detect.
- 255 switch group passwords can be set.
- Device is very small and can be used to switch doors narrower place.

Failure Rejection

- Light does not shine: please check the power is turned on or the battery power is dead.
- Sensors cannot open the door: please check r the host machine or sub-matching success or not.
- Sensors cannot open the door: please check the battery is dead or not.

WENSHING Comfidential
Do Not Distribution

Each Part of Name and Function

- WS-WROP Touch Pad Remote Control System



- CS-732 Receiver Host



Relay 1 function: Automatically recover
Relay 2 function: ON/OFF Switch

Electronic Characteristic

Item	Specification	Remark
WS-WROP Touch Pad Remote Control System		
Power	CR-2032 Lithium battery	
Frequency	371.5MHz / 433.92MHz	
Transmit Distance	Open space ≧20M	
Password	255 group	
Available Dimes	216,000 times	
The longest Standby Time	Over 7 months	
Action Temperature	-10°C ~+70°C	
Storage Temperature	-40°C ~+60°C	
Relative Humidity	≦60%	
Dimension	100 × 58 × 6.5 (mm)	
CS-732 Receiver Host		
Power	12V or 24V AC/DC	Assigned before shipment
Frequency	371.5MHz / 433.92MHz	
Action Temperature	-10°C ~+70°C	
Storage Temperature	-40°C ~+85°C	
Dimension	88 × 72 × 23 (mm)	

WENSHING Confidential
Do Not Distribution

WS-WROP & CS-732 Matching Way and Function Description

- Set WS-WROP switch code. Switch setting: switch to up is on; switch down is off.



Switch Diagram

- Put CR-2032 battery into WS-WROP.
- Hosting settings press the button until LED constant flashing on CS-732.
- Touch sensitive area from WS-WROP. After link success, relay of CS-732 will constant working and LED will also from flashing to be constant flashing.

Accessory

- Smaller Sticker(Stick on main side)



- Bigger Sticker(Stick on back side)



WENSHING Confidential Not Distribution

WS-WROP Sticker Direction Diagram

Sticker Direction Diagram (Main side)

- Intial Appearance
- Finish Appearance

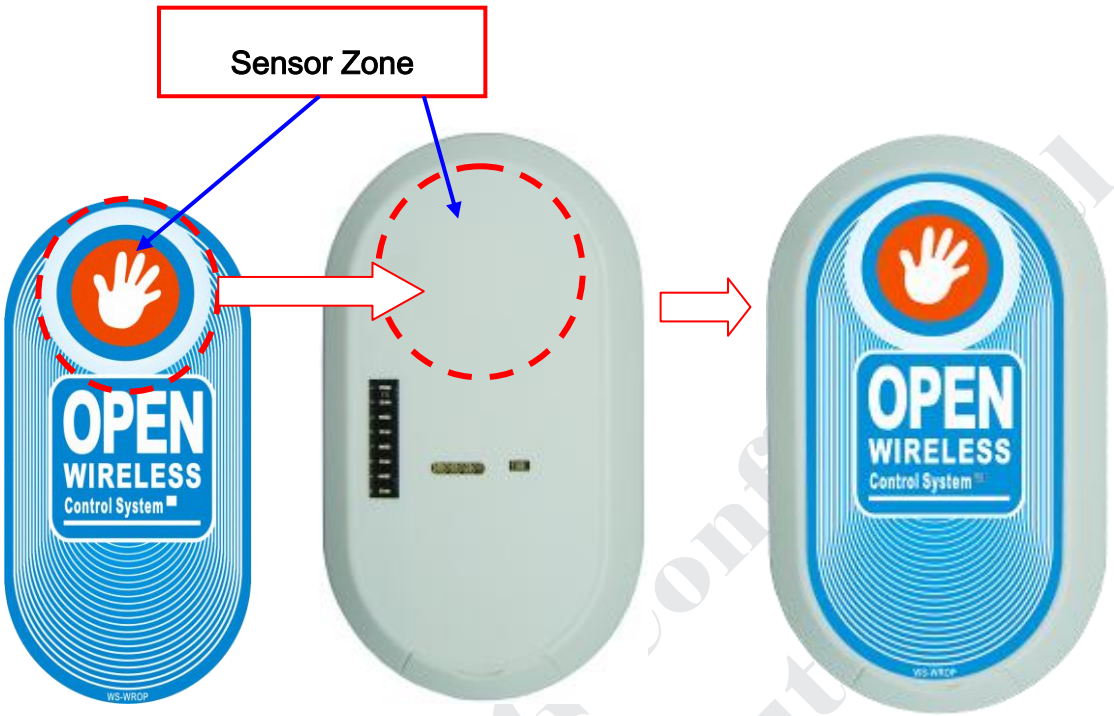

Sticker Direction Diagram (Back side)

- **Intial Appearance:**
- **Finish Appearance:**

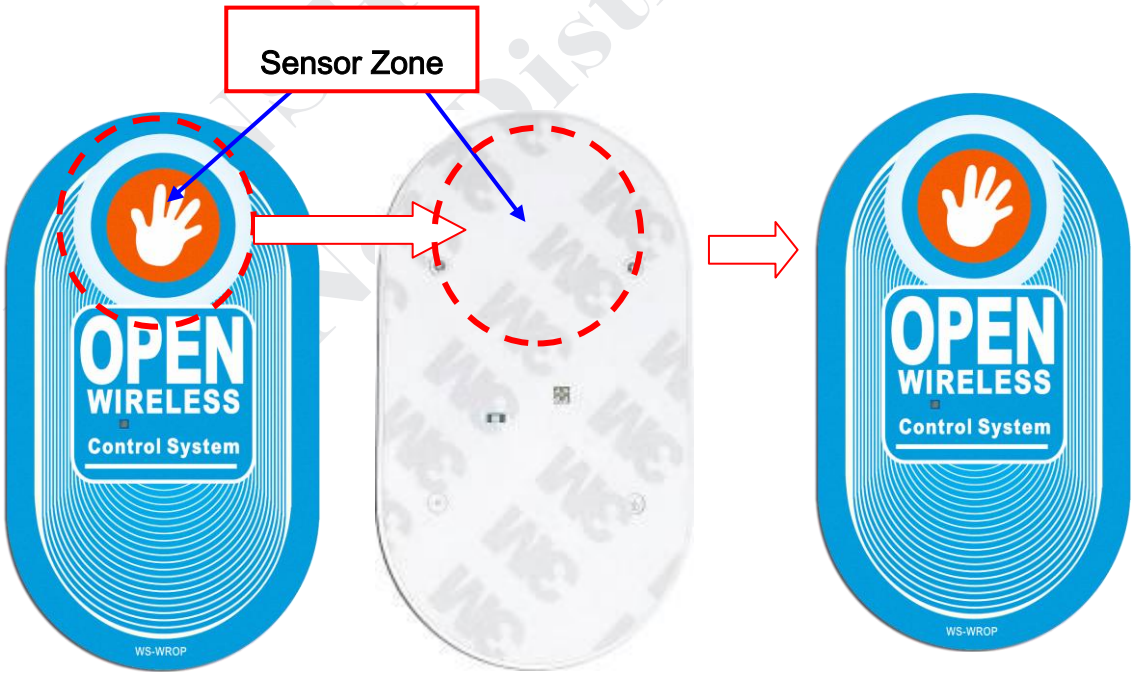

WENSHING Confidential
Distributor

CE Caution Note (European Union)

Symbol of CE it accords with EMC regulation (89/336 / EEC) to represent this device, and the low-voltage regulation of European Union (73/23/EEC). It represents to follow the following standard regulations of European Union (The bracket is a reciprocal international standard reciprocal international standard and regulation).

- EN 60950/A11: 1997/(IEC 60950/A4: 1996),The ones that includes information science and technology of apparatus of e-commerce safe.
- EN 55024: 1998 (IEC 1000-4-2, 1000-4-3, 1000-4-4, 1000-4-5, 1000-4-6, 1000-4-8, 1000-4-11) -' scientific and technological apparatus of information - The characteristic of interfere avoided - Restrain and test method '
- Chapter 2 -Static release (ESD) Demand
- Chapter 3 -Radiate the static field demand
- Chapter 4 -The electron is transmitted / produced and washed (EFT) fast Demand.
- Chapter 5 -surge demand
- Chapter 6 -Resistance demand caused in field of wireless frequency.
- Chapter 8 -Magnetic field demand of electric frequency.
- Chapter 11 –Shortly cut off the demand of making a variation with the voltage transiently under the voltage.

EN 55022:1998/(CISPR 22:1997) ,Class B, ' “To assess information scientific and technological apparatus wireless restriction and way of interfering with the characteristic.”

FCC Consistent Declaration (U.S.A. Only)

Attention: FCC rule regulation, modified and changed must allowed by WENSHING Electronics company, otherwise that would make you operate this apparatus invalid. This apparatus adopted test, according to chapter 15 that FCC regulation, accord with Class B digital restrictions of device. These limits are designed to provide reasonable protection, avoid to having harmful interference at home’s environment.

This device may have radiated wireless frequency energy. If don’t allow the instruction manual, then may will interfere wireless communication. However, there is no any way to guarantee, it will not be interfered in particular installed. If this device really causes harmful interference, (It could be confirmed by turning on or off this device.) Advise you to try to use the following ways modifying the interference situation.

- Relocation receiving antenna or altering its direction.
- Increase the distance between device and receiver.
- Please connect this device to the outlet in the circuit different from the receiver.
- The following manuals is published by Federal Communications Commission, they must be helpful to all users.
- How to Identify and Resolve Radio-TV Interference Problems. (This manual can be obtained by relevant departments of publication of the U.S. government.)
- Government Printing Office, Washington D.C., 20402. Stock No. 004-00398-5

WENSHING Confidential Do Not Distribution