MOLDED WIREWOUND CHIP INDUCTORS

WI453232 SERIES

1. PART NO. EXPRESSION :

W I 4 5 3 2 3 2 2 2 0 K F
(a) (b) (c) (d)(e)

(a) Series code

(b) Dimension code

(c) Inductance code : 220 = 22.0uH

(d) Tolerance code : J = ± 5%, K = ± 10%, M = ± 20%

(f) F : RoHS Compliant

2. CONFIGURATION & DIMENSIONS :

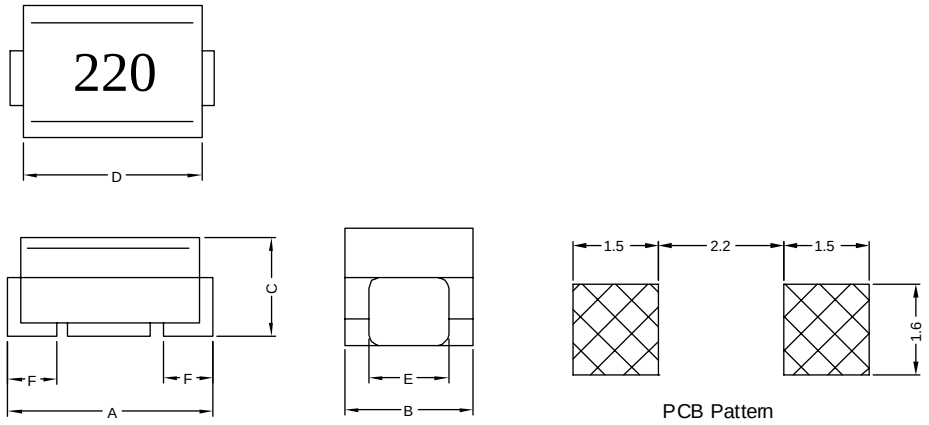

PCB Pattern

Unit:m/m

A	B	C	D	E	F
4.5± 0.3	3.2± 0.2	3.2± 0.2	4.2± 0.2	1.2± 0.2	1.0± 0.2

3. SCHEMATIC :

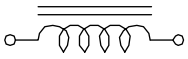

4. MATERIALS :

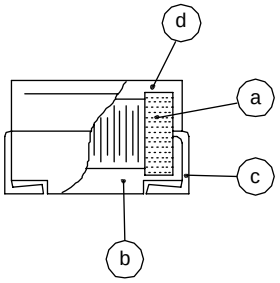

(a) Core

(b) Wire

(c) Terminal

(d) Capsulate

RoHS Compliant

NOTE : Specifications subject to change without notice. Please check our website for latest information.

12.01.2015

SUPERWORLD ELECTRONICS (S) PTE LTD

5. GENERAL SPECIFICATION :

a) Temp. rise : 20° C Max.

b) Ambient temp. : 100° C Max.

c) Operating temp. : -40° C to +125° C

d) Storage condition (component in its packaging)

i) Temperature : -10 to 40° C

ii) Humidity : 60%

e) Terminal strength : 1.5Kg Min.

f) Rated current : Current cause inductance drop within 10%

g) Resistance to solder heat : 260° C for 10secs

h) Resistance to solvent : Per MIL-STD-202F

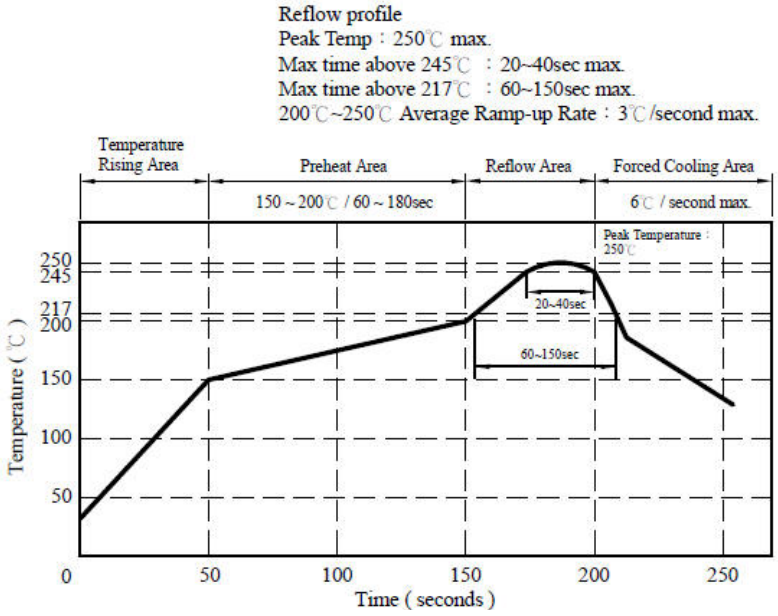

RoHS Compliant

NOTE : Specifications subject to change without notice. Please check our website for latest information.

6. ELECTRICAL CHARACTERISTICS :

Part No.	Inductance (µH)	Q Min.	Test Frequency (MHz)	SRF (MHz) Min.	RDC (Ω) Max.	IDC (mA) Max.
WI453232R10MF	0.10± 20%	35	25.2	300	0.18	800
WI453232R12MF	0.12± 20%	35	25.2	280	0.20	770
WI453232R15MF	0.15± 20%	35	25.2	250	0.22	730
WI453232R18MF	0.18± 20%	35	25.2	220	0.24	700
WI453232R22MF	0.22± 20%	40	25.2	200	0.25	665
WI453232R27MF	0.27± 20%	40	25.2	180	0.26	635
WI453232R33MF	0.33± 20%	40	25.2	165	0.28	605
WI453232R39MF	0.39± 20%	40	25.2	150	0.30	575
WI453232R47MF	0.47± 20%	40	25.2	145	0.32	545
WI453232R56MF	0.56± 20%	40	25.2	140	0.36	520
WI453232R68MF	0.68± 20%	40	25.2	135	0.40	500
WI453232R82MF	0.82± 20%	40	25.2	130	0.45	475
WI4532321R0KF	1.00± 10%	50	7.96	100	0.50	450
WI4532321R2KF	1.20± 10%	50	7.96	80	0.55	430
WI4532321R5KF	1.50± 10%	50	7.96	70	0.60	410
WI4532321R8KF	1.80± 10%	50	7.96	60	0.65	390
WI4532322R2KF	2.20± 10%	50	7.96	55	0.70	380
WI4532322R7KF	2.70± 10%	50	7.96	50	0.75	370
WI4532323R3KF	3.30± 10%	50	7.96	45	0.80	355
WI4532323R9KF	3.90± 10%	50	7.96	40	0.90	330
WI4532324R7KF	4.70± 10%	50	7.96	35	1.00	315
WI4532325R6KF	5.60± 10%	50	7.96	33	1.10	300
WI4532326R8KF	6.80± 10%	50	7.96	27	1.20	285
WI4532328R2KF	8.20± 10%	50	7.96	25	1.40	270
WI453232100KF	10.00± 10%	50	2.52	20	1.60	250
WI453232120KF	12.00± 10%	50	2.52	18	2.00	225
WI453232150KF	15.00± 10%	50	2.52	17	2.50	200
WI453232180KF	18.00± 10%	50	2.52	15	2.80	190
WI453232220KF	22.00± 10%	50	2.52	13	3.20	180
WI453232151KF	150.00± 10%	40	0.796	5.0	9.00	105
WI453232181KF	180.00± 10%	40	0.796	5.0	9.50	102
WI453232221KF	220.00± 10%	40	0.796	4.0	10.00	100
WI453232271KF	270.00± 10%	40	0.796	4.0	12.00	92
WI453232331KF	330.00± 10%	40	0.796	3.5	14.00	85
WI453232391KF	390.00± 10%	40	0.796	3.0	18.00	80
WI453232471KF	470.00± 10%	40	0.796	3.0	26.00	62
WI453232561KF	560.00± 10%	30	0.796	3.0	30.00	50
WI453232681KF	680.00± 10%	30	0.796	3.0	30.00	50
WI453232821KF	820.00± 10%	30	0.796	2.5	35.00	30
WI453232102KF	1000.00± 10%	20	0.252	2.5	40.00	30

RoHS Compliant

NOTE : Specifications subject to change without notice. Please check our website for latest information.

7. CHARACTERISTICS CURVES :

@ Inductance VS. DC Superposition Characteristics

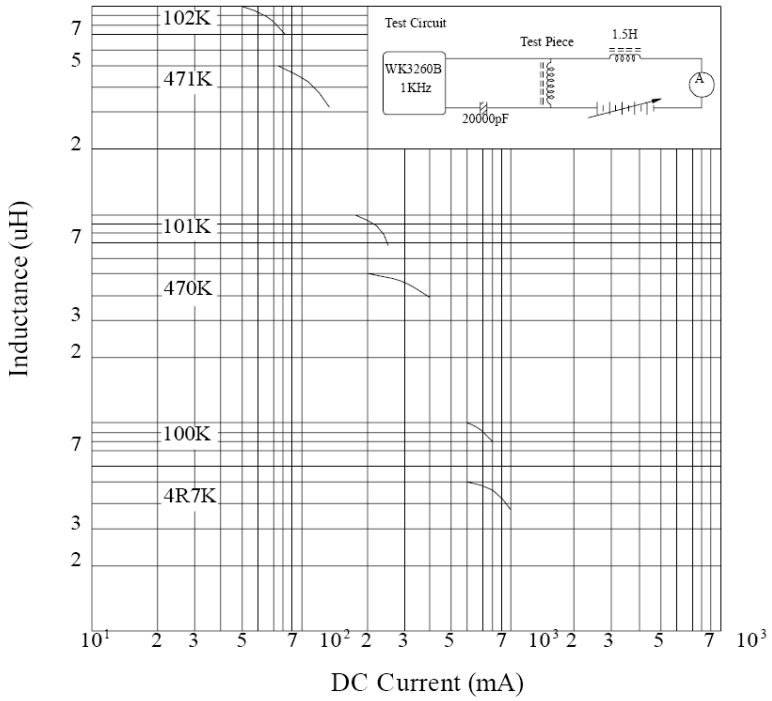

@ Q VS. Frequency Response

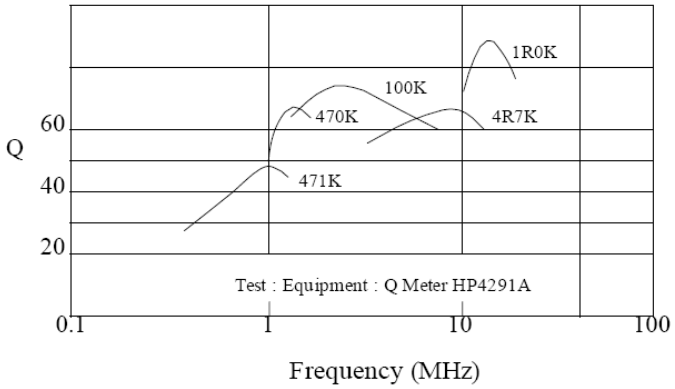

@ Inductance Change VS. Temperature Response

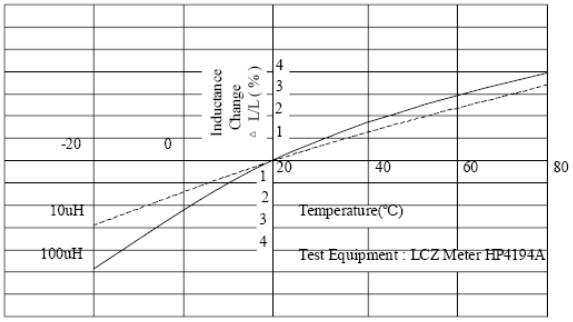

RoHS Compliant

NOTE : Specifications subject to change without notice. Please check our website for latest information.

8. PACKAGING INFORMATION :

(1) CONFIGURATION

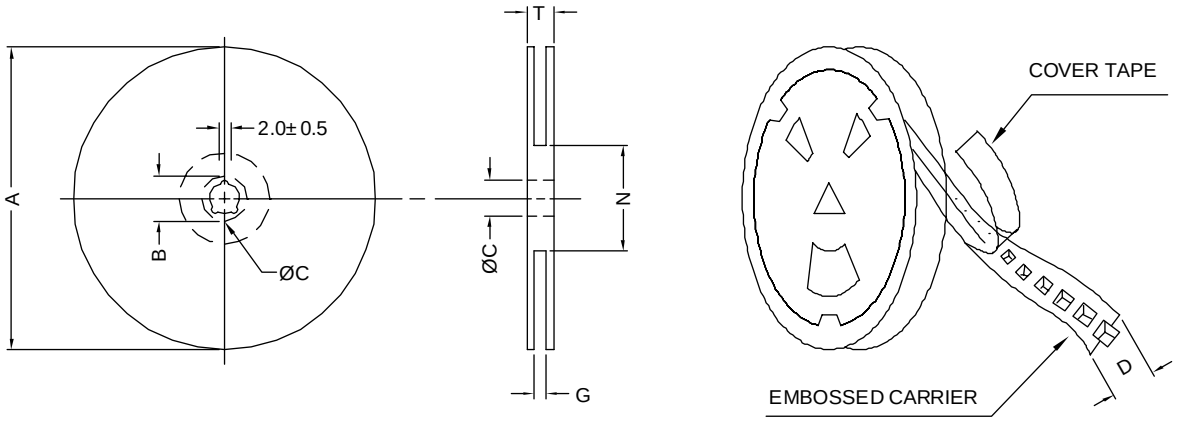

* CARRIER TAPE WIDTH : D

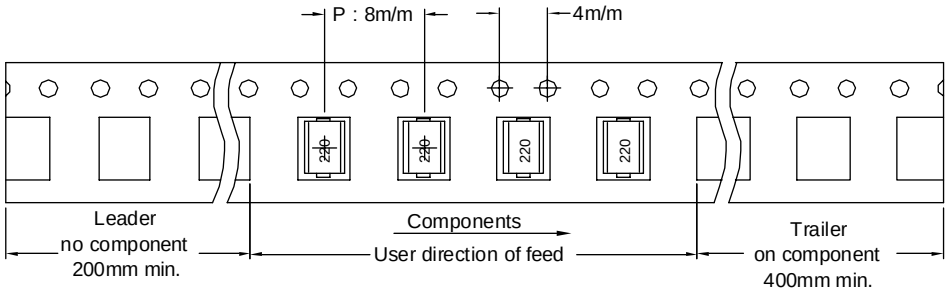

(2) DIMENSIONS

Unit:m/m

Style	A	B	C	D	G	N	T
07-12	178	21± 0.8	13	12	14^{+0}	50^{-0}	16.5
13-12	330	21± 0.8	13± 0.5	12	14^{+0}	50^{-0}	18.4

(3) Q'TY & G.W. PER PACKAGE

	Inner : Reel		Outer : Carton		
Stype	Q'TY(pcs)	G.W.(gw)	Q'TY(pcs)	G.W.(gw)	Size(cm)
07-12	500	130	20000	7.20	41 x 39 x 22
13-12	2000	540	18000	6.50	41 x 39 x 22

RoHS Compliant

NOTE : Specifications subject to change without notice. Please check our website for latest information.