Micro Commercial Components
21201 Itasca Street Chatsworth
CA 91311
Phone: (818) 701-4933
Fax: (818) 701-4939

W005G THRU W10G

1.5Amp Glass Passivated Bridge Rectifier 50 to 1000 Volts

Features

- High Current Capability
- Ideal for printed circuit boards
- High Temperature Soldering: 260°C for 10 seconds
- Reliable low cost construction technique results in inexpensive products

Maximum Ratings

- Operating Temperature: -55°C to +150°C
- Storage Temperature: -55°C to +150°C
- For capacitive load. Derate current by 20%

MCC Part Number	Maximum Recurrent Peak Reverse Voltage	Maximum RMS Voltage	Maximum DC Blocking Voltage
W005G	50V	35V	50V
W01G	100V	70V	100V
W02G	200V	140V	200V
W04G	400V	280V	400V
W06G	600V	420V	600V
W08G	800V	560V	800V
W10G	1000V	700V	1000V

Electrical Characteristics @ 25°C Unless Otherwise Specified

Average Forward Current	$I_{F(AV)}$	1.5 A	T_C = 50°C
Peak Forward Surge Current	I_{FSM}	50A	8.3ms, half sine
Maximum Instantaneous Forward Voltage	V_F	1.10V	I_{FM} = 1.0A; T_C = 25°C
Maximum DC Reverse Current At Rated DC Blocking Voltage	I_R	10µA 500uA	T_C = 25°C T_C = 125°C

WOM

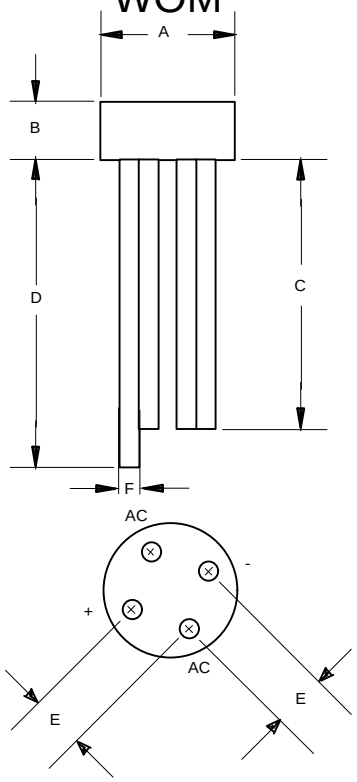

DIMENSIONS					
	INCHES		MM		
DIM	MIN	MAX	MIN	MAX	NOTE
A	----	.358	------	9.10	
B	----	.225	------	5.70	
C	1.000	---	25.40	---	
D	1.200	---	30.50	---	
E	.180	.220	4.60	5.60	
F	.030	.032	0.76	0.81	

FIG.1- MAXIMUM NON-REPETITIVE FORWARD SURGE CURRENT PER BRIDGE ELEMENT

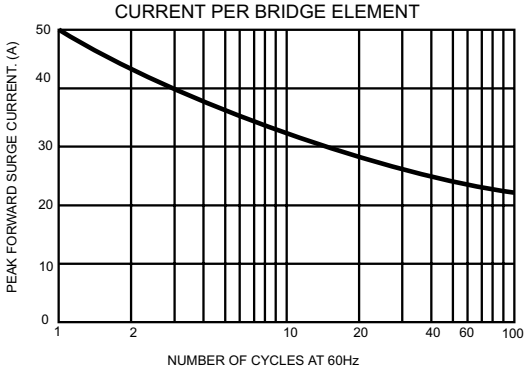

FIG.2- MAXIMUM FORWARD CURRENT DERATING CURVE

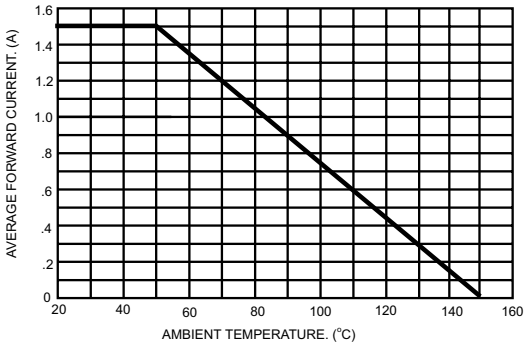

FIG.3- TYPICAL INSTANTANEOUS FORWARD CHARACTERISTICS PER BRIDGE ELEMENT

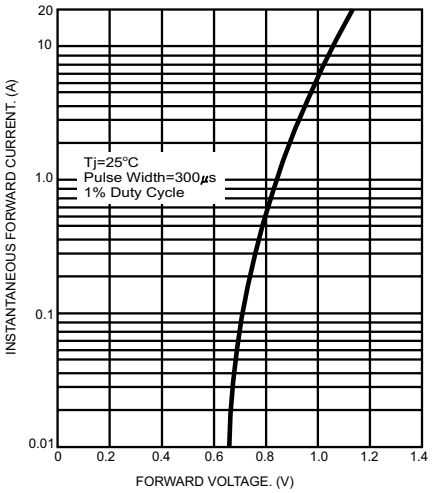

FIG.4- TYPICAL REVERSE CHARACTERISTICS PER BRIDGE ELEMENT

