Frontier Electronics Corp.

667 E. COCHRAN STREET, SIMI VALLEY, CA 93065
TEL: (805) 522-9998 FAX: (805) 522-9989
E-mail: frontiersales@frontierusa.com
Web: http://www.frontierusa.com

1.5A SILICON SINGLE-PHASE BRIDGE RECTIFIERS

W-005M THRU W-10M

FEATURES

- PLASTIC MATERIAL USED CARRIES UNDERWRITERS LABORATORY FLAMMABILITY RECOGNITION 94V-0
- HIGH CASE DIELECTRIC STRENGTH
- TYPICAL IR LESS THAN 1μA
- HIGH OVERLOAD SURGE CAPABILITY
- IDEAL FOR PRINTED CIRCUIT BOARD

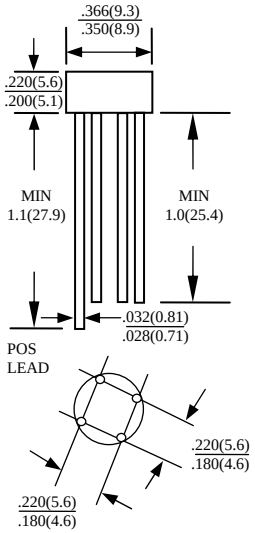

MECHANICAL DATA

- CASE: EPOXY CASE, DIMENSIONS IN INCHES AND (MILLIMETERS)
- TERMINALS: LEADS SOLDERABLE PER MIL-STD-202 METHOD 208
- MOUNTING POSITION: ANY
- WEIGHT: 1.1 GRAMS

MAXIMUM RATINGS AND ELECTRICAL CHARACTERISTICS RATINGS AT 25°C AMBIENT TEMPERATURE UNLESS OTHERWISE SPECIFIED SINGLE PHASE, HALF WAVE, 60 HZ, RESISTIVE OR INDUCTIVE LOAD. FOR CAPACITIVE LOAD, DERATE CURRENT BY 20%

RATINGS	SYMBOL	W-005M	W-01M	W-02M	W-04M	W-06M	W-08M	W-10M	UNITS
MAXIMUM RECURRENT PEAK REVERSE VOLTAGE	V_{RRM}	50	100	200	400	600	800	1000	V
MAXIMUM RMS VOLTAGE	V_{RMS}	35	70	140	280	420	560	700	V
MAXIMUM DC BLOCKING VOLTAGE	V_{DC}	50	100	200	400	600	800	1000	V
MAXIMUM AVERAGE FORWARD RECTIFIED CURRENT 0.375"(9.5mm) LEAD LENGTH AT TA=25°C	I_O	1.5							A
PEAK FORWARD SURGE CURRENT SINGLE SINE-WAVE SUPERIMPOSED ON RATED LOAD	I_{FSM}	50							A
STORAGE TEMPERATURE RANGE	T_{STG}	- 55 TO + 150							℃
OPERATING TEMPERATURE RANGE	T_{OP}	- 55 TO + 125							℃

ELECTRICAL CHARACTERISTICS (A_T T_A =25°C UNLESS OTHERWISE NOTED)

CHARACTERISTICS	SYMBOL	W-005M	W-01M	W-02M	W-04M	W-06M	W-08M	W-10M	UNITS
MAXIMUM INSTANTANEOUS FORWARD VOLTAGE DROP PER ELEMENT AT 1.0A	V_F	1.1							V
MAXIMUM REVERSE LEAKAGE AT RATED DC TA=25℃	I_R	10							μA

RATINGS AND CHARACTERISTIC CURVES W-005M THRU W-10M

FIG. 1 - DERATING CURVE OUTPUT RECTIFIED CURRENT

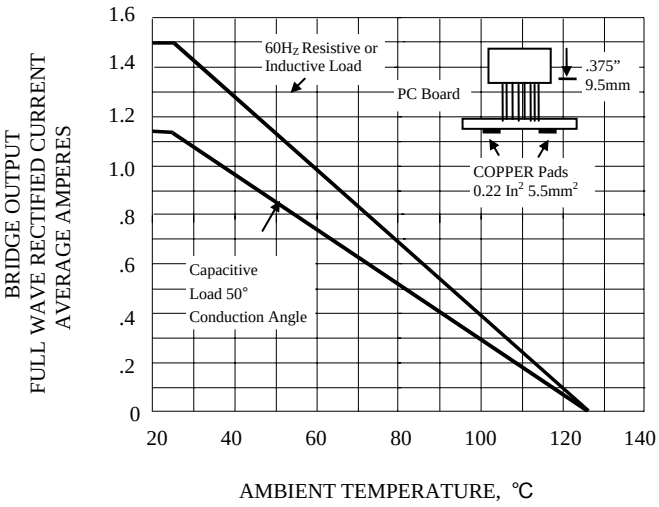

FIG. 2 - TYPICAL REVERSE CHARACTERISTICS

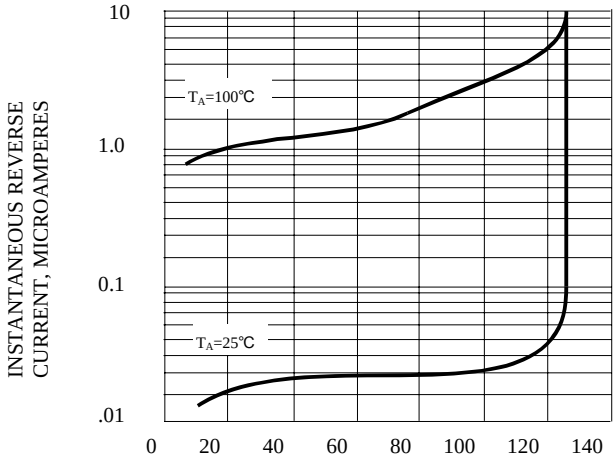

FIG. 3 - TYPICAL FORWARD CHARACTERISTICS PER ELEMENT

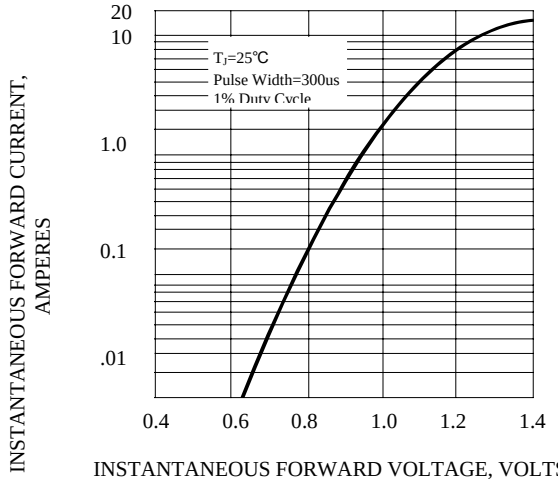

FIG. 4 - TYPICAL JUNCTION CAPACITANCE PER BRIDGE ELEMENT

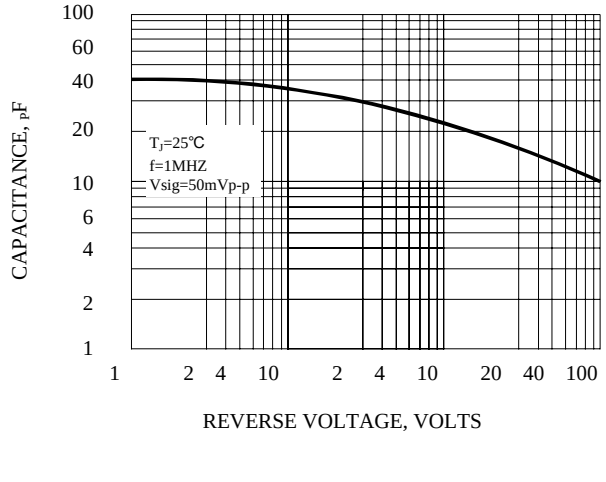

FIG. 5 - MAXIMUM NON-REPETITIVE PEAK FORWARD SURGE CURRENT

