Honeywell

Interactive Catalog Replaces Catalog Pages

Honeywell Sensing and Control has replaced the PDF product catalog with the new Interactive Catalog. The Interactive Catalog is a power search tool that makes it easier to find product information. It includes more installation, application, and technical information than ever before.



Click this icon to try the new Interactive Catalog.

Sensing and Control
Honeywell Inc.
11 West Spring Street
Freeport, Illinois 61032

Solid State Sensors

VX Series

Solid State Basic Switch



FEATURES

- Plunger operated non-contact digital output
- Low force operation
- −40° to +70°C operating temperature
- Direct interface to solid state circuits
- Reverse voltage protection
- Rugged construction
- Tested to over 100 million operations
- Wide variety of standard levers and actuators available
- Lever external to switch body
- Industry standard mounting holes
- No external terminals — uses standard keyed and locking plug-in connectors
- UL recognized, CSA certified
- Plunger is acetal copolymer. Housing is PBT polyester.

ELECTRICAL SPECIFICATIONS

Supply Voltage (VDC)	4.5 to 24
Supply Current (mA max.)	15
Output Type	Sink
Current per Output (mA)	10

MOUNTING DIMENSIONS (For reference only)

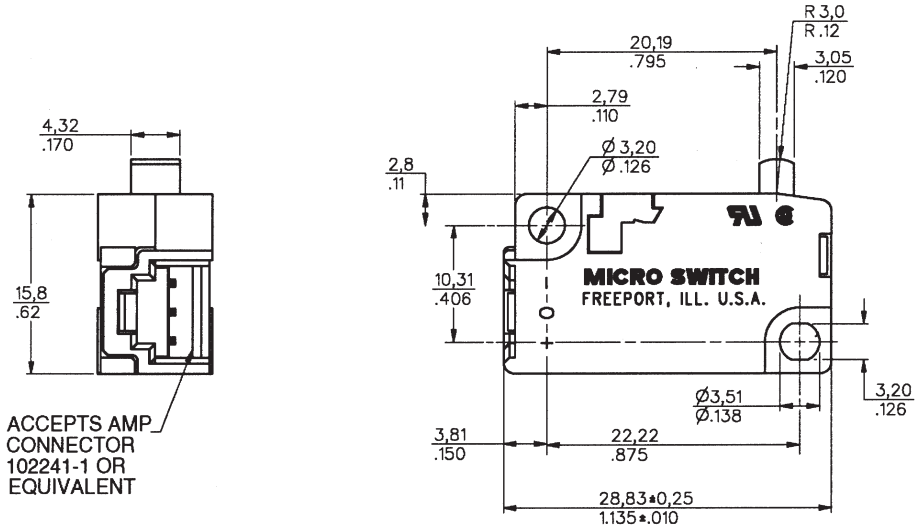

OPERATING CHARACTERISTICS DIMENSIONS

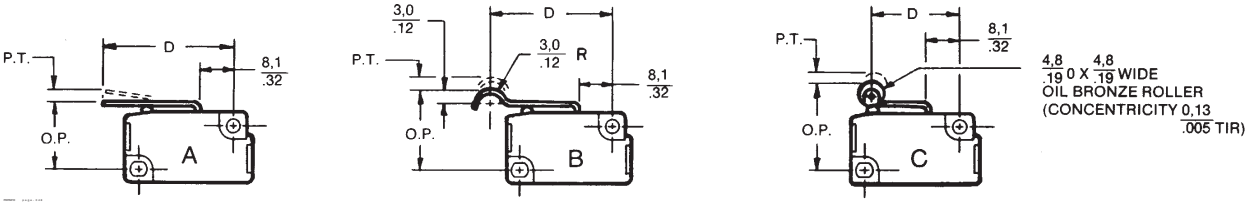

Solid State Basic Switch

Characteristics: P.T. — Pretravel; O.T. — Overtravel; D.T. — Differential Travel; O.P. — Operating Position

VX ORDER GUIDE

Catalog Listings	Operating Force	Lever Actuation Point (D)	Lever Style*	P.T. max	O.T. min.	D.T. max.	O.P.
Accepts AMP Conn.	Ounces Newtons			mm inches	mm inches	mm inches	mm inches
VX10	.35 + .18 (–.14) 0,1 (+,05,–,04)	—	—	2,16 .085	1,02 .040	0,30 .012	14,73 ± 0,51 .580 ± .020
VX80	3.0 ± .88 0,83 ± ,24	—	(Pin Plunger)				
VX10-A1	.35 ± .2 0,1 ± ,06	21,8 .860	A (Short)	2,59 .102	1,02 .040	0,36 .014	15,37 ± 0,69 .605 ± .027
VX80-A1	2.8± 1.1 ,78 ± ,31						
VX10-A2	0.2 ± .1 ,06 ± ,03	35,6 1.400	A (Medium)	5,33 .210	2,16 .085	0,71 .028	15,34 ± 1,40 .604 ± .055
VX80-A2	1.41 ± .50 ,39 ± ,14						
VX10-A3	.10 ± .07 ,03 ± ,02	59,4 2.340	A (Long)	9,96 .392	4,06 .160	1,32 .052	15,24 ± 2,64 .600 ± .104
VX80-A3	.75 + .35 (–.25) ,21 (+0,1–,07)						
VX10-B1	0.20 + .15 (–.10) ,06 (+,04–,03)	32,6 1.285	B (Simulated Roller)	5,21 .205	1,91 .075	0,64 .025	18,52 ± 1,47 .729 ± .058
VX80-B1	1.55 ± .53 ,43 ± ,15						
VX10-C1	.40 ± .20 ,11 ± ,06	20,6 .810	C (Short Roller)	2,49 .098	1,02 .040	0,33 .013	20,68 ± 0,69 .814 ± .027
VX80-C1	3.0 ± 1.06 ,83 ± ,29						

* Other lever styles are available. Contact MICRO SWITCH sales office.

Termination

Terminal pins accept AMP connectors (not furnished):

AMP 102241-1
MICRO SWITCH part number:
VX1A — connector & receptacle unassembled.
VX1A-01 — connector & receptacle pre-assembled with 5.4″, 24 gauge lead wires.

NOTE: The output transistors of the listings shown are ''normally off.'' They are not conducting and the output voltage is High with plunger in free position. To order devices which are ''normally on'' and the output voltage is Low (conducting with plunger in free position), change the second digit from 0 to a 1, or a 2 to a 3 in the catalog listing.

Example: VX1**0**-A1 — VX1**1**-A1