Vatronics Technologies Limited

•

VTR Series Radial Tantalum Capacitors



Small units with high stable performance, low current leakage and dissipation factor, stable frequency and temperature and long life, suitable for electronic communication, computer and military and so on. Operating temperature -55-125C, •85C With derating voltage. Capacitance range:0.047uF-680uF, DC Leakage Current(20C) $I_0 \leq 0.01 C_R U_R$ or 0.5uA(Whichever is bigger), Life test: 1000hours

Rated Voltage, Nominal Capacitance and Case Sizes

Rated Voltage•V•	3	4	6•3	10	16	20	25	35	50
voltage Derating •V•	2	2•5	4	6•3	10	13	16	20	32
Surge Voltage•V•	4	5•2	8	13	20	26	33	46	65
Capacitance•uF•	Case size								
0.047								A	A
0.068								A	A
0.1								A	A
0.15								A	A
0.22								A	A
0.33								A	A
0.47								A	A
0.68								A	A
1					A	A	A	A	B
1.5					A	A	A	A	C
2.2				A	A	A	A	B	C
3.3			A	A	A	B	B	B	D
4.7	A	A	A	A	B	B	B	C	D
6.8	A	A	A	B	B	C	C	D	E
10	A	A	B	B	B	C	C	D	E
15	A	A	B	C	C	D	D	E	F
22	B	B	C	C	C	D	D	E	F
33	B	B	C	D	D	E	E	F	
47	C	C	D	D	D	E	E	F	
68	D	D	D	D	E	F	F		
100	D	D	E	E	E	F	F		
150	D	E	E	E	F				
220	E	E	E	F					
330	E	F	F						
470	F								
680	F								

Vatronics Technologies Limited
http://www.vatronics.com ***sales@vatronics.com***

Dimensions-Millimeters

Case Sizes	D•max•	H•max•	H•±0.5mm•	d•±0.5mm•
A	4.5	7.0	2.5	0.5
B	5.0	8.0	2.5	0.5
C	5.5	9.5	2.5	0.5
D	6.5	11.0	2.5	0.5
E	8.5	13.0	5.0	0.5
F	9.5	16.5	5.0	0.5

Temperature Characteristics

Capacitance(uF)	Cap Change•%•			DF Max.•%•				DCL Max.•uA•		
	-55C	+85C	+125C	-55C	+20C	+85C	+125C	+20C	+85C	+125C
≤1.0	±10	±15	±25	6	4	6	6	or	10Io	12.5Io
1.5-6.8				8	6	8	8	Io≤0.01CRVR0.5uA(whichever is greater)		
10-68				10	8	10	10			
100-680				12	10	12	12			

Packaging information

B•Bulk pack A•Ammo pack

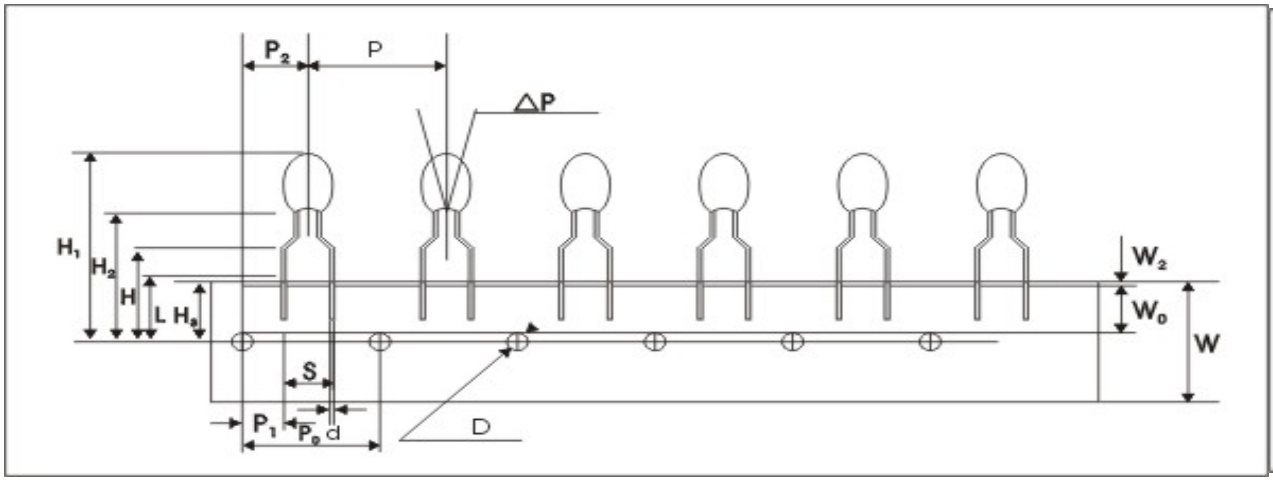

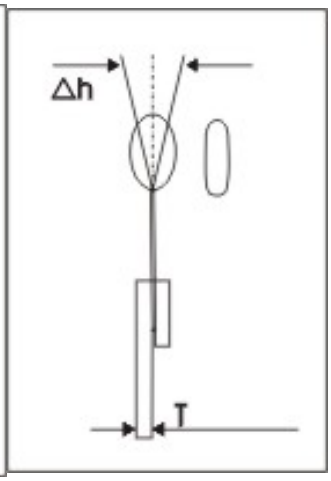

Vatronics Technologies Limited
http://www.vatronics.com *sales@vatronics.com*

Designation	Symbol	Dimensions(mm)	
Pitch of component	P	12.7±1.0	
Feed hole pitch	Po	12.7±0.3	
Tape Width	W	+1 18 -0.5	
Hold down tape width	Wo	12±0.5	
Hole position	H3	+0.75 9 -0.5	
Hold down tape position	W2	1.0max	
Overall component height	H1	32.5max	
Component alignment	•P	±1.3max	
Feed hole diameter	D	4.0±0.3	
Tape thickness	T	0.5±0.2	
Component alignment	•h	2.0max	
Length of snipped leads	L	11max	
Lead clinch height	H	16±0.5	
Lead wire spacing	S	2.5±0.5	5±0.7
Feed hole center to wire center	P1	5.10±0.5	3.85±0.7
Hole center to component center	P2	6.35±0.4	
Component height	H2	+2 18 -0	
Lead diameter	D	0.5±0.05	

Lead Styles

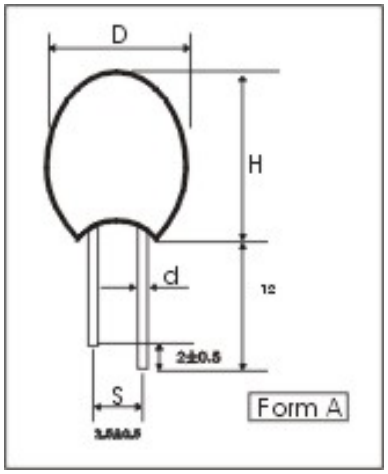

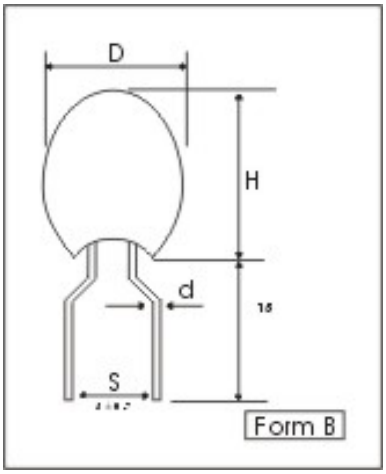

Typical Characteristic Curve

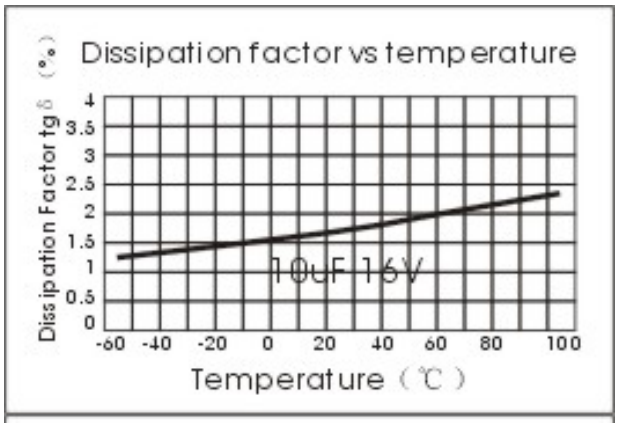

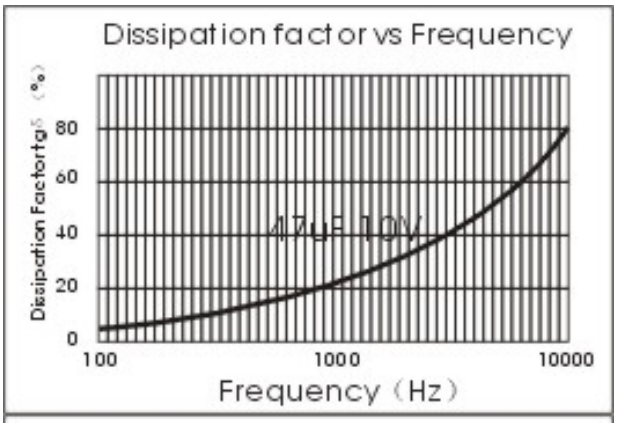

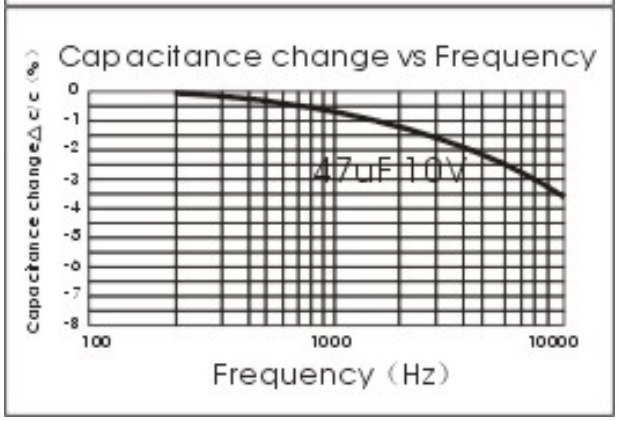

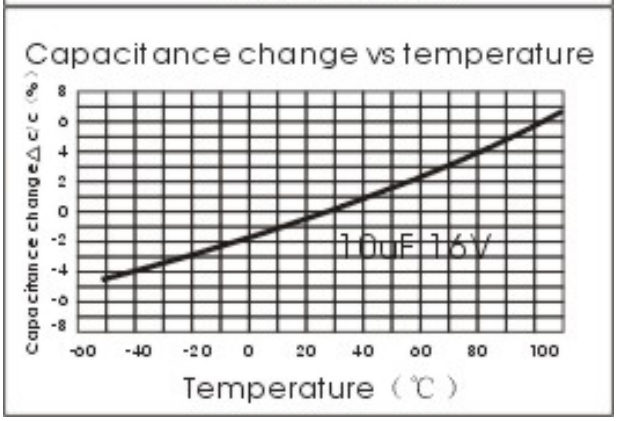

How to order

VTR 105 M 035 01 B

(1) (2) (3) (4) (5) (6)

(1)Product Type:
Radial Tantalum Capacitors

(2)Capacitance:
105=10*10^5 =1000000pF
226=22*10^6 =22000000pF

(3)Tolerance:
M=±20%
K=±10%
J=±5%

(4)Working Voltage
035=35VDC
016=16VDC

(5)Lead Space:
01=2.54mm
02=5.08mm

(6)Packing:
B=Bulk
A=AMMO

Vatronics Technologies Limited
http://www.vatronics.com ***sales@vatronics.com***