Coaxial

Low Pass Filter

DC to 1125 MHz (40 dB Isolation up to 20 GHz)

NEW!

VLFX-1125



CASE STYLE: FF1118
PRICE: $ 39.95 ea. QTY (1-9)

Maximum Ratings

Operating Temperature	-55°C to 100°C
Storage Temperature	-55°C to 100°C
RF Power Input*	10W max. at 25°C

**Passband rating, derate linearly to 3.5W at 100°C ambient.*

Features

- very good isolation, 40 dB up to 20 GHz
- 21 sections
- temperature stable LTCC internal structure
- patent pending
- re-entry frequency > 20 GHz
- rugged stainless steel unibody

Applications

- harmonic rejection
- transmitters/receivers
- lab use
- test instrumentation

Outline Drawing

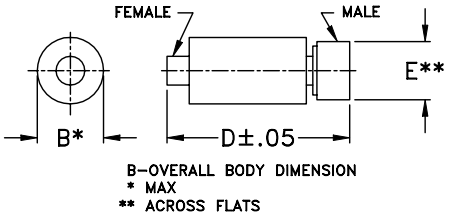

Outline Dimensions (inch / mm)

B	D	E	wt.
.39	2.67	.312	grams
9.91	67.82	7.92	17.0

Functional Schematic

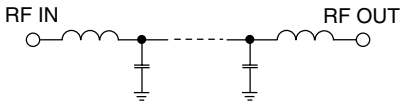

Typical Frequency Response

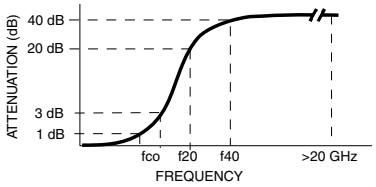

Low Pass Filter Electrical Specifications @ 25°C

MODEL NO.	PASSBAND (MHz) (Loss < 1.2dB) Max.	fco, MHz Nom (Loss 3 dB) Typ	STOPBAND (MHz) (Loss, dB) f20 Min.	STOPBAND (MHz) (Loss, dB) f40 Typ.	VSWR (:1) Stopband Typ.	VSWR (:1) Passband Typ.	NO. OF SECTIONS
VLFX-1125	DC-1125	1825	2125	2350-20000	10	1.4	21

Typical Performance Data @ 25°C

Frequency (MHz)	Insertion Loss (dB)	VSWR (:1)
50	0.20	1.05
250	0.29	1.06
500	0.47	1.05
1100	0.98	1.41
1150	1.02	1.44
1250	1.22	1.50
1500	1.51	1.47
1850	3.24	1.76
1950	7.42	3.84
2075	20.60	8.71
2250	39.02	13.93
4000	87.43	33.59
6000	73.04	64.26
8000	78.45	48.12
10000	71.93	40.02
12000	57.91	20.21
14000	49.00	15.03
16000	81.35	24.55
18000	64.13	22.79
20000	73.49	2.20

VLFX-1125
INSERTION LOSS

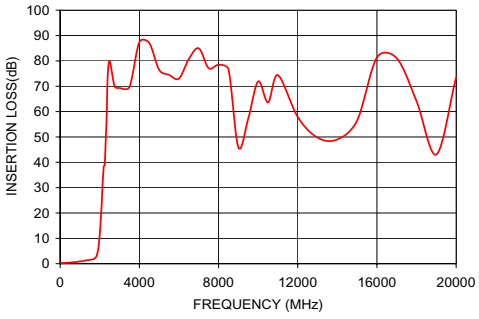

VLFX-1125
VSWR

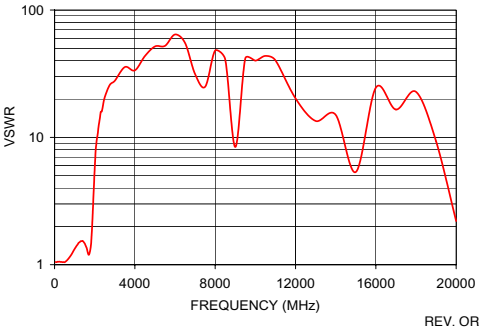

Mini-Circuits®
INTERNET http://www.minicircuits.com
P.O. Box 350166, Brooklyn, New York 11235-0003 (718) 934-4500 Fax (718) 332-4661
Distribution Centers NORTH AMERICA 800-654-7949 • 417-335-5935 • Fax 417-335-5945 • EUROPE 44-1252-832600 • Fax 44-1252-837010

*Mini-Circuits **ISO 9001 & ISO 14001** Certified*

REV. OR
M96318
VLFX-1125
EDU-0399
ED-11930A/17
URJ/RS/CP
050119