Coaxial

Low Pass Filter

DC to 1400 MHz

NEW!

VLF-1400



CASE STYLE: FF704
PRICE: $19.95 ea. QTY (10-24)

Maximum Ratings

Operating Temperature	-55°C to 100°C
Storage Temperature	-55°C to 100°C
RF Power Input	10*W max. at 25°C
DC Current Input to Output	0.5A max. at 25°C

**Passband rating, derate linearly to 3.5W at 100°C ambient.*

Features

- low cost
- small size
- 7 sections
- temperature stable
- patent pending

Applications

- harmonic rejection
- transmitters/receivers
- lab use

Outline Drawing

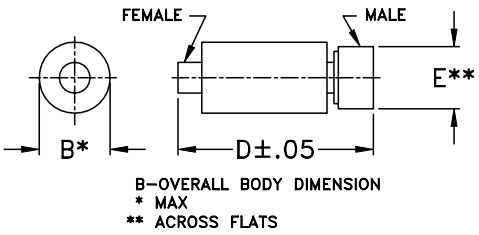

Outline Dimensions (inch / mm)

B	D	E	wt.
.410	1.43	.312	grams
10.41	36.32	7.92	10.0

Low Pass Filter Electrical Specifications (T_{AMB}=25°C)

MODEL NO.	PASSBAND (MHz) (loss < 1 dB) Max.	fco, MHz Nom. (loss 3 dB) Typ.	STOP BAND (MHz) (loss, dB) f 20 Min.	30 Typ.	fr 20 Typ.	VSWR (:1) Stopband Typ.	Passband Typ.	NO. OF SECTIONS
VLF-1400	DC-1400	1700	1975	2050-6600	6800	20	1.2	7

typical frequency response

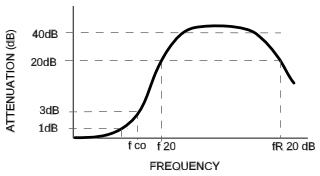

schematic

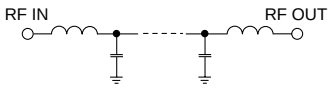

Typical Performance Data at 25°C

Frequency (MHz)	Insertion Loss (dB)	VSWR (:1)
100.00	0.11	1.02
500.00	0.24	1.08
1000.00	0.41	1.11
1400.00	0.72	1.22
1700.00	3.20	3.20
1975.00	24.77	16.89
2000.00	28.65	17.39
2050.00	38.72	17.75
2500.00	34.93	17.75
3000.00	37.62	24.14
4000.00	50.70	39.49
5000.00	45.47	30.49
6600.00	34.00	18.70
6800.00	26.51	16.56
7000.00	16.88	10.89

