Coaxial

Low Pass Filter

DC to 1200 MHz

NEW!

VLF-1200



CASE STYLE: FF704
PRICE: $19.95 ea. QTY (10-24)

Maximum Ratings

Operating Temperature	-55°C to 100°C
Storage Temperature	-55°C to 100°C
RF Power Input	10*W max. at 25°C
DC Current Input to Output	0.5A max. at 25°C

**Passband rating, derate linearly to 3.5W at 100°C ambient.*

Features

- low cost
- small size
- 7 sections
- temperature stable
- patent pending

Applications

- harmonic rejection
- transmitters/receivers
- lab use

Outline Drawing

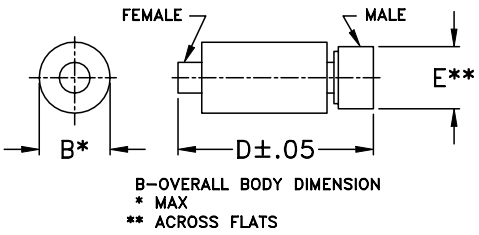

Outline Dimensions (inch / mm)

B	D	E	wt.
.410	1.43	.312	grams
10.41	36.32	7.92	10.0

Low Pass Filter Electrical Specifications (T_{AMB}=25°C)

MODEL NO.	PASSBAND (MHz) (loss < 1 dB) Max.	fco, MHz Nom. (loss 3 dB) Typ.	STOP BAND (MHz) (loss, dB) f 20 Min.	30 Typ.	fr 20 Typ.	VSWR (:1) Stopband Typ.	Passband Typ.	NO. OF SECTIONS
VLF-1200	DC-1200	1530	1800	2000-5000	6200	20	1.2	7

typical frequency response

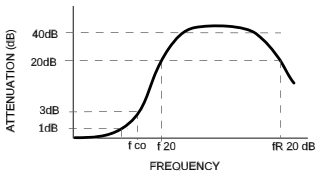

schematic

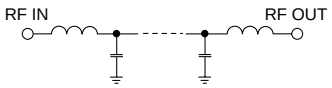

Typical Performance Data at 25°C

Frequency (MHz)	Insertion Loss (dB)	VSWR (:1)
50.00	0.04	1.02
500.00	0.30	1.18
750.00	0.34	1.20
1200.00	0.73	1.16
1480.00	2.79	2.15
1750.00	24.69	9.43
2000.00	31.88	16.56
2375.00	40.40	25.19
3000.00	39.23	31.60
3500.00	37.97	36.20
4500.00	36.37	39.49
5000.00	36.23	34.07
6050.00	22.99	26.74
6500.00	12.01	15.00
7000.00	16.10	37.77

