V585ME20-LF

Rev A1

14118 Stowe Drive, Suite B
Poway, CA 92064
TEL: (858) 621-2700 | FAX: (858) 486-1927
URL: www.zcomm.com
EMAIL: applications@zcomm.com

Voltage-Controlled Oscillator Surface Mount Module

Applications

- Spread Spectrum Radios
- Earthstations
- Downconvertors

Application Notes

- AN-101: Mounting and Grounding
- AN-102: Output Loading
- AN-107: Manual Soldering

PHASE NOISE (1 Hz BW, typical)

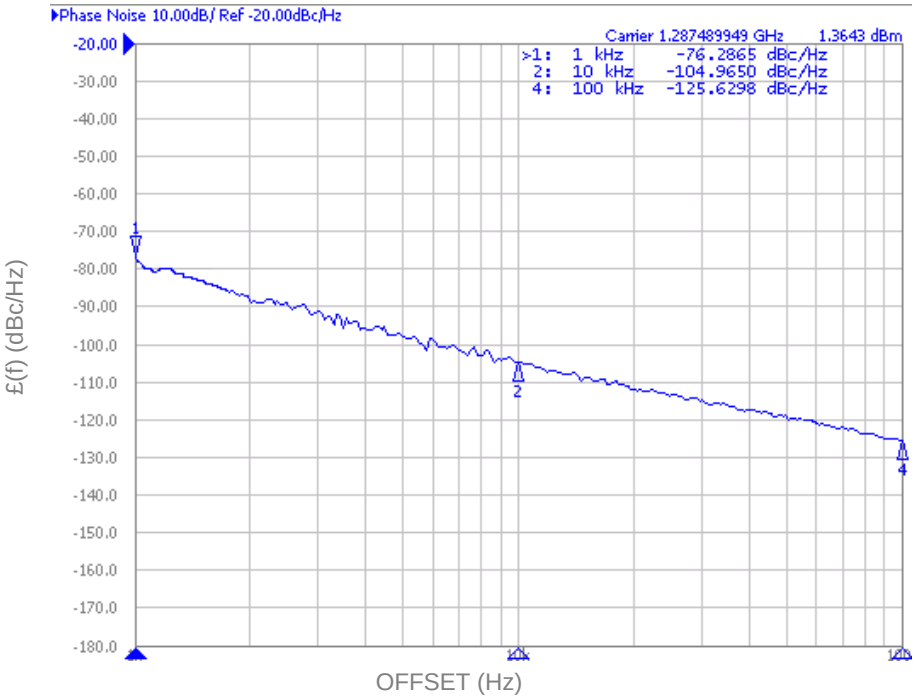

Performance Specifications	Min	Typ	Max	Units
Oscillation Frequency Range	925		1650	MHz
Phase Noise @ 10 kHz offset (1 Hz BW)		-103		dBc/Hz
Harmonic Suppression (2nd)		-8	-7	dBc
Tuning Voltage	3		21	Vdc
Tuning Sensitivity (avg.)		53		MHz/V
Power Output	4.5	7	9.5	dBm
Load Impedance		50		Ω
Input Capacitance			100	pF
Pushing			2	MHz/V
Pulling (14 dB Return Loss, Any Phase)			8	MHz
Operating Temperature Range	-40		85	°C
Package Style		MINI-14S		

Power Supply Requirements	Min	Typ	Max	Units
Supply Voltage (Vcc, nom.)		11.5		Vdc
Supply Current (Icc)		16	19	mA

Additional Notes

LFSuffix = RoHS Compliant. All specifications are subject to change without notice.

© Z-Communications, Inc. All Rights Reserved.

Tuning Curve, typ.

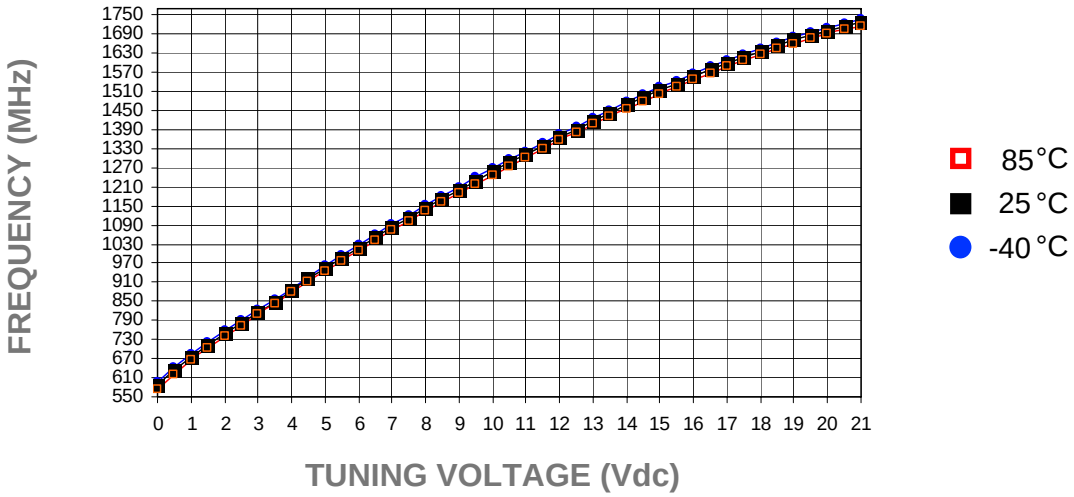

Power Curve, typ.

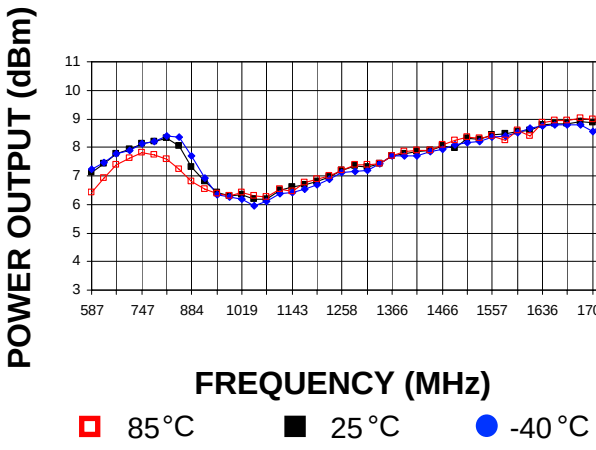

Footprint

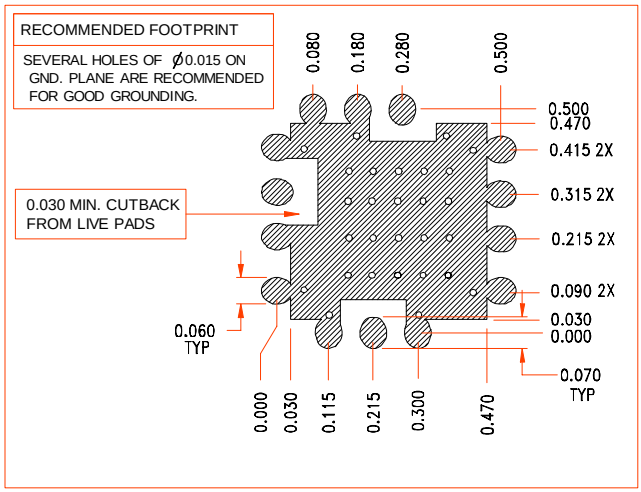

Physical Dimensions

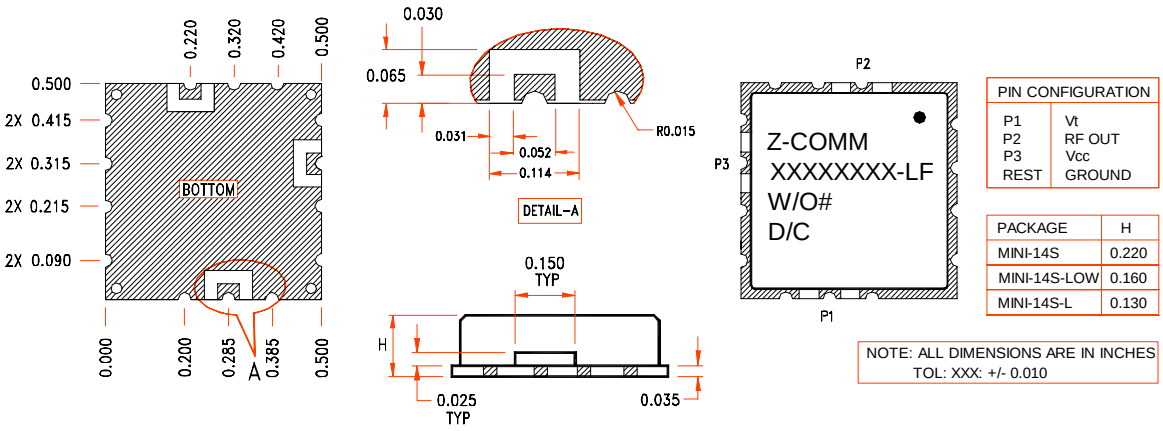

© Z-Communications, Inc. All Rights Reserved.