Z-Communications, Inc.
9939 Via Pasar • San Diego, CA 92126
TEL (858) 621-2700 FAX (858) 621-2722

V582ME18

VOLTAGE CONTROLLED OSCILLATOR

Rev A1



PHASE NOISE (1 Hz BW, typical)

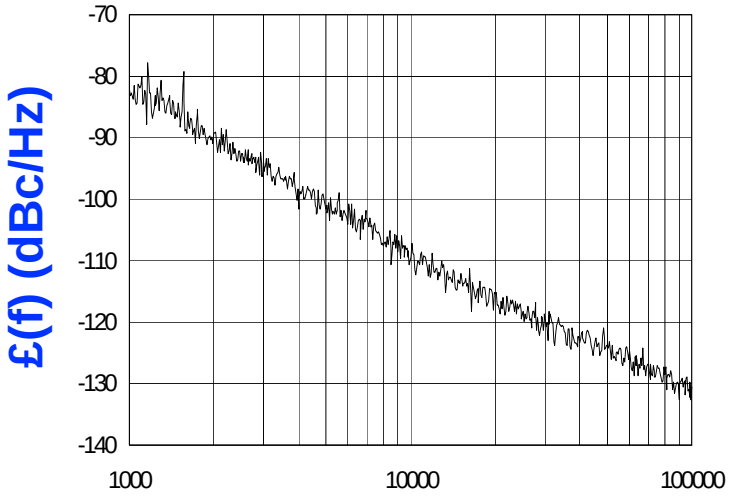

FEATURES

- Frequency Range: 1020 - 1100 MHz
- Tuning Voltage: 1-4 Vdc
- MINI-14S-L - Style Package

APPLICATIONS

- Basestations
- Portable Radios
- Mobile Communications

PERFORMANCE SPECIFICATIONS	VALUE	UNITS
Oscillation Frequency Range	1020 - 1100	MHz
Phase Noise @ 10 kHz offset (1 Hz BW, typ.)	-110	dBc/Hz
Harmonic Suppression (2nd, typ.)	-17	dBc
Tuning Voltage	1-4	Vdc
Tuning Sensitivity (avg.)	49	MHz/V
Power Output	10.5±2.5	dBm
Load Impedance	50	Ω
Input Capacitance (max.)	50	pF
Pushing	<2	MHz/V
Pulling (14 dB Return Loss, Any Phase)	<2	MHz
Operating Temperature Range	-40 to 85	°C
Package Style	MINI-14S-L	
POWER SUPPLY REQUIREMENTS		
Supply Voltage (Vcc, nom.)	5	Vdc
Supply Current (Icc, typ.)	32	mA

All specifications are typical unless otherwise noted and subject to change without notice.

APPLICATION NOTES

- AN-100/1 : Mounting and Grounding of VCOs
- AN-102 : Proper Output Loading of VCOs
- AN-107 : How to Solder Z-COMM VCOs

NOTES:

© Z-Communications, Inc.

All rights reserved

TUNING CURVE, typ.

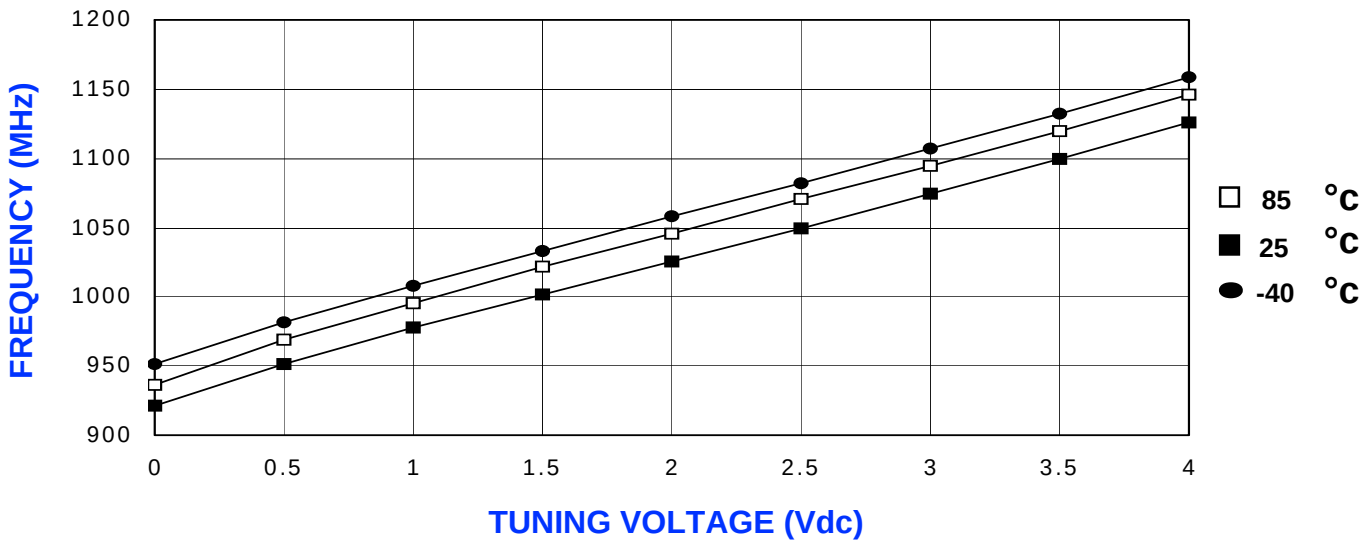

POWER CURVE, typ.

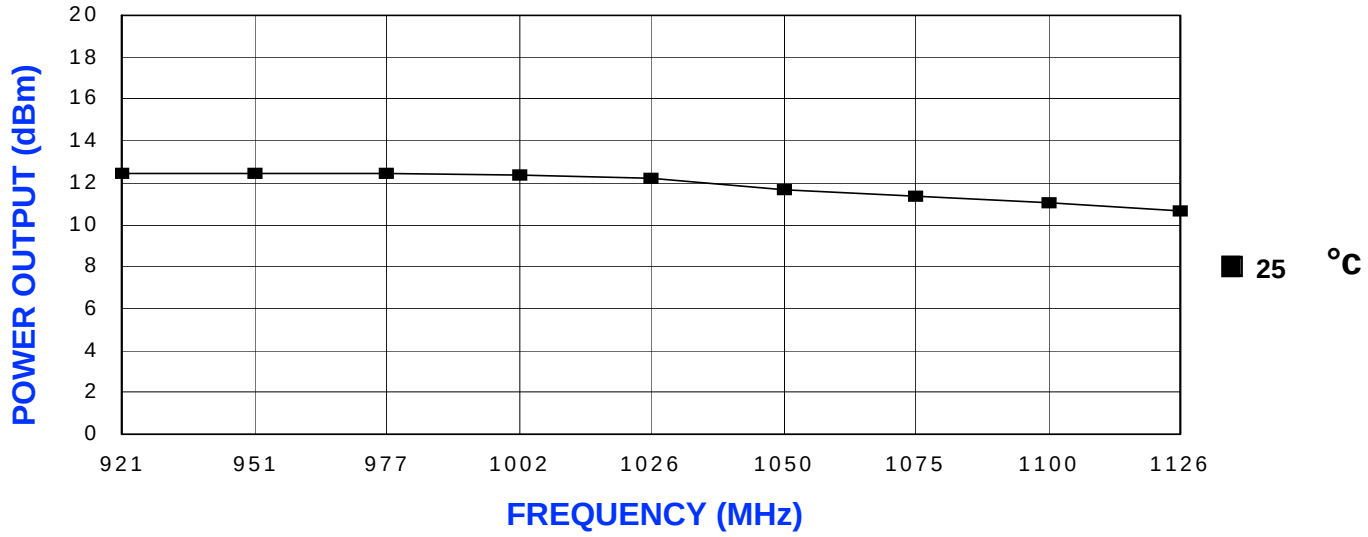

PHYSICAL DIMENSIONS

