Z~Communications

14118 Stowe Drive, Suite B | Poway, CA 92064
TEL: (858) 621-2700 | FAX: (858) 486-1927
URL: www.zcomm.com
EMAIL: applications@zcomm.com

V285ME01-LF

Rev D4

Voltage-Controlled Oscillator
Surface Mount Module

Applications

- Satellite Modems
- Mobile Radios
- Earthstations

Application Notes

- AN-101: Mounting and Grounding
- AN-102: Output Loading
- AN-107: Manual Soldering

PHASE NOISE (1 Hz BW, typical)

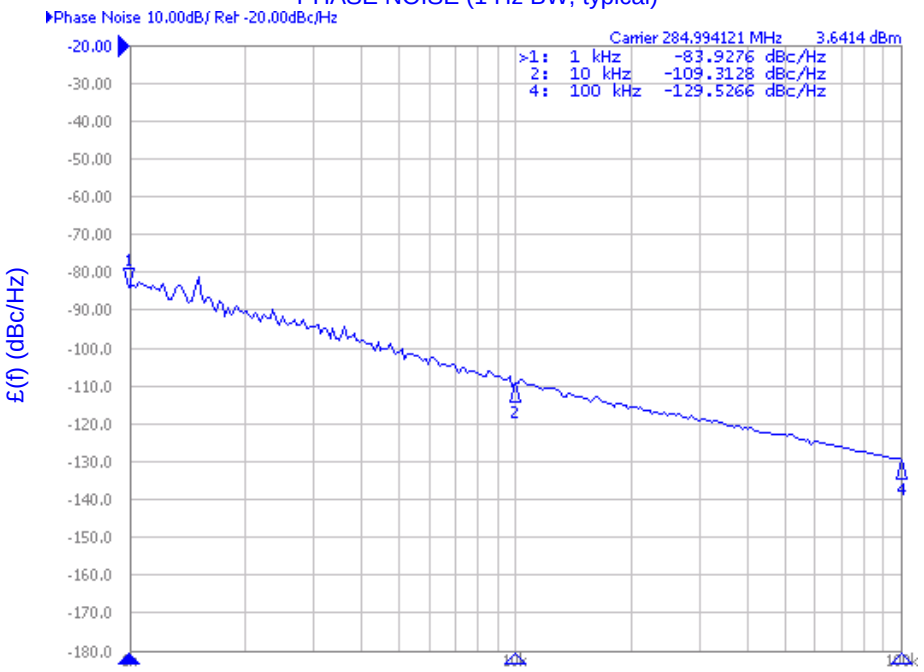

Performance Specifications	Min	Typ	Max	Units
Oscillation Frequency Range	270		300	MHz
Phase Noise @ 10 kHz offset (1 Hz BW)		-109		dBc/Hz
Harmonic Suppression (2nd)		-10		dBc
Tuning Voltage	0.5		4.5	Vdc
Tuning Sensitivity (avg.)		20		MHz/V
Power Output	5	7.5	10	dBm
Load Impedance		50		Ω
Input Capacitance			200	pF
Pushing			3	MHz/V
Pulling (14 dB Return Loss, Any Phase)			1	MHz
Operating Temperature Range	-40		85	°C
Package Style		MINI-14S		

Power Supply Requirements	Min	Typ	Max	Units
Supply Voltage (Vcc, nom.)		5		Vdc
Supply Current (Icc)		22	26 MAX	mA

Additional Notes

LFSuffix = RoHS Compliant. All specifications are subject to change without notice.

© Z-Communications, Inc. All Rights Reserved.

Tuning Curve, typ.

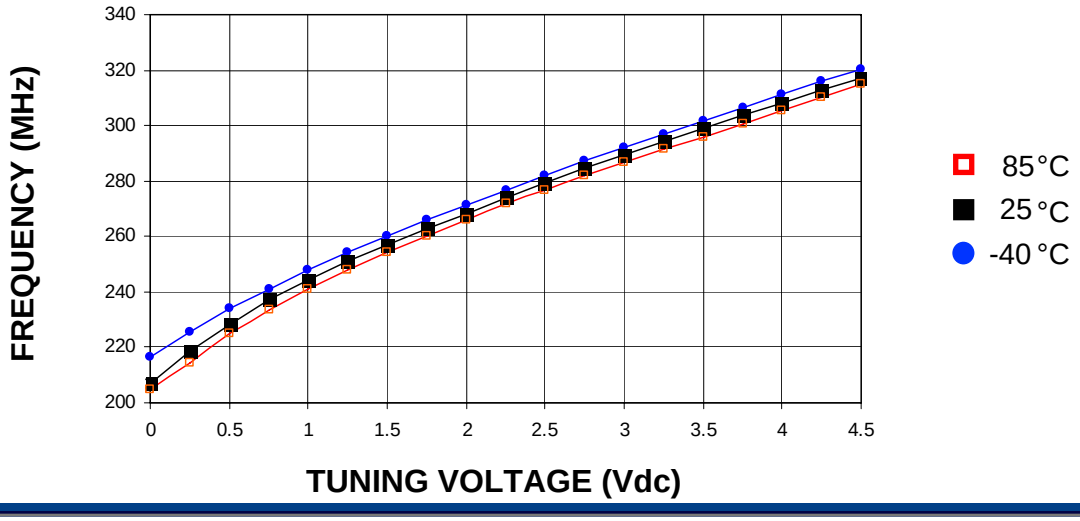

Power Curve, typ.

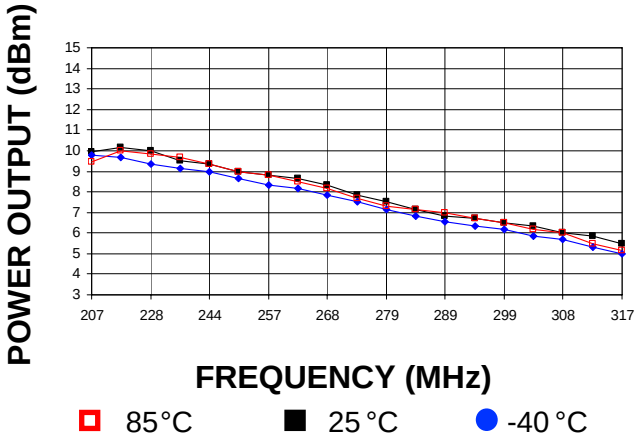

Footprint

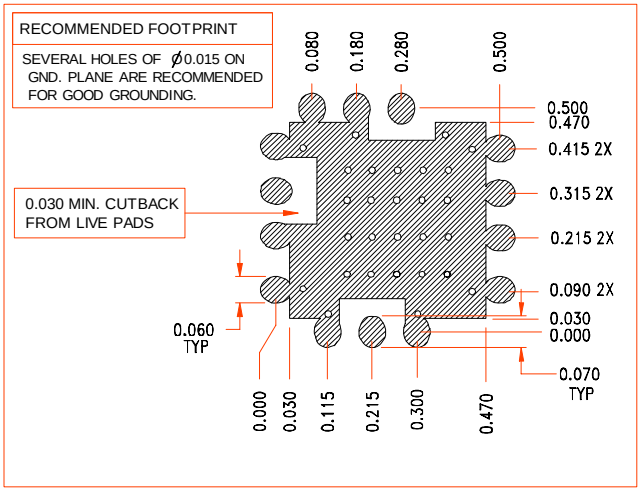

Physical Dimensions

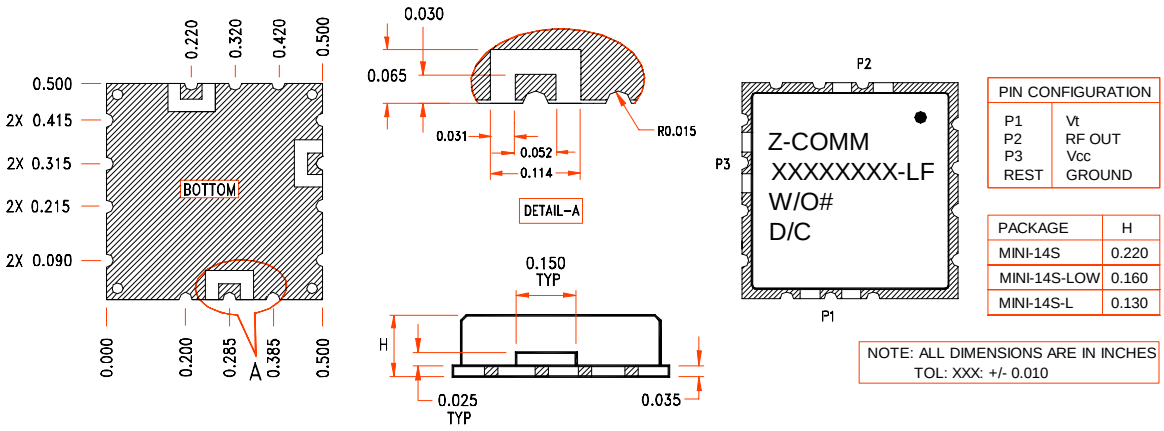

PIN CONFIGURATION	
P1	Vt
P2	RF OUT
P3	Vcc
REST	GROUND

PACKAGE	H
MINI-14S	0.220
MINI-14S-LOW	0.160
MINI-14S-L	0.130

NOTE: ALL DIMENSIONS ARE IN INCHES
TOL: XXX: +/- 0.010

LFSuffix = RoHS Compliant. All specifications are subject to change without notice.

© Z-Communications, Inc. All Rights Reserved.